

1570-1580, 2400-2500 MHz GPS/WiFi BAND ANTENNA

Standard Antenna Solutions

Includes Frequencies of GNSS, Bluetooth, ZigBee and WiFi Products

Part Number: 2195765-1

PRODUCT FACTS:

- Embedded ceramic chip antenna
- SMT assembly
- Available in tap & reel
- RoHS compliant

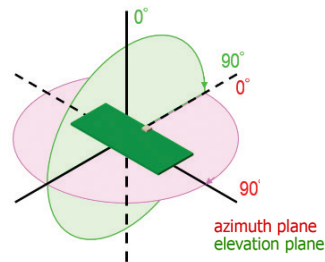
RECOMMENDATIONS:

- Minimum or no matching circuits required
- Bandwidth and performance is dependent on ground plane size. Evaluation board size is 100mm x50mm
- PCB ground is to be on top layer

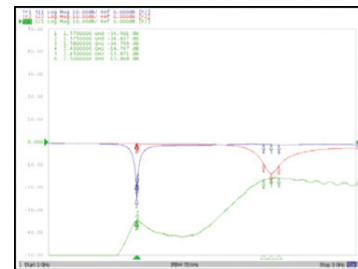
SPECIFICATIONS:

- Frequency Range: 1570-1580 MHz/2400-2500 MHz
- Peak Gain:
 - 1570-1580 MHz \leq 0.69 dBi (Max)
 - 2400-2500 MHz \leq 0.97 dBi (Max)
- Return Loss: <-10 dB
- Size: 3.2mm x 1.7mm x 0.5mm
- Mounting: Surface-mount technology
- Mounting Guide: See diagram on page 2
- Weight: 0.1 g
- Operating Temperature: -40° to 105°C

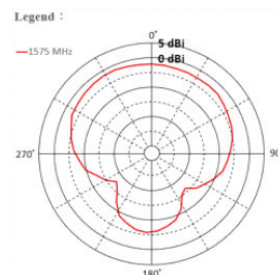
TEST ORIENTATION IN FREE SPACE:



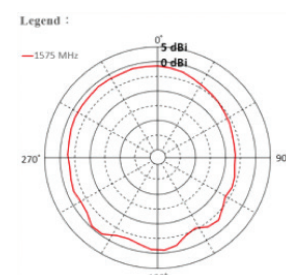
RETURN LOSS:



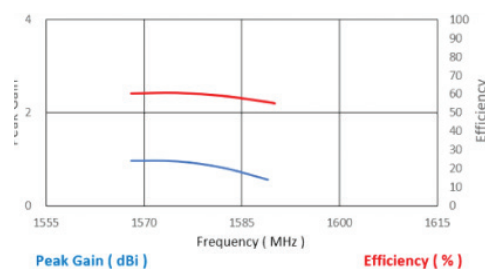
AZIMUTH:



ELEVATION:



EFFICIENCY:

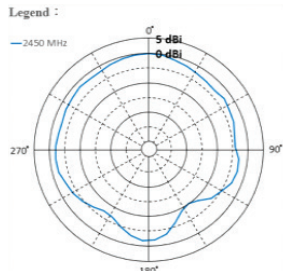


1570-1580, 2400-2500 MHz GPS/WiFi Band Antenna

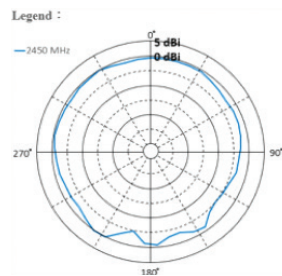
Standard Antenna Solutions

2400-2500MHz

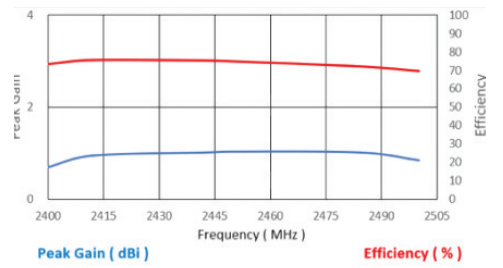
AZIMUTH:



ELEVATION:

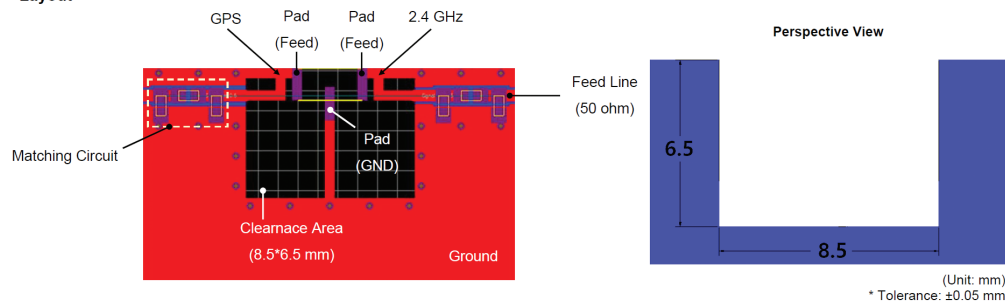


EFFICIENCY:

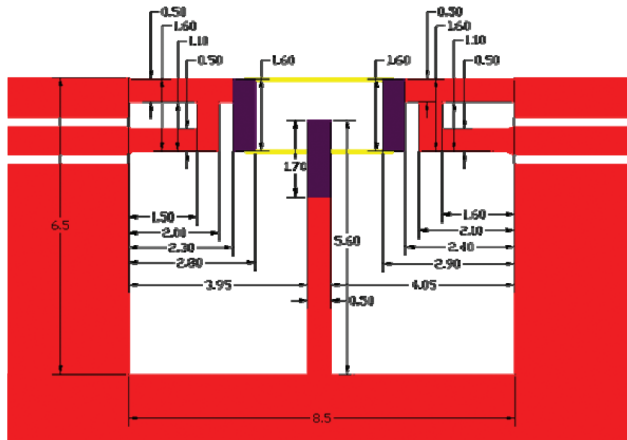


MOUNTING GUIDE:

Layout



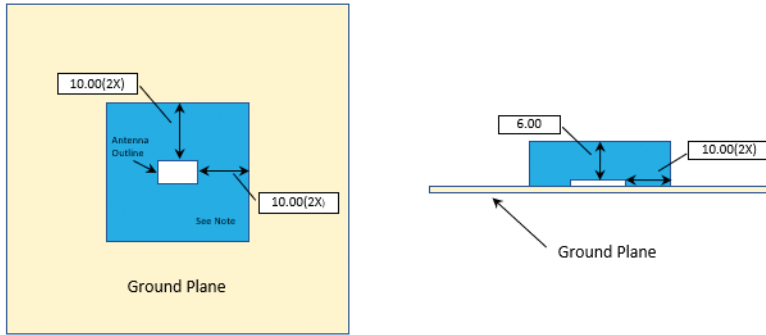
Top View



1570-1580, 2400-2500 MHz GPS/WiFi Band Antenna

Standard Antenna Solutions

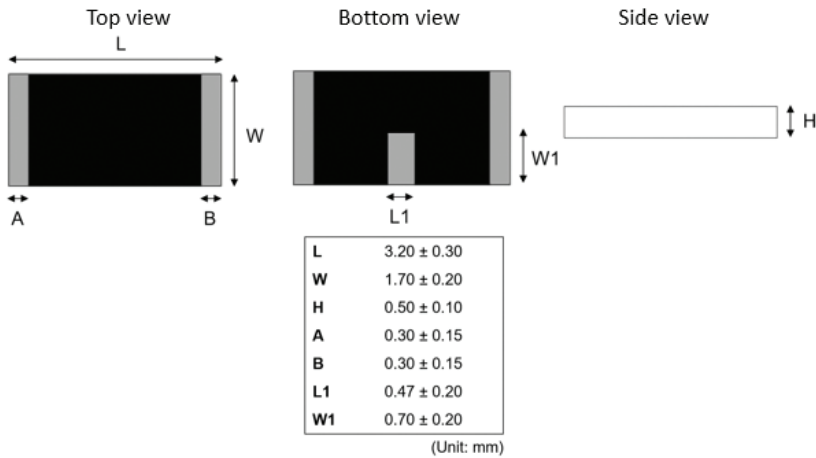
KEEP OUT AREA:



- NOTES :
1. Antenna designed to be mounted on ground plane.
 2. Area in blue above indicates Keep Out Area.
 3. For more information please call TE.

Dimensions : mm
Diagram is not to scale

APPROXIMATE DIMENSIONS:

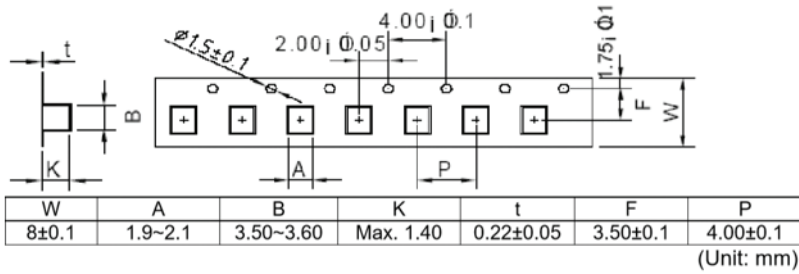


1570-1580, 2400-2500 MHz GPS/WiFi Band Antenna

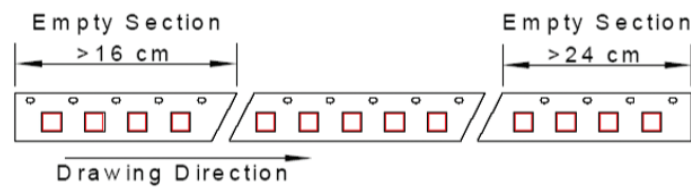
Standard Antenna Solutions

TAPING PACKAGE AND LABEL MARKING

- (1) Quantity: 4000pcs/reel, T (Thickness of chip) ≤ 1.2
- (2) Plastic tape



- (3) Tape Packing



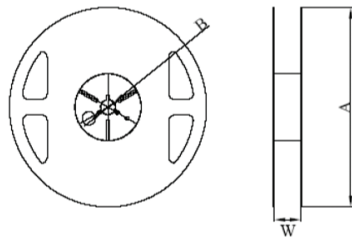
- (4) Cover Tape Reel Off Force

$$5g \cdot f \leq \text{Peel-Off Force} \leq 70g \cdot f$$



- (5) Reel Dimensions

Reel Material: Polystyrene



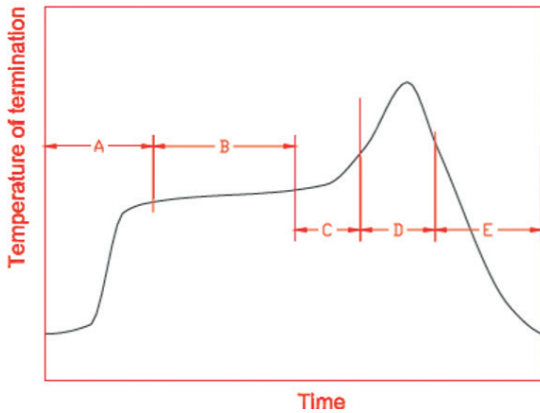
W	A	B
8±0.5	178±0.5	13±0.5
12±0.5	178±0.5	13±0.5

(Unit: mm)

1570-1580, 2400-2500 MHz GPS/WiFi Band Antenna

Standard Antenna Solutions

RECOMMENDED REFLOW SOLDERING



A	1 st rising temperature	The normal to Preheating temperature	30s to 60s
B	Preheating	140°C to 160°C	60s to 120s
C	2 nd rising temperature	Preheating to 200°C	20s to 40s
D	Main heating	if 220°C	50s~60s
		if 230°C	40s~50s
		if 240°C	30s~40s
		if 250°C	20s~40s
E	Regular cooling	if 260°C	20s~40s
		200°C to 100°C	1°C/s ~ 4°C/s

(1) Soldering gun procedure

Note the following, in case of using solder gun for replacement

- (a) The tip temperature must be less than 350°C for a period within 3 seconds by using soldering gun under 30 W
- (b) The soldering gun tip shall not touch this product directly

(2) Soldering volume

Note that excess soldering volume will easily crack the body of this product

TE TECHNICAL SUPPORT CENTER

USA:	+1 (800) 522-6752
Canada:	+1 (905) 475-6222
Mexico:	+52 (0) 55-1106-0800
Latin/S. America	+54 (0) 11-4733-2200
Germany:	+49 (0) 6251-133-1999
UK:	+44 (0) 800-267666
France:	+33 (0) 1-3420-8686
Netherlands:	+31 (0) 73-6246-999
China:	+86 (0) 400-820-6015

For phone numbers in other countries, go to te.com/support-center

te.com

TE Connectivity, TE Connectivity (logo) and Every Connection Counts are trademarks. All other logos, products and/or company names referred to herein might be trademarks of their respective owners.

The information given herein, including drawings, illustrations and schematics which are intended for illustration purposes only, is believed to be reliable. However, TE Connectivity makes no warranties as to its accuracy or completeness and disclaims any liability in connection with its use. TE Connectivity's obligations shall only be as set forth in TE Connectivity's Standard Terms and Conditions of Sale for this product and in no case will TE Connectivity be liable for any incidental, indirect or consequential damages arising out of the sale, resale, use or misuse of the product. Users of TE Connectivity products should make their own evaluation to determine the suitability of each such product for the specific application.

© 2019 TE Connectivity Ltd. family of companies All Rights Reserved.

1-1773970-2 01/19 Original



Компания «ЭлектроПласт» предлагает заключение долгосрочных отношений при поставках импортных электронных компонентов на взаимовыгодных условиях!

Наши преимущества:

- Оперативные поставки широкого спектра электронных компонентов отечественного и импортного производства напрямую от производителей и с крупнейших мировых складов;
- Поставка более 17-ти миллионов наименований электронных компонентов;
- Поставка сложных, дефицитных, либо снятых с производства позиций;
- Оперативные сроки поставки под заказ (от 5 рабочих дней);
- Экспресс доставка в любую точку России;
- Техническая поддержка проекта, помощь в подборе аналогов, поставка прототипов;
- Система менеджмента качества сертифицирована по Международному стандарту ISO 9001;
- Лицензия ФСБ на осуществление работ с использованием сведений, составляющих государственную тайну;
- Поставка специализированных компонентов (Xilinx, Altera, Analog Devices, Intersil, Interpoint, Microsemi, Aeroflex, Peregrine, Syfer, Eurofarad, Texas Instrument, Miteq, Cobham, E2V, MA-COM, Hittite, Mini-Circuits, General Dynamics и др.);

Помимо этого, одним из направлений компании «ЭлектроПласт» является направление «Источники питания». Мы предлагаем Вам помощь Конструкторского отдела:

- Подбор оптимального решения, техническое обоснование при выборе компонента;
- Подбор аналогов;
- Консультации по применению компонента;
- Поставка образцов и прототипов;
- Техническая поддержка проекта;
- Защита от снятия компонента с производства.



Как с нами связаться

Телефон: 8 (812) 309 58 32 (многоканальный)

Факс: 8 (812) 320-02-42

Электронная почта: org@eplast1.ru

Адрес: 198099, г. Санкт-Петербург, ул. Калинина, дом 2, корпус 4, литера А.