

Potential distributors - CBB 04 2X2RC-PT - 2905238

Please be informed that the data shown in this PDF Document is generated from our Online Catalog. Please find the complete data in the user's documentation. Our General Terms of Use for Downloads are valid (<http://phoenixcontact.com/download>)



Device circuit breaker boards for four thermomagnetic (CB TM1...) or electronic (CB E1... NO) circuit breakers with group remote signaling, central supply, connection for relay contacts, and potential distribution for up to four loads per channel.

Product Features

- ✓ Reduced installation time thanks to multi-channel device Circuit Breakers Board (4/8/12 channels)
- ✓ Space savings of up to 35% thanks to compact design
- ✓ Fuse protection of up to 12 A per channel provides best possible protection for connected loads
- ✓ Up to 4 loads can be protected simultaneously with the additional terminal points
- ✓ Integrated group remote signaling ensures that you are always kept informed
- ✓ High current carrying capacity of the board supports supply of up to 60 A
- ✓ Maximum overcurrent protection over long cable paths thanks to device circuit breakers with SFB characteristic curve or electronic device circuit breakers



Key Commercial Data

Packing unit	1 pc
Weight per Piece (excluding packing)	360.0 g
Custom tariff number	85363090
Country of origin	Germany

Technical data

Dimensions

Height	127.8 mm
Width	108.5 mm
Depth	70.8 mm

Ambient conditions

Ambient temperature (operation)	-30 °C ... 60 °C
Ambient temperature (storage/transport)	-30 °C ... 80 °C

Potential distributors - CBB 04 2X2RC-PT - 2905238

Technical data

Ambient conditions

Humidity test	96h, 93% RH, 40 °C
Degree of protection	IP20 (Terminal blocks and fuse holders)
	IP00 (PCB)

General

Flammability rating according to UL 94	V0
Mounting type	DIN rail: 35 mm
Number of positions	4
Overvoltage category	II
Protection class	III
Pollution degree	2
Type	DIN rail module, two-section, divisible

Electrical data

Rated voltage main circuit	24 V DC
Rated current main circuit	48 A DC (total)
	12 A DC (per channel)
Rated voltage remote indication circuit	24 V DC
Rated current remote indication circuit	0.5 A DC
Rated surge voltage	0.5 kV
Short circuit stability	600 A (conditional according to DIN EN 50178)
Power dissipation	4.1 W (without circuit breaker)
Insertion/withdrawal cycles	50

Connection data

Connection name	Supply X21
Connection method	Push-in connection
Stripping length	18 mm
Conductor cross section solid	0.75 mm ² ... 16 mm ²
AWG conductor cross section	20 ... 4
Conductor cross section, flexible, with ferrule, with plastic sleeve	0.75 mm ² ... 10 mm ²
Conductor cross section flexible, with ferrule without plastic sleeve	0.75 mm ² ... 16 mm ²
Connection name	Outputs X1 ... X4
Connection method	Push-in connection
Stripping length	10 mm
Conductor cross section solid	0.2 mm ² ... 4 mm ²
AWG conductor cross section	24 ... 12
Conductor cross section, flexible, with ferrule, with plastic sleeve	0.25 mm ² ... 1.5 mm ²
Conductor cross section flexible, with ferrule without plastic sleeve	0.25 mm ² ... 2.5 mm ²

Potential distributors - CBB 04 2X2RC-PT - 2905238

Technical data

Connection data

Connection name	Remote signaling X31
Connection method	Push-in connection
Stripping length	10 mm
Conductor cross section solid	0.2 mm ² ... 4 mm ²
AWG conductor cross section	24 ... 12
Conductor cross section, flexible, with ferrule, with plastic sleeve	0.25 mm ² ... 1.5 mm ²
Conductor cross section flexible, with ferrule without plastic sleeve	0.25 mm ² ... 2.5 mm ²

Standards and Regulations

Standards/specifications	DIN EN 50178 1997
	DIN EN 61000-6-2:2005
	DIN EN 61000-6-3:2007+A1:2011
	DIN EN 60068-2-6

Classifications

eCl@ss

eCl@ss 5.1	27141116
eCl@ss 6.0	27141116
eCl@ss 8.0	27141116

ETIM

ETIM 4.0	EC000899
ETIM 5.0	EC000899

Approvals

Approvals

Approvals

EAC

Ex Approvals

Approvals submitted

Potential distributors - CBB 04 2X2RC-PT - 2905238

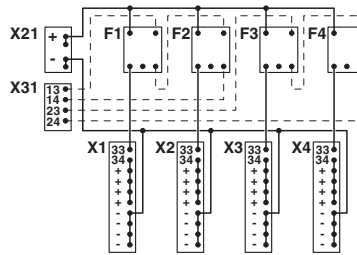
Approvals

Approval details

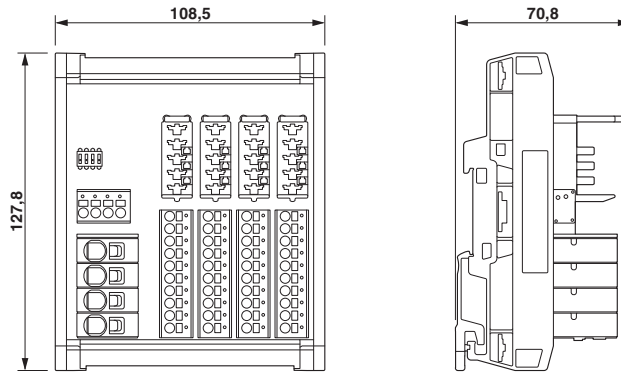
EAC

Drawings

Circuit diagram

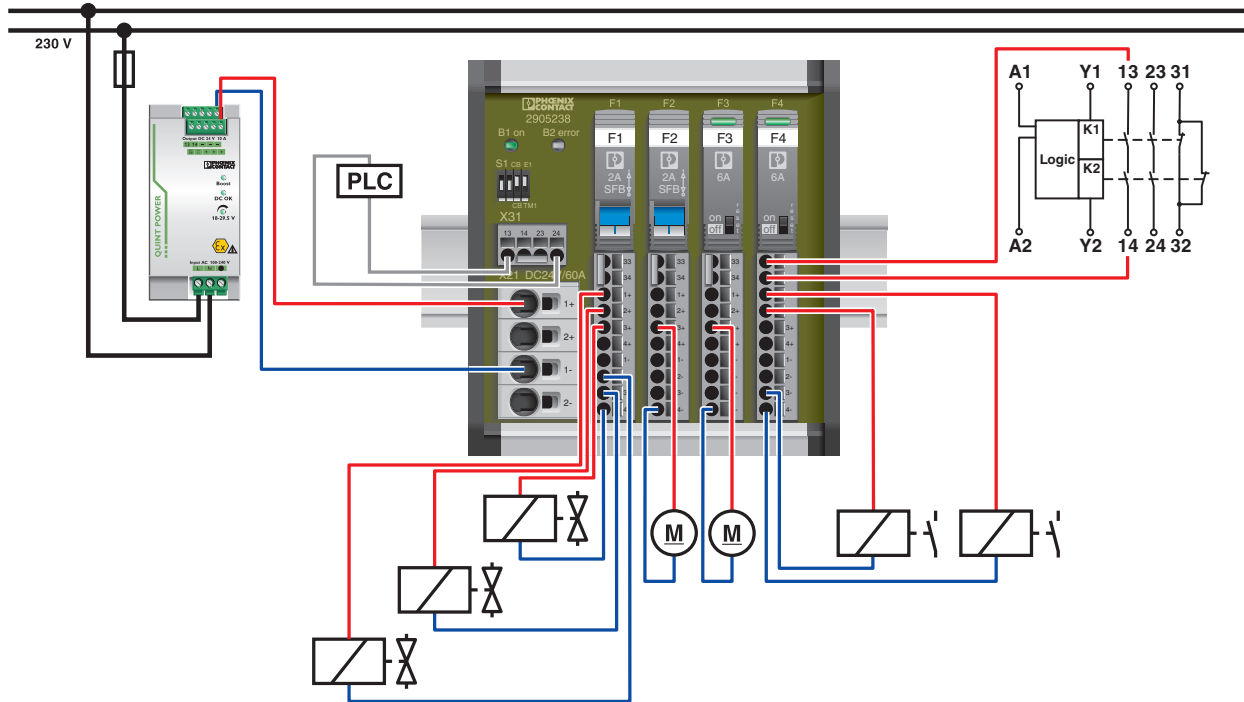


Dimensional drawing



Potential distributors - CBB 04 2X2RC-PT - 2905238

Application drawing





Компания «ЭлектроПласт» предлагает заключение долгосрочных отношений при поставках импортных электронных компонентов на взаимовыгодных условиях!

Наши преимущества:

- Оперативные поставки широкого спектра электронных компонентов отечественного и импортного производства напрямую от производителей и с крупнейших мировых складов;
- Поставка более 17-ти миллионов наименований электронных компонентов;
- Поставка сложных, дефицитных, либо снятых с производства позиций;
- Оперативные сроки поставки под заказ (от 5 рабочих дней);
- Экспресс доставка в любую точку России;
- Техническая поддержка проекта, помощь в подборе аналогов, поставка прототипов;
- Система менеджмента качества сертифицирована по Международному стандарту ISO 9001;
- Лицензия ФСБ на осуществление работ с использованием сведений, составляющих государственную тайну;
- Поставка специализированных компонентов (Xilinx, Altera, Analog Devices, Intersil, Interpoint, Microsemi, Aeroflex, Peregrine, Syfer, Eurofarad, Texas Instrument, Miteq, Cobham, E2V, MA-COM, Hittite, Mini-Circuits, General Dynamics и др.);

Помимо этого, одним из направлений компании «ЭлектроПласт» является направление «Источники питания». Мы предлагаем Вам помощь Конструкторского отдела:

- Подбор оптимального решения, техническое обоснование при выборе компонента;
- Подбор аналогов;
- Консультации по применению компонента;
- Поставка образцов и прототипов;
- Техническая поддержка проекта;
- Защита от снятия компонента с производства.



Как с нами связаться

Телефон: 8 (812) 309 58 32 (многоканальный)

Факс: 8 (812) 320-02-42

Электронная почта: org@eplast1.ru

Адрес: 198099, г. Санкт-Петербург, ул. Калинина, дом 2, корпус 4, литера А.