


Features

- Ultra Low Forward Voltage Drop
- Superior Reverse Avalanche Capability
- Patented Super Barrier Rectifier Technology
- Soft, Fast Switching Capability
- 150°C Operating Junction Temperature
- **Lead Free by Design, RoHS Compliant (Note 1)**
- **“Green” Device (Note 2)**

Mechanical Data

- Case: DFN1006H4-2
- Case Material: Molded Plastic, “Green” Molding Compound. UL Flammability Classification Rating 94V-0
- Moisture Sensitivity: Level 1 per J-STD-020C
- Terminal Connections: Cathode Dot
- Terminals: Finish - NiPdAu over Copper leadframe. Solderable per MIL-STD-202, Method 208
- Marking Information: See Page 3
- Ordering Information: See Page 3
- Weight: 0.001 grams (approximate)



Bottom View

Maximum Ratings @T_A = 25°C unless otherwise specified

Single phase, half wave, 60Hz, resistive or inductive load.
For capacitance load, derate current by 20%.

| Characteristic | Symbol | Value | Unit |
|--|---------------------|-------|------|
| Peak Repetitive Reverse Voltage | V _{RRM} | 20 | V |
| Working Peak Reverse Voltage | V _{RWM} | | |
| DC Blocking Voltage | V _{RM} | | |
| RMS Reverse Voltage | V _{R(RMS)} | 14 | V |
| Average Rectified Output Current (See Figure 1) | I _O | 500 | mA |
| Non-Repetitive Peak Forward Surge Current 8.3ms Single Half Sine-Wave Superimposed on Rated Load | I _{FSM} | 6 | A |

Thermal Characteristics @T_A = 25°C unless otherwise specified

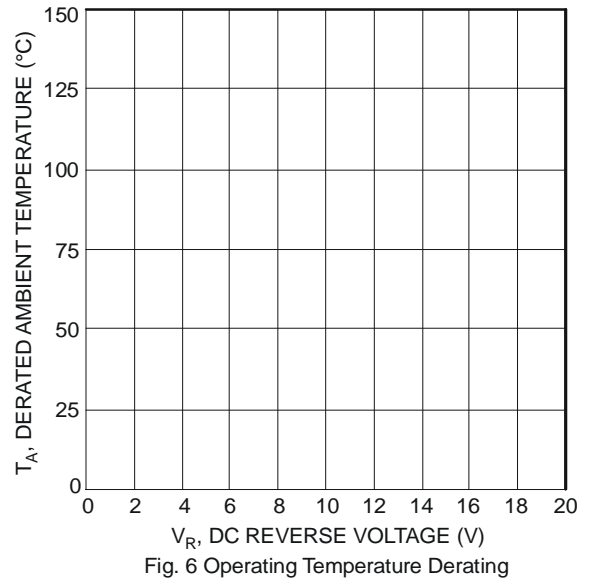
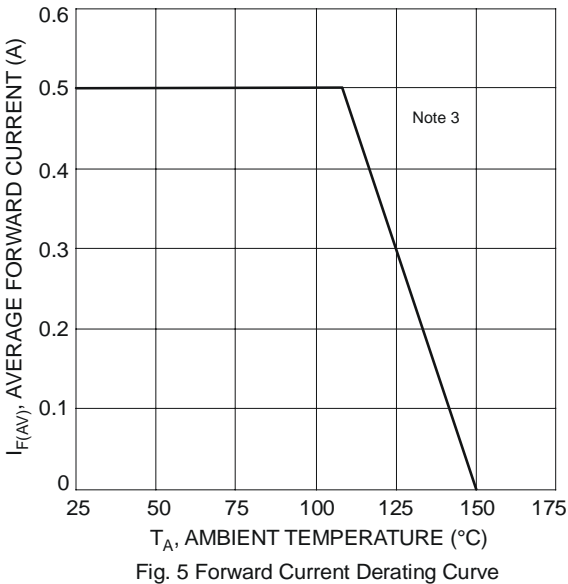
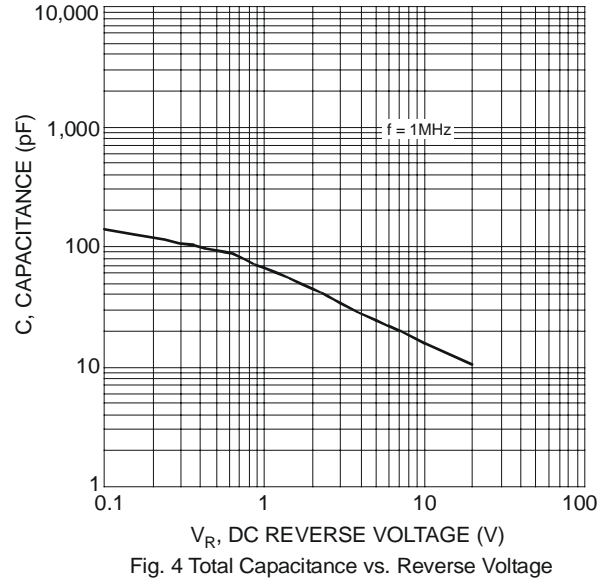
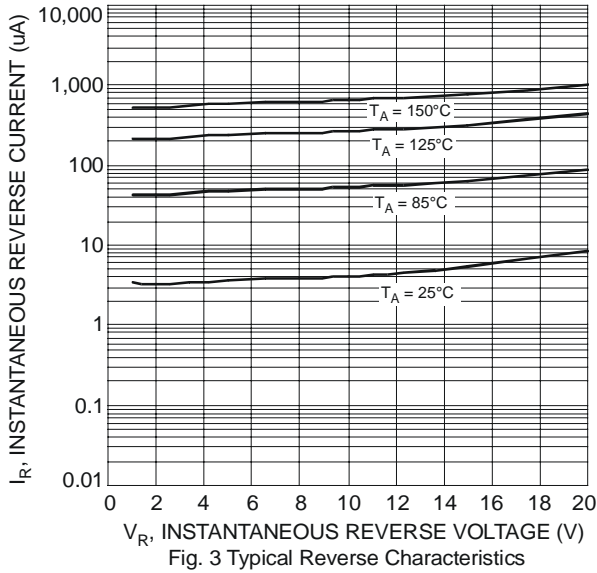
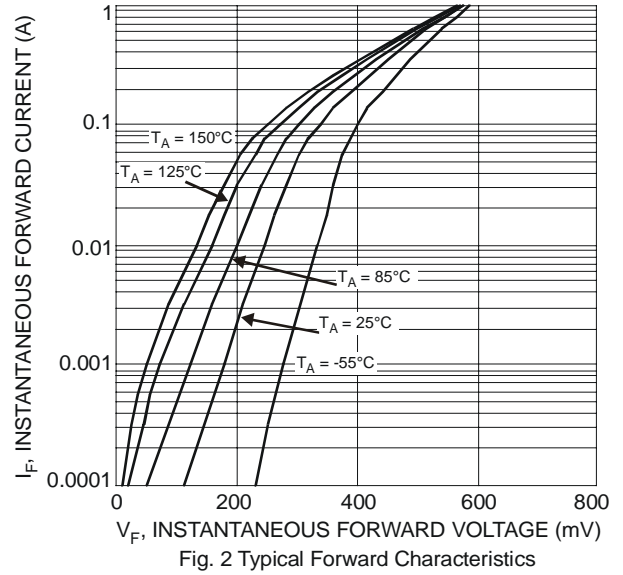
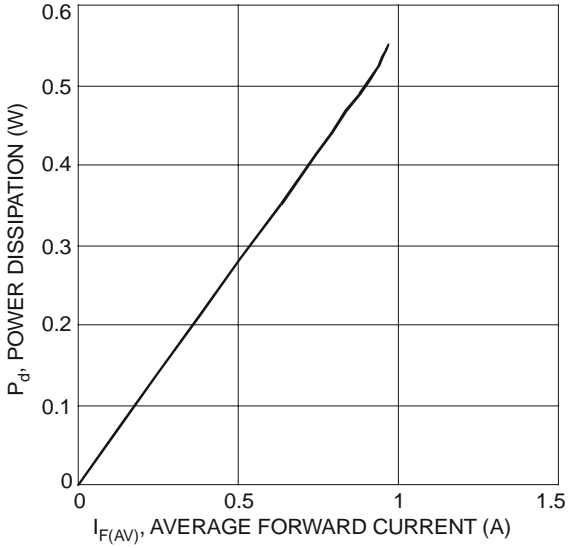
| Characteristic | Symbol | Value | Unit |
|---|-----------------------------------|-------------|------|
| Maximum Thermal Resistance (Note 3) | R _{θJA} | 224 | °C/W |
| Operating and Storage Temperature Range | T _j , T _{STG} | -65 to +150 | °C |

Electrical Characteristics @T_A = 25°C unless otherwise specified

| Characteristic | Symbol | Min | Typ | Max | Unit | Test Condition |
|------------------------------------|--------------------|-----|------|------|------|---|
| Reverse Breakdown Voltage (Note 4) | V _{(BR)R} | 20 | - | - | V | I _R = 50µA |
| Forward Voltage Drop | V _F | - | 0.34 | 0.38 | V | I _F = 0.1A, T _j = 25°C |
| | | | 0.25 | 0.28 | | I _F = 0.1A, T _j = 150°C |
| | | | 0.38 | 0.42 | | I _F = 0.2A, T _j = 25°C |
| | | | 0.31 | 0.34 | | I _F = 0.2A, T _j = 150°C |
| | | | 0.47 | 0.50 | | I _F = 0.5A, T _j = 25°C |
| | | | 0.42 | 0.45 | | I _F = 0.5A, T _j = 150°C |
| Leakage Current (Note 4) | I _R | - | 6 | 50 | µA | V _R = 20V, T _j = 25°C |
| | | | 1.5 | 5 | mA | V _R = 20V, T _j = 150°C |

- Notes:
1. No purposefully added lead.
 2. Diodes Inc.'s “Green” policy can be found on our website at http://www.diodes.com/products/lead_free/index.php.
 3. Device mounted on FR-4 substrate. 2” x 2” 2oz. Copper, single sided PCB board.
 4. Short duration pulse test used to minimize self-heating effect.

SBR is a registered trademark of Diodes Incorporated.

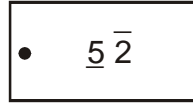


Ordering Information (Note 5)

| Part Number | Case | Packaging |
|---------------|-------------|------------------|
| SBR05U20LPS-7 | DFN1006H4-2 | 3000/Tape & Reel |

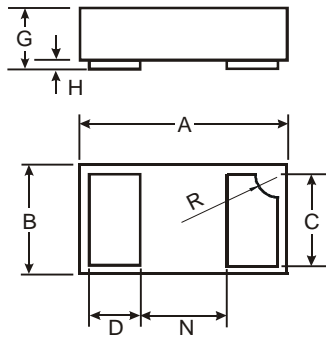
Notes: 5. For packaging details, go to our website at <http://www.diodes.com/datasheets/ap02007.pdf>.

Marking Information



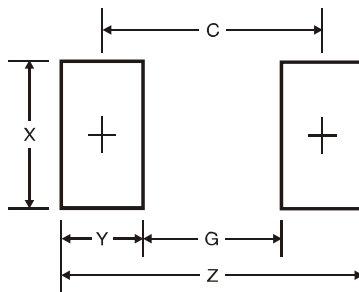
52 = Product Type Marking Code
Dot Denotes Cathode Side

Package Outline Dimensions



| DFN1006H4-2 | | | |
|----------------------|------|-------|------|
| Dim | Min | Max | Typ |
| A | 0.95 | 1.075 | 1.00 |
| B | 0.55 | 0.675 | 0.60 |
| C | 0.45 | 0.55 | 0.50 |
| D | 0.20 | 0.30 | 0.25 |
| G | 0.34 | 0.4 | 0.37 |
| H | 0 | 0.05 | 0.03 |
| N | — | — | 0.40 |
| R | 0.05 | 0.15 | 0.10 |
| All Dimensions in mm | | | |

Suggested Pad Layout



| Dimensions | Value (in mm) |
|------------|---------------|
| Z | 1.1 |
| G | 0.3 |
| X | 0.7 |
| Y | 0.4 |
| C | 0.7 |

IMPORTANT NOTICE

Diodes Incorporated and its subsidiaries reserve the right to make modifications, enhancements, improvements, corrections or other changes without further notice to any product herein. Diodes Incorporated does not assume any liability arising out of the application or use of any product described herein; neither does it convey any license under its patent rights, nor the rights of others. The user of products in such applications shall assume all risks of such use and will agree to hold Diodes Incorporated and all the companies whose products are represented on our website, harmless against all damages.

LIFE SUPPORT

Diodes Incorporated products are not authorized for use as critical components in life support devices or systems without the expressed written approval of the President of Diodes Incorporated.

NEW PRODUCT



Компания «ЭлектроПласт» предлагает заключение долгосрочных отношений при поставках импортных электронных компонентов на взаимовыгодных условиях!

Наши преимущества:

- Оперативные поставки широкого спектра электронных компонентов отечественного и импортного производства напрямую от производителей и с крупнейших мировых складов;
- Поставка более 17-ти миллионов наименований электронных компонентов;
- Поставка сложных, дефицитных, либо снятых с производства позиций;
- Оперативные сроки поставки под заказ (от 5 рабочих дней);
- Экспресс доставка в любую точку России;
- Техническая поддержка проекта, помощь в подборе аналогов, поставка прототипов;
- Система менеджмента качества сертифицирована по Международному стандарту ISO 9001;
- Лицензия ФСБ на осуществление работ с использованием сведений, составляющих государственную тайну;
- Поставка специализированных компонентов (Xilinx, Altera, Analog Devices, Intersil, Interpoint, Microsemi, Aeroflex, Peregrine, Syfer, Eurofarad, Texas Instrument, Miteq, Cobham, E2V, MA-COM, Hittite, Mini-Circuits, General Dynamics и др.);

Помимо этого, одним из направлений компании «ЭлектроПласт» является направление «Источники питания». Мы предлагаем Вам помощь Конструкторского отдела:

- Подбор оптимального решения, техническое обоснование при выборе компонента;
- Подбор аналогов;
- Консультации по применению компонента;
- Поставка образцов и прототипов;
- Техническая поддержка проекта;
- Защита от снятия компонента с производства.



Как с нами связаться

Телефон: 8 (812) 309 58 32 (многоканальный)

Факс: 8 (812) 320-02-42

Электронная почта: org@eplast1.ru

Адрес: 198099, г. Санкт-Петербург, ул. Калинина, дом 2, корпус 4, литера А.