



## Main

Range of product	Magelis GTO
Product or component type	Advanced touchscreen panel
Display colour	65536 colours
Display size	3.5 inch
Supply	External source
Control button type	Pushbutton, key type , marking: F1...F6, number of function keys = 6 (operation defined using Vijeo Designer)
Operating system	Magelis
Battery type	Lithium battery for internal RAM, autonomy: 100 days, charging time = 5 d, battery life = 10 yr

## Complementary

Terminal type	Touchscreen display
Display type	Backlit colour TFT LCD
Display resolution	320 x 240 pixels QVGA
Touch sensitive zone	1024 x 1024
Touch panel	Resistive film, 1000000 cycles
Backlight lifespan	50000 hours (white) at 77 °F (25 °C)
Brightness	16 levels - control by touch panel 16 levels - control by software
Character font	ASCII (European characters) Chinese (simplified Chinese) Japanese (ANK, Kanji) Korean Taiwanese (traditional Chinese)
[Us] rated supply voltage	24 V DC
Supply voltage limits	19.2...28.8 V
Inrush current	<= 30 A
Power consumption in W	<= 9.6 W <= 5.2 W (when power is not supplied to external devices) <= 4.2 W (when backlight is OFF) <= 4.3 W (when backlight is dimmed)
Local signalling	Status LED (orange) flashing software starting up Status LED (green) steady offline Status LED (green) steady operating Status LED (red) steady power supply (ON) Status LED (clear) faded power supply (OFF)
Software designation	Vijeo Designer configuration software >= V6.1
Memory description	64 MB flash (EPROM)
Data backed up	128 kB internal RAM (SRAM)
Downloadable protocols	Modbus Schneider Electric Modicon Third party protocols Mitsubishi Melsec Third party protocols Omron Sysmac Third party protocols Rockwell Automation Allen-Bradley Third party protocols Siemens Simatic Uni-TE Schneider Electric Modicon Modbus Plus Schneider Electric Modicon FIPWAY Schneider Electric Modicon
Integrated connection type	COM1 serial link SUB-D 9, interface: RS232C, transmission rate: 2400...115200 bps COM2 serial link RJ45, interface: RS485, transmission rate: 2400...115200 bps COM2 serial link RJ45, interface: RS485, transmission rate: 187.5 kbps compatible with Siemens MPI USB 2.0 type A USB 2.0 type mini B

The information provided in this documentation contains general descriptions and/or technical characteristics of the performance of the products contained herein. This documentation is not intended as a substitute for and is not to be used for determining suitability or reliability of these products for specific user applications. It is the duty of any such user or integrator to perform the appropriate and complete risk analysis, evaluation and testing of the products with respect to the relevant specific application or use thereof. Neither Schneider Electric Industries SAS nor any of its affiliates or subsidiaries shall be responsible or liable for misuse of the information contained herein.

Product mounting	Flush mounting
Fixing mode	By 4 screw clamps
Front material	PPT
Enclosure material	PPT
Type of cooling	Natural convection
Width	5.2 in (132 mm)
Height	4.17 in (106 mm)
Depth	1.65 in (42 mm)
Product weight	0.88 lb(US) (0.4 kg)

## Environment

standards	EN 61131-2 IEC 61000-6-2 UL 508
product certifications	CE C-Tick CULus KCC
ambient air temperature for operation	32...122 °F (0...50 °C)
ambient air temperature for storage	-4...140 °F (-20...60 °C)
relative humidity	10...90 % without condensation
operating altitude	< 6561.68 ft (2000 m)
IP degree of protection	IP20 rear panel conforming to IEC 60529 IP65 front panel conforming to IEC 60529
NEMA degree of protection	NEMA 4X front panel (indoor use)
shock resistance	147 m/s <sup>2</sup> 3 chocks in each direction X, Y and Z conforming to EN/IEC 61131-2
vibration resistance	9.8 m/s <sup>2</sup> (f = 9...150 Hz) conforming to EN/IEC 61131-2 X, Y, Z directions for 10 cycles (approx. 100 min) 3.5 mm (f = 5...9 Hz) conforming to EN/IEC 61131-2 X, Y, Z directions for 10 cycles (approx. 100 min)
resistance to electrostatic discharge	6 kV contact discharge conforming to IEC 61000-4-2 level 3

## Offer Sustainability

Green Premium product	Green Premium product
Compliant - since 1348 - Schneider Electric declaration of conformity	Compliant - since 1348 - Schneider Electric declaration of conformity
Reference not containing SVHC above the threshold	Reference not containing SVHC above the threshold
Available	Available
Available	Available
WARNING: Cancer and Reproductive Harm - www.P65Warnings.ca.gov	WARNING: Cancer and Reproductive Harm - www.P65Warnings.ca.gov

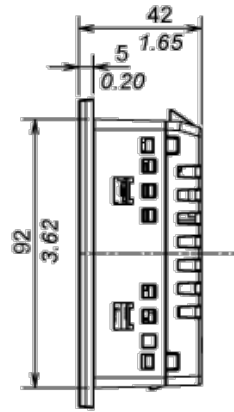
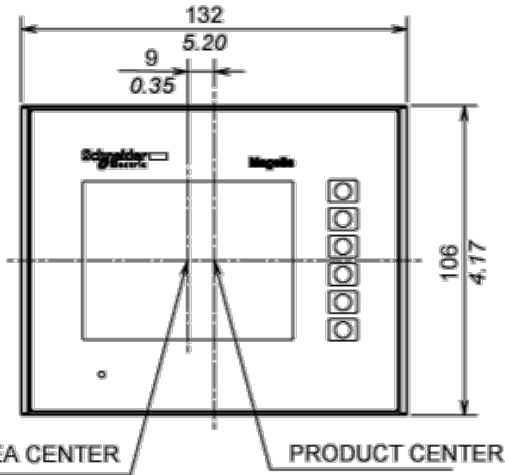
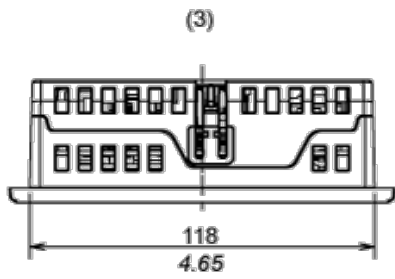
## Contractual warranty

Warranty period	18 months
-----------------	-----------

## Dimensions

### External Dimensions

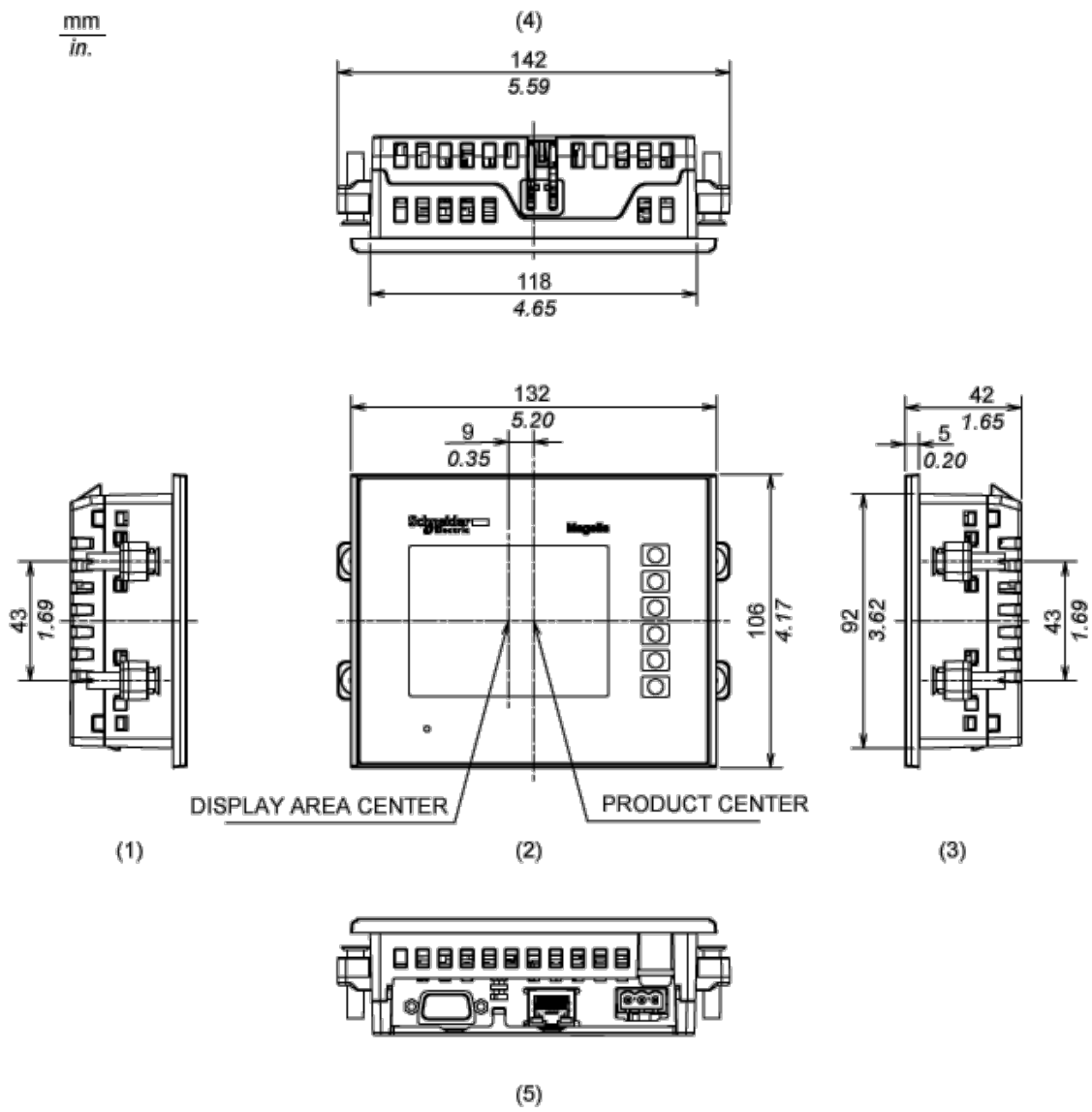
mm  
in.



- 1 Front
- 2 Right Side
- 3 Top

Installation with Installation Fasteners

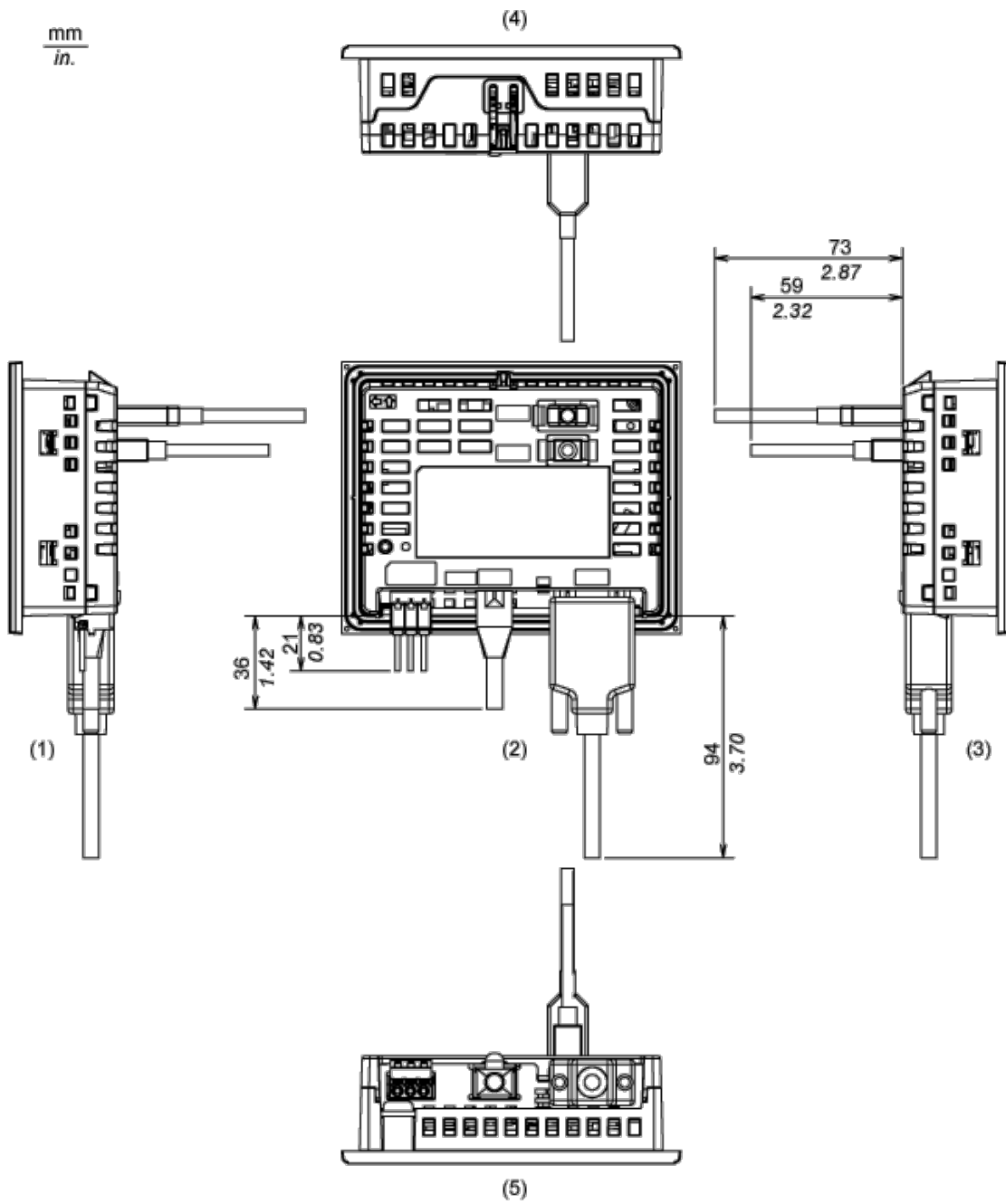
mm  
in.



- 1 Left Side
- 2 Front
- 3 Right Side
- 4 Top
- 5 Bottom

**Dimensions with Cables**

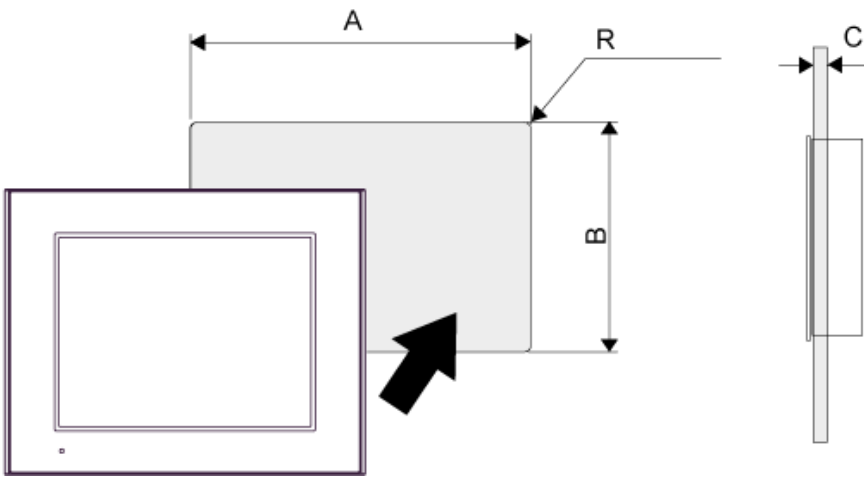
mm  
in.



- 1 Left Side
- 2 Rear
- 3 Right Side
- 4 Top
- 5 Bottom

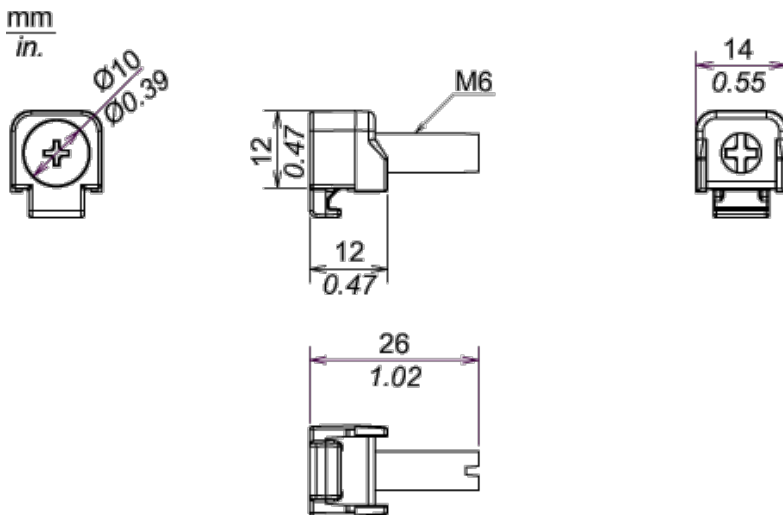
## Mounting

### Panel Cut Dimensions



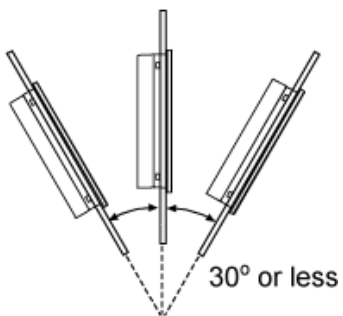
A		B		C		R	
mm	in.	mm	in.	mm	in.	mm	in.
118.5 (+1, -0)	4.67 (+0.04, -0)	92.5 (+1, -0)	3.64 (+0.04, -0)	1.6...5	0.06...0.2	3 max.	0.12 max.

### Installation Fastener Dimensions



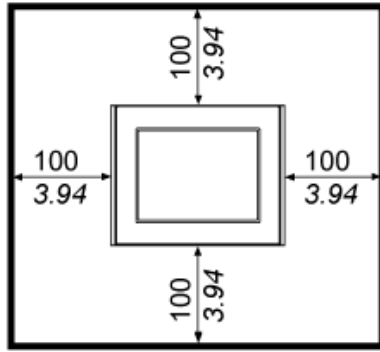
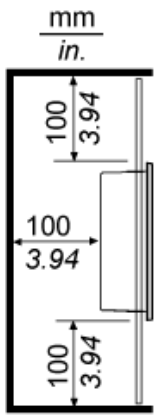
### Installation Requirements

#### Mounting Angle



When installing the panel in a slanted position with an incline more than 30°, the ambient temperature must not exceed 40 °C (104 °F). You may need to use forced air cooling (fan, A/C) to ensure the ambient operating temperature is 40°C or less (104 °F or less).

#### Clearance





Компания «ЭлектроПласт» предлагает заключение долгосрочных отношений при поставках импортных электронных компонентов на взаимовыгодных условиях!

Наши преимущества:

- Оперативные поставки широкого спектра электронных компонентов отечественного и импортного производства напрямую от производителей и с крупнейших мировых складов;
- Поставка более 17-ти миллионов наименований электронных компонентов;
- Поставка сложных, дефицитных, либо снятых с производства позиций;
- Оперативные сроки поставки под заказ (от 5 рабочих дней);
- Экспресс доставка в любую точку России;
- Техническая поддержка проекта, помощь в подборе аналогов, поставка прототипов;
- Система менеджмента качества сертифицирована по Международному стандарту ISO 9001;
- Лицензия ФСБ на осуществление работ с использованием сведений, составляющих государственную тайну;
- Поставка специализированных компонентов (Xilinx, Altera, Analog Devices, Intersil, Interpoint, Microsemi, Aeroflex, Peregrine, Syfer, Eurofarad, Texas Instrument, Miteq, Cobham, E2V, MA-COM, Hittite, Mini-Circuits, General Dynamics и др.);

Помимо этого, одним из направлений компании «ЭлектроПласт» является направление «Источники питания». Мы предлагаем Вам помощь Конструкторского отдела:

- Подбор оптимального решения, техническое обоснование при выборе компонента;
- Подбор аналогов;
- Консультации по применению компонента;
- Поставка образцов и прототипов;
- Техническая поддержка проекта;
- Защита от снятия компонента с производства.



#### Как с нами связаться

**Телефон:** 8 (812) 309 58 32 (многоканальный)

**Факс:** 8 (812) 320-02-42

**Электронная почта:** [org@eplast1.ru](mailto:org@eplast1.ru)

**Адрес:** 198099, г. Санкт-Петербург, ул. Калинина, дом 2, корпус 4, литера А.