



# PZUxBL series

Single Zener diodes in a SOD882 package

Rev. 2 — 11 November 2019

Product data sheet

## 1. Product profile

### 1.1. General description

General-purpose Zener diodes in a SOD882 leadless ultra small Surface-Mounted Device (SMD) plastic package.

### 1.2. Features

- Non-repetitive peak reverse power dissipation:  $P_{ZSM} \leq 40 \text{ W}$
- Total power dissipation:  $P_{tot} \leq 250 \text{ mW}$
- Tolerance series: B: approximately  $\pm 5 \%$ ; B2: approximately  $\pm 2 \%$
- Wide working voltage range: nominal 2.4 V to 36 V (E24 range)
- Low reverse current  $I_R$  range
- Small plastic package suitable for surface-mounted design
- AEC-Q101 qualified

### 1.3. Applications

- General regulation functions

### 1.4. Quick reference data

Table 1. Quick reference data

| Symbol    | Parameter                                     | Conditions                               | Min   | Typ | Max | Unit |
|-----------|---|--|-------|-----|-----|------|
| $V_F$     | forward voltage                               | $I_F = 100 \text{ mA}$                   | [1] - | -   | 1.1 | V    |
| $P_{ZSM}$ | non-repetitive peak reverse power dissipation |  | [2] - | -   | 40  | W    |
| $P_{tot}$ | total power dissipation                       | $T_{amb} \leq 25 \text{ }^\circ\text{C}$ | [3] - | -   | 250 | mW   |
|           |   |  | [4] - | -   | 550 | mW   |

[1] Pulse test:  $t_p \leq 300 \text{ } \mu\text{s}$ ;  $\delta \leq 0.02$



[2]  $t_p = 100 \text{ } \mu\text{s}$ ; square wave;  $T_j = 25 \text{ }^\circ\text{C}$  prior to surge

[3] Device mounted on an FR4 Printed-Circuit Board (PCB), single-sided copper, tin-plated and standard footprint.

[4] Device mounted on an FR4 PCB, single-sided copper, tin-plated, mounting pad for cathode  $1 \text{ cm}^2$ .

## 2. Pinning information

Table 2. Pinning

| Pin | Description |     | Simplified outline   | Symbol   |
|-----|-------------|-----|--|--|
| 1   | cathode     | [1] | <br>Transparent<br>top view | <br>006aaa152 |
| 2   | anode       |     |  |  |

[1] The marking bar indicates the cathode

## 3. Ordering information

Table 3. Ordering information

| Type number                  | Package   |  |         |
|------------------------------|-----------|--|---------|
|                              | Name      | Description  | Version |
| PZU2.4BL to PZU36BL<br>[1]   | DFN1006-2 | leadless ultra small plastic package;<br>2 terminals | SOD882  |
| PZU2.7B2L to PZU24B2L<br>[2] |           |  |         |

[1] The series consists of 29 types with nominal working voltages from 2.4 V to 36 V.

[2] The series consists of 25 types with nominal working voltages from 2.7 V to 24 V.

## 4. Marking

Table 4. Marking codes

| Type number | Marking code | Type number | Marking code |
|-------------|--------------|-------------|--------------|
| PZU2.4BL    | H2           | PZU2.7B2L   | HZ           |
| PZU2.7BL    | H3           | PZU3.0B2L   | K1           |
| PZU3.0BL    | H4           | PZU3.3B2L   | K2           |
| PZU3.3BL    | H5           | PZU3.6B2L   | K3           |
| PZU3.6BL    | H6           | PZU3.9B2L   | K4           |
| PZU3.9BL    | H7           | PZU4.3B2L   | K5           |
| PZU4.3BL    | H8           | PZU4.7B2L   | K6           |
| PZU4.7BL    | H9           | PZU5.1B2L   | K7           |
| PZU5.1BL    | HA           | PZU5.6B2L   | K8           |
| PZU5.6BL    | HB           | PZU6.2B2L   | H1           |
| PZU6.2BL    | HC           | PZU6.8B2L   | K9           |
| PZU6.8BL    | HD           | PZU7.5B2L   | KA           |
| PZU7.5BL    | HE           | PZU8.2B2L   | KB           |
| PZU8.2BL    | HF           | PZU9.1B2L   | KC           |
| PZU9.1BL    | HG           | PZU10B2L    | KD           |
| PZU10BL     | HH           | PZU11B2L    | KE           |
| PZU11BL     | HK           | PZU12B2L    | KF           |
| PZU12BL     | HL           | PZU13B2L    | KG           |
| PZU13BL     | HM           | PZU14B2L    | KH           |
| PZU15BL     | HN           | PZU15B2L    | KK           |
| PZU16BL     | HP           | PZU16B2L    | KL           |
| PZU18BL     | HR           | PZU18B2L    | KM           |
| PZU20BL     | HS           | PZU20B2L    | KN           |
| PZU22BL     | HT           | PZU22B2L    | KP           |
| PZU24BL     | HU           | PZU24B2L    | KR           |
| PZU27BL     | HV           | -           | -            |
| PZU30BL     | HW           | -           | -            |
| PZU33BL     | HX           | -           | -            |
| PZU36BL     | HY           | -           | -            |

## 5. Limiting values

**Table 5. Limiting values**

In accordance with the Absolute Maximum Rating System (IEC 60134).

| Symbol    | Parameter                                     | Conditions                  | Min   | Max          | Unit |
|-----------|---|-----------------------------|-------|--------------|------|
| $I_F$     | forward current                               |                             | -     | 200          | mA   |
| $I_{ZSM}$ | non-repetitive peak reverse current           |                             | [1] - | see: Table 8 |      |
| $P_{ZSM}$ | non-repetitive peak reverse power dissipation |                             | [1] - | 40           | W    |
| $P_{tot}$ | total power dissipation                       | $T_{amb} \leq 25\text{ °C}$ | [2] - | 250          | mW   |
|           |   |                             | [3] - | 500          | mW   |
| $T_j$     | junction temperature                          |                             | -     | 150          | °C   |
| $T_{amb}$ | ambient temperature                           |                             | -55   | +150         | °C   |
| $T_{stg}$ | storage temperature                           |                             | -65   | +150         | °C   |

[1]  $t_p = 100\ \mu\text{s}$ ; square wave;  $T_j = 25\text{ °C}$  prior to surge

[2] Device mounted on an FR4 PCB, single-sided copper, tin-plated and standard footprint.

[3] Device mounted on an FR4 PCB, single-sided copper, tin-plated, mounting pad for cathode  $1\text{ cm}^2$ .

## 6. Thermal characteristics

**Table 6. Thermal characteristics**

| Symbol         | Parameter  | Conditions  | Min   | Typ | Max | Unit |
|----------------|--|-------------|-------|-----|-----|------|
| $R_{th(j-a)}$  | thermal resistance from junction to ambient      | in free air | [1] - | -   | 500 | K/W  |
|                |  |             | [2] - | -   | 250 | K/W  |
| $R_{th(j-sp)}$ | thermal resistance from junction to solder point |             | [3] - | -   | 55  | K/W  |

[1] Device mounted on an FR4 PCB, single-sided copper, tin-plated and standard footprint.

[2] Device mounted on an FR4 PCB, single-sided copper, tin-plated, mounting pad for cathode  $1\text{ cm}^2$ .

[3] Soldering point of cathode tab.

## 7. Characteristics

**Table 7. Characteristics**

$T_j = 25\text{ °C}$  unless otherwise specified

| Symbol | Parameter       | Conditions            | Min   | Typ | Max | Unit |
|--------|-----------------|-----------------------|-------|-----|-----|------|
| $V_F$  | forward voltage | $I_F = 10\text{ mA}$  | [1] - | -   | 0.9 | V    |
|        |                 | $I_F = 100\text{ mA}$ | [1] - | -   | 1.1 | V    |

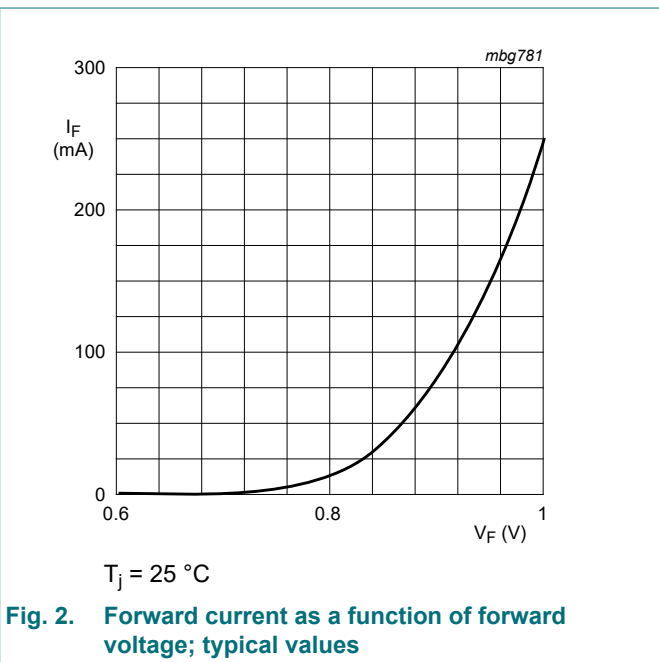
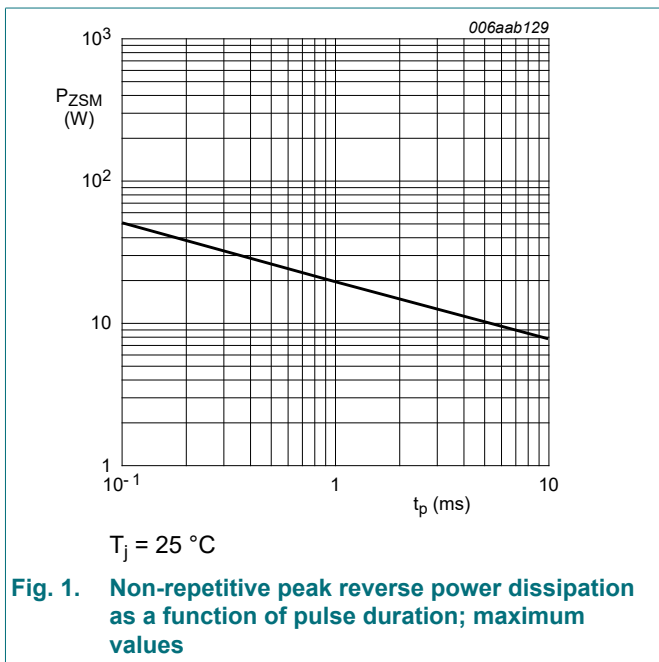
[1] Pulse test:  $t_p \leq 300\ \mu\text{s}$ ;  $\delta \leq 0.02$

Table 8. Characteristics per type; PZU2.4BL to PZU36BL

 $T_j = 25\text{ °C}$  unless otherwise specified

| PZU<br>xBL | Sel | Working<br>voltage<br>$V_Z$ (V); |       | Maximum differential<br>resistance<br>$r_{dif}$ ( $\Omega$ ) |              | Reverse<br>current<br>$I_R$ ( $\mu$ A) |           | Temperature<br>coefficient<br>$S_Z$ (mV/K); | Diode<br>capacitance<br>$C_d$ (pF) ;<br>$V_R = 0$ V | Non-repetitive<br>peak<br>reverse current<br>$I_{ZSM}$ (A) |
|------------|-----|----------------------------------|-------|--|--------------|--|-----------|---|---|--|
|            |     | $I_Z = 5$ mA                     |       | $I_Z = 0.5$ mA   | $I_Z = 5$ mA | Max                                    | $V_R$ (V) | Typ   | Max   | Max  |
|            |     | Min                              | Max   | Max  | Max          |  |           |   |   |  |
| 2.4        | B   | 2.3                              | 2.6   | 1000   | 100          | 50                                     | 1         | -1.6  | 450   | 8  |
| 2.7        | B   | 2.5                              | 2.9   | 1000   | 100          | 20                                     | 1         | -2.0  | 440   | 8  |
|            | B2  | 2.65                             | 2.9   |  |              |  |           |   |   |  |
| 3.0        | B   | 2.80                             | 3.20  | 1000   | 95           | 10                                     | 1         | -2.1  | 425   | 8  |
|            | B2  | 2.95                             | 3.20  |  |              |  |           |   |   |  |
| 3.3        | B   | 3.10                             | 3.50  | 1000   | 95           | 5                                      | 1         | -2.4  | 410   | 8  |
|            | B2  | 3.25                             | 3.50  |  |              |  |           |   |   |  |
| 3.6        | B   | 3.40                             | 3.80  | 1000   | 90           | 5                                      | 1         | -2.4  | 390   | 8  |
|            | B2  | 3.55                             | 3.80  |  |              |  |           |   |   |  |
| 3.9        | B   | 3.70                             | 4.10  | 1000   | 90           | 3                                      | 1         | -2.5  | 370   | 8  |
|            | B2  | 3.87                             | 4.10  |  |              |  |           |   |   |  |
| 4.3        | B   | 4.01                             | 4.48  | 1000   | 90           | 3                                      | 1         | -2.5  | 350   | 8  |
|            | B2  | 4.15                             | 4.34  |  |              |  |           |   |   |  |
| 4.7        | B   | 4.42                             | 4.90  | 800  | 80           | 2                                      | 1         | -1.4  | 325   | 8  |
|            | B2  | 4.55                             | 4.75  |  |              |  |           |   |   |  |
| 5.1        | B   | 4.84                             | 5.37  | 250  | 60           | 2                                      | 1.5       | 0.3   | 300   | 5.5  |
|            | B2  | 4.98                             | 5.20  |  |              |  |           |   |   |  |
| 5.6        | B   | 5.31                             | 5.92  | 100  | 40           | 1                                      | 2.5       | 1.9   | 275   | 5.5  |
|            | B2  | 5.49                             | 5.73  |  |              |  |           |   |   |  |
| 6.2        | B   | 5.86                             | 6.53  | 80   | 30           | 0.5                                    | 3         | 2.7   | 250   | 5.5  |
|            | B2  | 6.06                             | 6.33  |  |              |  |           |   |   |  |
| 6.8        | B   | 6.47                             | 7.14  | 60   | 20           | 0.5                                    | 3.5       | 3.4   | 215   | 5.5  |
|            | B2  | 6.65                             | 6.93  |  |              |  |           |   |   |  |
| 7.5        | B   | 7.06                             | 7.84  | 60   | 10           | 0.5                                    | 4         | 4.0   | 170   | 3.5  |
|            | B2  | 7.28                             | 7.60  |  |              |  |           |   |   |  |
| 8.2        | B   | 7.76                             | 8.64  | 60   | 10           | 0.5                                    | 5         | 4.6   | 150   | 3.5  |
|            | B2  | 8.02                             | 8.36  |  |              |  |           |   |   |  |
| 9.1        | B   | 8.56                             | 9.55  | 60   | 10           | 0.5                                    | 6         | 5.5   | 120   | 3.5  |
|            | B2  | 8.85                             | 9.23  |  |              |  |           |   |   |  |
| 10         | B   | 9.45                             | 10.55 | 60   | 10           | 0.1                                    | 7         | 6.4   | 110   | 3.5  |
|            | B2  | 9.77                             | 10.21 |  |              |  |           |   |   |  |
| 11         | B   | 10.44                            | 11.56 | 60   | 10           | 0.1                                    | 8         | 7.4   | 108   | 3  |
|            | B2  | 10.76                            | 11.22 |  |              |  |           |   |   |  |
| 12         | B   | 11.42                            | 12.60 | 80   | 10           | 0.1                                    | 9         | 8.4   | 105   | 3  |
|            | B2  | 11.74                            | 12.24 |  |              |  |           |   |   |  |

| PZU xBL | Sel | Working voltage $V_Z$ (V); |       | Maximum differential resistance $r_{dif}$ ( $\Omega$ ) |              | Reverse current $I_R$ ( $\mu A$ ) |           | Temperature coefficient $S_Z$ (mV/K); | Diode capacitance $C_d$ (pF) ; $V_R = 0$ V | Non-repetitive peak reverse current $I_{ZSM}$ (A)<br>$t_p = 100 \mu s$ ;<br>square wave;<br>$T_j = 25^\circ C$ ;<br>prior to surge |
|---------|-----|----------------------------|-------|--|--------------|-----------------------------------|-----------|---------------------------------------|--|--|
|         |     | $I_Z = 5$ mA               |       | $I_Z = 0.5$ mA   | $I_Z = 5$ mA | Max                               | $V_R$ (V) | Typ                                   | Max  |  |
|         |     | Min                        | Max   | Max  | Max          |                                   |           |                                       |  |  |
| 13      | B   | 12.47                      | 13.96 | 80   | 10           | 0.1                               | 10        | 9.4                                   | 103  | 2.5  |
|         | B2  | 12.91                      | 13.49 |  |              |                                   |           |                                       |  |  |
| 14      | B2  | 13.70                      | 14.30 | 80   | 10           | 0.1                               | 11        | 10.4                                  | 101  | 2  |
| 15      | B   | 13.84                      | 15.52 | 80   | 15           | 0.05                              | 11        | 11.4                                  | 99   | 2  |
|         | B2  | 14.34                      | 14.98 |  |              |                                   |           |                                       |  |  |
| 16      | B   | 15.37                      | 17.09 | 80   | 20           | 0.05                              | 12        | 12.4                                  | 97   | 1.5  |
|         | B2  | 15.85                      | 16.51 |  |              |                                   |           |                                       |  |  |
| 18      | B   | 16.94                      | 19.03 | 80   | 20           | 0.05                              | 13        | 14.4                                  | 93   | 1.5  |
|         | B2  | 17.56                      | 18.35 |  |              |                                   |           |                                       |  |  |
| 20      | B   | 18.86                      | 21.08 | 100  | 20           | 0.05                              | 15        | 16.4                                  | 88   | 1.5  |
|         | B2  | 19.52                      | 20.39 |  |              |                                   |           |                                       |  |  |
| 22      | B   | 20.88                      | 23.17 | 100  | 25           | 0.05                              | 17        | 18.4                                  | 84   | 1.3  |
|         | B2  | 21.54                      | 22.47 |  |              |                                   |           |                                       |  |  |
| 24      | B   | 22.93                      | 25.57 | 120  | 30           | 0.05                              | 19        | 20.4                                  | 80   | 1.3  |
|         | B2  | 23.72                      | 24.78 |  |              |                                   |           |                                       |  |  |
| 27      | B   | 25.1                       | 28.9  | 150  | 40           | 0.05                              | 21        | 23.4                                  | 73   | 1  |
| 30      | B   | 28                         | 32    | 200  | 40           | 0.05                              | 23        | 26.6                                  | 66   | 1  |
| 33      | B   | 31                         | 35    | 250  | 40           | 0.05                              | 25        | 29.7                                  | 60   | 0.9  |
| 36      | B   | 34                         | 38    | 300  | 60           | 0.05                              | 27        | 33.0                                  | 59   | 0.8  |





PZU2.4BL to PZU4.3B2L  
 $T_j = 25\text{ }^\circ\text{C}$  to  $150\text{ }^\circ\text{C}$

**Fig. 3. Temperature coefficient as a function of working current; typical values**



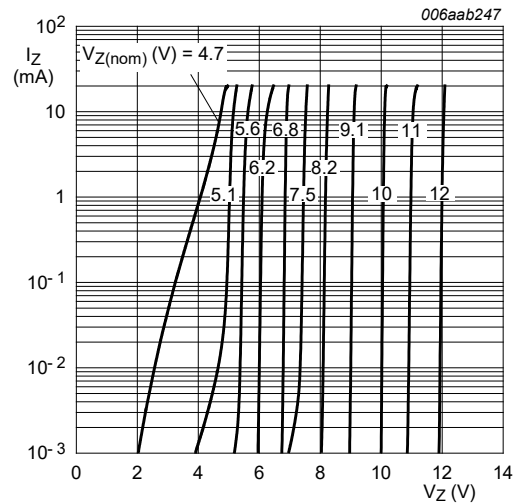
PZU4.7BL to PZU12B2L  
 $T_j = 25\text{ }^\circ\text{C}$  to  $150\text{ }^\circ\text{C}$

**Fig. 4. Temperature coefficient as a function of working current; typical values**



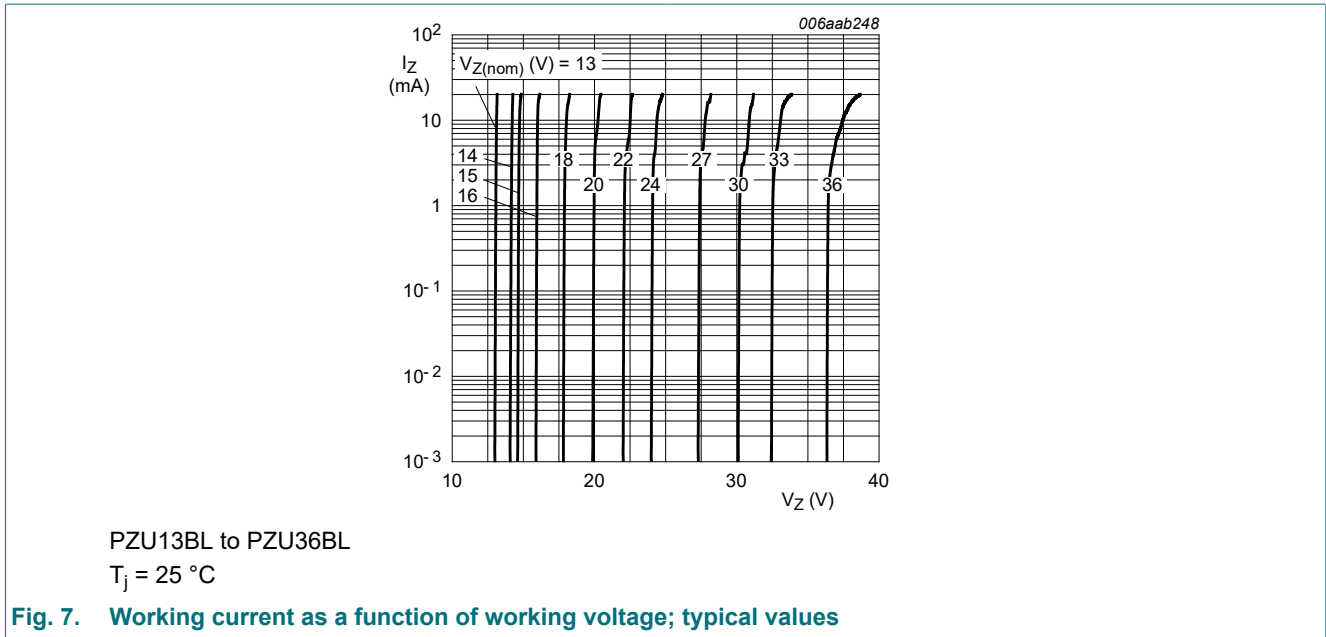
PZU2.4BL to PZU4.3B2L  
 $T_j = 25\text{ }^\circ\text{C}$

**Fig. 5. Working current as a function of working voltage; typical values**



PZU4.7BL to PZU12B2L  
 $T_j = 25\text{ }^\circ\text{C}$

**Fig. 6. Working current as a function of working voltage; typical values**

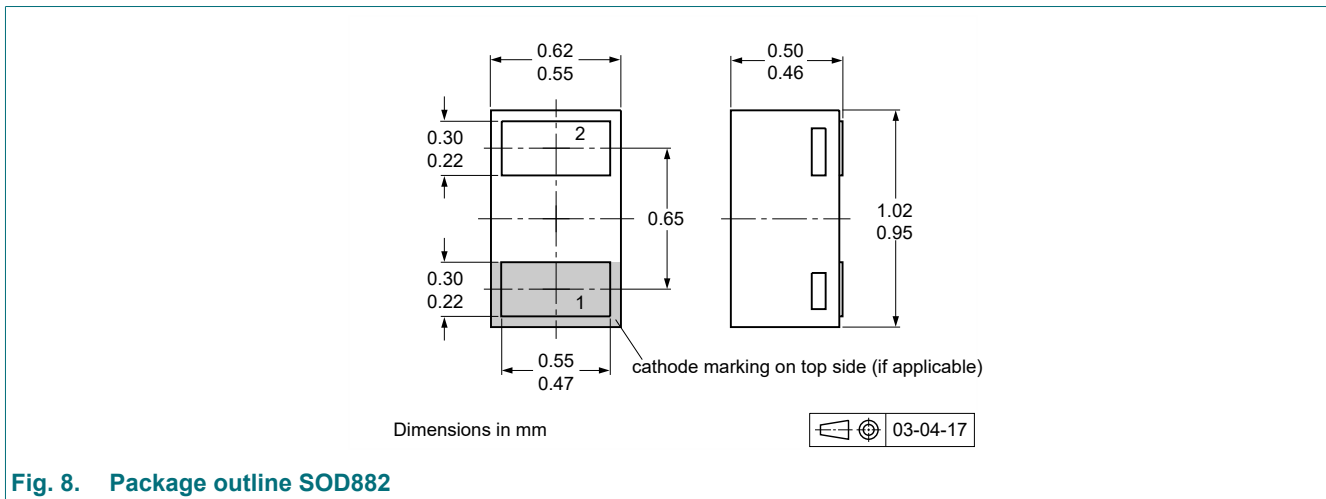


## 8. Test information

### Quality information

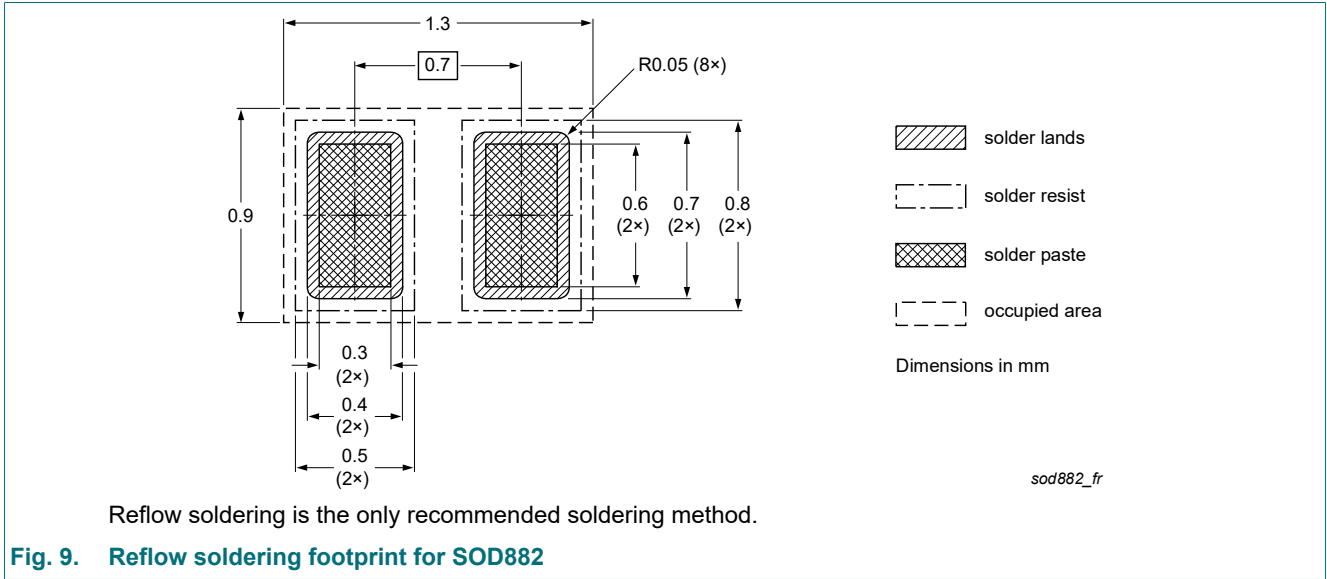
This product has been qualified in accordance with the Automotive Electronics Council (AEC) standard Q101 - Stress test qualification for discrete semiconductors, and is suitable for use in automotive applications.

## 9. Package outline





## 10. Soldering



## 11. Revision history

**Table 9. Revision history**

| Document ID     | Release date   | Data sheet status  | Change notice | Supersedes      |
|-----------------|--|--------------------|---------------|-----------------|
| PZUXBL_SER v. 2 | 20191111   | Product data sheet | -             | PZUXBL_SER v. 1 |
| Modifications:  | <ul style="list-style-type: none"><li>The format of this data sheet has been redesigned to comply with the identity guidelines of Nexperia.</li><li>Legal texts have been adapted to the new company name where appropriate.</li></ul> |                    |               |                 |
| PZUXBL_SER v. 1 | 20080506   | Product data sheet | -             | -               |

## 12. Legal information

### Data sheet status

| Document status [1][2]         | Product status [3] | Definition  |
|--------------------------------|--------------------|---|
| Objective [short] data sheet   | Development        | This document contains data from the objective specification for product development. |
| Preliminary [short] data sheet | Qualification      | This document contains data from the preliminary specification.                       |
| Product [short] data sheet     | Production         | This document contains the product specification.                                     |

- [1] Please consult the most recently issued document before initiating or completing a design.
- [2] The term 'short data sheet' is explained in section "Definitions".
- [3] The product status of device(s) described in this document may have changed since this document was published and may differ in case of multiple devices. The latest product status information is available on the internet at <https://www.nexperia.com>.

### Definitions

**Draft** — The document is a draft version only. The content is still under internal review and subject to formal approval, which may result in modifications or additions. Nexperia does not give any representations or warranties as to the accuracy or completeness of information included herein and shall have no liability for the consequences of use of such information.

**Short data sheet** — A short data sheet is an extract from a full data sheet with the same product type number(s) and title. A short data sheet is intended for quick reference only and should not be relied upon to contain detailed and full information. For detailed and full information see the relevant full data sheet, which is available on request via the local Nexperia sales office. In case of any inconsistency or conflict with the short data sheet, the full data sheet shall prevail.

**Product specification** — The information and data provided in a Product data sheet shall define the specification of the product as agreed between Nexperia and its customer, unless Nexperia and customer have explicitly agreed otherwise in writing. In no event however, shall an agreement be valid in which the Nexperia product is deemed to offer functions and qualities beyond those described in the Product data sheet.

### Disclaimers

**Limited warranty and liability** — Information in this document is believed to be accurate and reliable. However, Nexperia does not give any representations or warranties, expressed or implied, as to the accuracy or completeness of such information and shall have no liability for the consequences of use of such information. Nexperia takes no responsibility for the content in this document if provided by an information source outside of Nexperia.

In no event shall Nexperia be liable for any indirect, incidental, punitive, special or consequential damages (including - without limitation - lost profits, lost savings, business interruption, costs related to the removal or replacement of any products or rework charges) whether or not such damages are based on tort (including negligence), warranty, breach of contract or any other legal theory.

Notwithstanding any damages that customer might incur for any reason whatsoever, Nexperia's aggregate and cumulative liability towards customer for the products described herein shall be limited in accordance with the Terms and conditions of commercial sale of Nexperia.

**Right to make changes** — Nexperia reserves the right to make changes to information published in this document, including without limitation specifications and product descriptions, at any time and without notice. This document supersedes and replaces all information supplied prior to the publication hereof.

**Suitability for use in automotive applications** — This Nexperia product has been qualified for use in automotive applications. Unless otherwise agreed in writing, the product is not designed, authorized or warranted to be suitable for use in life support, life-critical or safety-critical systems or

equipment, nor in applications where failure or malfunction of an Nexperia product can reasonably be expected to result in personal injury, death or severe property or environmental damage. Nexperia and its suppliers accept no liability for inclusion and/or use of Nexperia products in such equipment or applications and therefore such inclusion and/or use is at the customer's own risk.

**Quick reference data** — The Quick reference data is an extract of the product data given in the Limiting values and Characteristics sections of this document, and as such is not complete, exhaustive or legally binding.

**Applications** — Applications that are described herein for any of these products are for illustrative purposes only. Nexperia makes no representation or warranty that such applications will be suitable for the specified use without further testing or modification.

Customers are responsible for the design and operation of their applications and products using Nexperia products, and Nexperia accepts no liability for any assistance with applications or customer product design. It is customer's sole responsibility to determine whether the Nexperia product is suitable and fit for the customer's applications and products planned, as well as for the planned application and use of customer's third party customer(s). Customers should provide appropriate design and operating safeguards to minimize the risks associated with their applications and products.

Nexperia does not accept any liability related to any default, damage, costs or problem which is based on any weakness or default in the customer's applications or products, or the application or use by customer's third party customer(s). Customer is responsible for doing all necessary testing for the customer's applications and products using Nexperia products in order to avoid a default of the applications and the products or of the application or use by customer's third party customer(s). Nexperia does not accept any liability in this respect.

**Limiting values** — Stress above one or more limiting values (as defined in the Absolute Maximum Ratings System of IEC 60134) will cause permanent damage to the device. Limiting values are stress ratings only and (proper) operation of the device at these or any other conditions above those given in the Recommended operating conditions section (if present) or the Characteristics sections of this document is not warranted. Constant or repeated exposure to limiting values will permanently and irreversibly affect the quality and reliability of the device.

**Terms and conditions of commercial sale** — Nexperia products are sold subject to the general terms and conditions of commercial sale, as published at <http://www.nexperia.com/profile/terms>, unless otherwise agreed in a valid written individual agreement. In case an individual agreement is concluded only the terms and conditions of the respective agreement shall apply. Nexperia hereby expressly objects to applying the customer's general terms and conditions with regard to the purchase of Nexperia products by customer.

**No offer to sell or license** — Nothing in this document may be interpreted or construed as an offer to sell products that is open for acceptance or the grant, conveyance or implication of any license under any copyrights, patents or other industrial or intellectual property rights.

**Export control** — This document as well as the item(s) described herein may be subject to export control regulations. Export might require a prior authorization from competent authorities.

**Translations** — A non-English (translated) version of a document is for reference only. The English version shall prevail in case of any discrepancy between the translated and English versions.

### Trademarks

Notice: All referenced brands, product names, service names and trademarks are the property of their respective owners.

## Contents

|   |           |
|---|-----------|
| <b>1. Product profile</b> .....         | <b>1</b>  |
| 1.1. General description.....           | 1         |
| 1.2. Features.....                      | 1         |
| 1.3. Applications.....                  | 1         |
| 1.4. Quick reference data.....          | 1         |
| <b>2. Pinning information</b> .....     | <b>2</b>  |
| <b>3. Ordering information</b> .....    | <b>2</b>  |
| <b>4. Marking</b> .....                 | <b>3</b>  |
| <b>5. Limiting values</b> .....         | <b>4</b>  |
| <b>6. Thermal characteristics</b> ..... | <b>4</b>  |
| <b>7. Characteristics</b> .....         | <b>4</b>  |
| <b>8. Test information</b> .....        | <b>8</b>  |
| <b>9. Package outline</b> .....         | <b>8</b>  |
| <b>10. Soldering</b> .....              | <b>9</b>  |
| <b>11. Revision history</b> .....       | <b>10</b> |
| <b>12. Legal information</b> .....      | <b>11</b> |

© Nexperia B.V. 2019. All rights reserved

For more information, please visit: <http://www.nexperia.com>

For sales office addresses, please send an email to: [salesaddresses@nexperia.com](mailto:salesaddresses@nexperia.com)

Date of release: 11 November 2019



Компания «ЭлектроПласт» предлагает заключение долгосрочных отношений при поставках импортных электронных компонентов на взаимовыгодных условиях!

Наши преимущества:

- Оперативные поставки широкого спектра электронных компонентов отечественного и импортного производства напрямую от производителей и с крупнейших мировых складов;
- Поставка более 17-ти миллионов наименований электронных компонентов;
- Поставка сложных, дефицитных, либо снятых с производства позиций;
- Оперативные сроки поставки под заказ (от 5 рабочих дней);
- Экспресс доставка в любую точку России;
- Техническая поддержка проекта, помощь в подборе аналогов, поставка прототипов;
- Система менеджмента качества сертифицирована по Международному стандарту ISO 9001;
- Лицензия ФСБ на осуществление работ с использованием сведений, составляющих государственную тайну;
- Поставка специализированных компонентов (Xilinx, Altera, Analog Devices, Intersil, Interpoint, Microsemi, Aeroflex, Peregrine, Syfer, Eurofarad, Texas Instrument, Miteq, Cobham, E2V, MA-COM, Hittite, Mini-Circuits, General Dynamics и др.);

Помимо этого, одним из направлений компании «ЭлектроПласт» является направление «Источники питания». Мы предлагаем Вам помощь Конструкторского отдела:

- Подбор оптимального решения, техническое обоснование при выборе компонента;
- Подбор аналогов;
- Консультации по применению компонента;
- Поставка образцов и прототипов;
- Техническая поддержка проекта;
- Защита от снятия компонента с производства.



#### Как с нами связаться

**Телефон:** 8 (812) 309 58 32 (многоканальный)

**Факс:** 8 (812) 320-02-42

**Электронная почта:** [org@eplast1.ru](mailto:org@eplast1.ru)

**Адрес:** 198099, г. Санкт-Петербург, ул. Калинина, дом 2, корпус 4, литера А.