


Molded, Commercial, Single In-Line Resistor Network (Standard)



Designed To Meet MIL-PRF-83401 Characteristic "V" and "H"

These resistor networks are available in 6, 8 and 10 pin styles in both standard and custom circuits. They incorporate VISHAY Thin Film's patented Passivated Nichrome film to give superior performance on temperature coefficient of resistance, thermal stability, noise, voltage coefficient, power handling and resistance stability. The leads are attached to the metallized alumina substrates by Thermo-Compression bonding. The body is molded thermoset plastic with gold plated copper alloy leads. This product will outperform all of the requirements of characteristic "V" and "H" of MIL-PRF-83401.

FEATURES

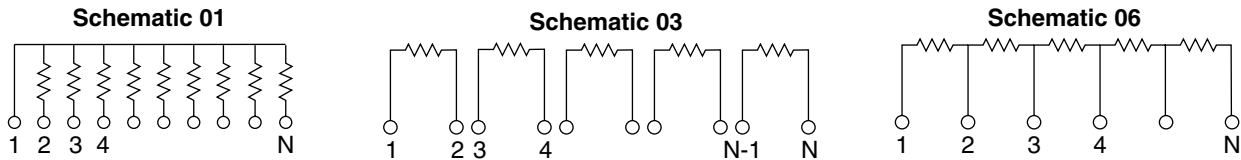
- Lead (Pb)-free available
- Rugged molded case 6, 8, 10 pins
- Thin Film element
- Excellent TCR characteristics (± 25 ppm/ $^{\circ}$ C)
- Gold to gold terminations (no internal solder)
- Exceptional stability over time and temperature (500 ppm at + 70 $^{\circ}$ C at 2000 hours)
- Internally passivated elements
- Compatible with automatic insertion equipment
- Standard circuit designs



TYPICAL PERFORMANCE

	ABS	TRACKING
TCR	25	2
	ABS	RATIO
TOL	0.1	0.05

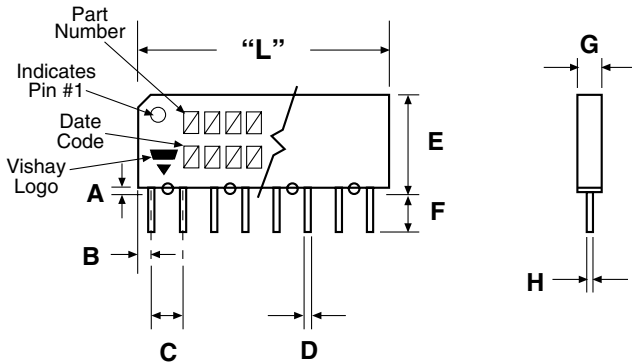
SCHEMATIC



THROUGH HOLE

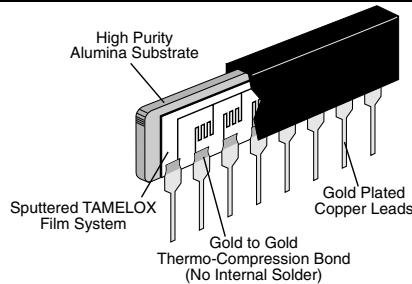
STANDARD ELECTRICAL SPECIFICATIONS		
TEST	SPECIFICATIONS	CONDITIONS
Material	Passivated Nichrome	
Resistance Range	100 Ω to 200 k Ω	
TCR:	Tracking	± 2 ppm/ $^{\circ}$ C (typical less 1 ppm/ $^{\circ}$ C equal values)
	Absolute	± 25 ppm/ $^{\circ}$ C standard
Tolerance:	Ratio	± 0.05 % to ± 0.1 % to R1
	Absolute	± 0.1 % to ± 1.0 %
Power Rating:	Resistor	100 mW per element typical at + 25 $^{\circ}$ C
	Package	0.5 W
Stability:	ΔR Absolute	500 ppm
	ΔR Ratio	150 ppm
Voltage Coefficient	< 0.1 ppm/V	
Working Voltage	100 V	
Operating Temperature Range	- 55 $^{\circ}$ C to + 125 $^{\circ}$ C	
Storage Temperature Range	- 55 $^{\circ}$ C to + 125 $^{\circ}$ C	
Noise	< - 30 dB	
Thermal EMF	< 0.08 μ V/ $^{\circ}$ C	
Shelf Life Stability:	Absolute	< 100 ppm
	Ratio	20 ppm
		1 year at + 25 $^{\circ}$ C
		1 year at + 25 $^{\circ}$ C

* Pb containing terminations are not RoHS compliant, exemptions may apply

DIMENSIONS AND IMPRINTING in inches and millimeters


"L" DIMENSION	INCHES	MM
A	0.035	0.89
B	0.040	1.02
C	0.100 ± 0.005 non-accum.	2.54 ± 0.13
D	0.019 ± 0.006 typical	0.48 ± 0.15
E	0.187 ± 0.010	4.75 ± 0.25
F	0.135	3.43
G	0.095	2.41
H	0.012 ± 0.004	0.31 ± 0.10

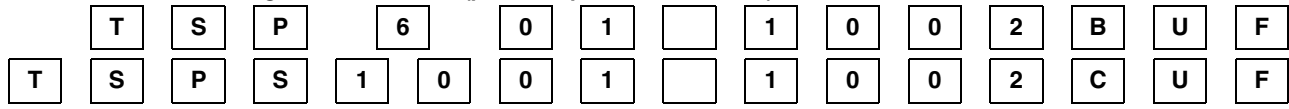
NUMBER OF PINS	6	8	10
"L" Dimensions	0.583 ± 0.015	0.783 ± 0.015	0.983 ± 0.015
(mm)	(14.81 ± 0.38)	(19.89 ± 0.38)	(24.97 ± 0.38)

CONSTRUCTION

MECHANICAL SPECIFICATIONS

Resistive Element	Passivated Nichrome
Substrate Material	Alumina
Body Molded Epoxy	Terminals Copper Alloy
Plating	Nickel/Gold
Marking Resistance to Solvents	per MIL-PRF-83401
Lead (Pb)-free Option	96.5 % Sn, 3.0 % Ag, 0.5 % Cu
Lead (Pb)-free Finish	Hot Solder Dip

GLOBAL PART NUMBER INFORMATION

New Global Part Numbering: TSP6011002BUF (preferred part number format)



GLOBAL MODEL (3 or 4 digits)	PIN COUNT (1 or 2 digits)	SCHEMATICS	TCR CHARACTERISTICS	RESISTANCE	TOLERANCE AND RATIO TOLERANCE	PACKAGING
TSP (Tin Lead)	6	01 = 5, 7 or 9 resistors with Pin 1 common	*R = ± 25 ppm/°C H = ± 50 ppm/°C K = ± 100 ppm/°C	First 3 digits are significant figures and the last digit specifies the number of zeroes to follow. e.g. 1001 = 1K 1002 = 10K	Absolute *A = 0.1 % B = 0.1 % C = 0.25 % D = 0.5 % F = 1.0 % *Z = 0.1 % Ratio 0.05 % 0.1 % 0.1 % 0.1 % 0.5 % 0.025 %	UF = Tubed
TSPS (Lead (Pb)-free) (e1)	10	03 = 3, 4 or 5 isolated resistors 06 = 5, 7 or 9 series connected	*01 Schematic greater than 250 Ω only		* Tol. available on 1K and up only. R1 is reference resistor.	

Historical Part Number example: TSP803R1001F (will continue to be accepted)

TSP	8	03	R	1001	F
SERIES	PINS	SCHEMATIC	TCR CHARACTERISTIC	RESISTANCE	TOLERANCE AND RATIO TOLERANCE



Disclaimer

All product specifications and data are subject to change without notice.

Vishay Intertechnology, Inc., its affiliates, agents, and employees, and all persons acting on its or their behalf (collectively, "Vishay"), disclaim any and all liability for any errors, inaccuracies or incompleteness contained herein or in any other disclosure relating to any product.

Vishay disclaims any and all liability arising out of the use or application of any product described herein or of any information provided herein to the maximum extent permitted by law. The product specifications do not expand or otherwise modify Vishay's terms and conditions of purchase, including but not limited to the warranty expressed therein, which apply to these products.

No license, express or implied, by estoppel or otherwise, to any intellectual property rights is granted by this document or by any conduct of Vishay.

The products shown herein are not designed for use in medical, life-saving, or life-sustaining applications unless otherwise expressly indicated. Customers using or selling Vishay products not expressly indicated for use in such applications do so entirely at their own risk and agree to fully indemnify Vishay for any damages arising or resulting from such use or sale. Please contact authorized Vishay personnel to obtain written terms and conditions regarding products designed for such applications.

Product names and markings noted herein may be trademarks of their respective owners.



Компания «ЭлектроПласт» предлагает заключение долгосрочных отношений при поставках импортных электронных компонентов на взаимовыгодных условиях!

Наши преимущества:

- Оперативные поставки широкого спектра электронных компонентов отечественного и импортного производства напрямую от производителей и с крупнейших мировых складов;
- Поставка более 17-ти миллионов наименований электронных компонентов;
- Поставка сложных, дефицитных, либо снятых с производства позиций;
- Оперативные сроки поставки под заказ (от 5 рабочих дней);
- Экспресс доставка в любую точку России;
- Техническая поддержка проекта, помощь в подборе аналогов, поставка прототипов;
- Система менеджмента качества сертифицирована по Международному стандарту ISO 9001;
- Лицензия ФСБ на осуществление работ с использованием сведений, составляющих государственную тайну;
- Поставка специализированных компонентов (Xilinx, Altera, Analog Devices, Intersil, Interpoint, Microsemi, Aeroflex, Peregrine, Syfer, Eurofarad, Texas Instrument, Miteq, Cobham, E2V, MA-COM, Hittite, Mini-Circuits, General Dynamics и др.);

Помимо этого, одним из направлений компании «ЭлектроПласт» является направление «Источники питания». Мы предлагаем Вам помощь Конструкторского отдела:

- Подбор оптимального решения, техническое обоснование при выборе компонента;
- Подбор аналогов;
- Консультации по применению компонента;
- Поставка образцов и прототипов;
- Техническая поддержка проекта;
- Защита от снятия компонента с производства.



Как с нами связаться

Телефон: 8 (812) 309 58 32 (многоканальный)

Факс: 8 (812) 320-02-42

Электронная почта: org@eplast1.ru

Адрес: 198099, г. Санкт-Петербург, ул. Калинина, дом 2, корпус 4, литера А.