



features

- Surface mount type
- Flameproof UL94V0 molded polymer case
- Excellent dimension accuracy, mountability and shock resistance
- Low profile type available (TSL)
- Marking: Black body color with white marking or laser marking
- Products with lead-free terminations meet EU RoHS requirements. EU RoHS regulation is not intended for Pb-glass contained in electrode, resistor element and glass.

dimensions and construction



| Size Code | Dimensions inches (mm) | | | | | |
|-----------|-------------------------|------------------------|------------------------|------------------------|------------------------|-------------------------|
| | L | W | t | a | b | c |
| SL07 | .197±.012 (5.0±0.3) | .098±.008 (2.5±0.2) | .067±.008 (1.7±0.2) | .079±.008 (2.0±0.2) | .047±.008 (0.9±0.2) | .035±.012 (1.2±0.3) |
| SL1/SLZ1 | .248±.012 (6.3±0.3) | .122±.008 (3.1±0.2) | .075±.008 (1.9±0.2) | .094±.008 (2.4±0.2) | .047±.008 (1.2±0.2) | .047±.012 (1.2±0.3) |
| SL2 | .453±.012 (11.5±0.3) | .276±.008 (7.0±0.2) | .098±.008 (2.5±0.2) | .197±.008 (5.0±0.2) | .067±.008 (1.7±0.2) | .102±.02 (2.6±0.5) |
| SLN2 | .453±.012 (11.5±0.3) | .276±.008 (7.0±0.2) | .094±.008 (2.4±0.2) | .217±.008 (5.5±0.2) | .063±.008 (1.6±0.2) | .100±.016 (2.55±0.4) |
| SL3 | .453±.012 (11.5±0.3) | .276±.008 (7.0±0.2) | .098±.008 (2.5±0.2) | .197±.008 (5.0±0.2) | .067±.008 (1.7±0.2) | .102±.02 (2.6±0.5) |
| TSL1 | .248±.012 (6.3±0.3) | .122±.008 (3.1±0.2) | .039±.008 (1.0±0.2) | .094±.008 (2.4±0.2) | .028±.008 (0.7±0.2) | .047±.012 (1.2±0.3) |

ordering information

| New Part # | SL | 1 | T | TE | 20L0 | F |
|------------|-------------------------|--------------------------------------|--|---|--|--|
| | Type | Size | Termination Material | Packaging | Nominal Resistance | Tolerance |
| | SL SLN SLZ TSL | 07: 0.75W 1: 1W 2: 2W 3: 3W | T: Sn (Other termination styles may be available, please contact factory for options) | SL07, SL1, SLZ1, TSL- (TE: 7" embossed plastic) SL2, SLN2, SL3- TED: 10" embossed plastic For further information on packaging please refer to Appendix A | ±2%, ±5%: 2 significant figures + 1 multiplier "R" indicates decimal on value <10Ω ±0.5%, ±1%: 3 significant figures + 1 multiplier "R" indicates decimal on value <100Ω All values less than 0.1Ω (100mΩ) are expressed in mΩ with "L" as decimal Example: 20mΩ, 1% = 20L0 | D: ±0.5% F: ±1% G: ±2% J: ±5% |

applications and ratings

| Part Designation | Power Rating | T.C.R. (ppm/°C) Max. | Resistance Range | Resistance Tolerance E-24* | Absolute Maximum Working Voltage | Absolute Maximum Overload Voltage | Operating Temperature Range |
|------------------|--------------|----------------------------------|------------------|----------------------------|----------------------------------|-----------------------------------|-----------------------------|
| SL07 | 0.75W | 0~200: R=<10mΩ 0~150: R=>11mΩ | 5mΩ - 100mΩ | (F: ±1%) (J: ±5%) | — | — | -55°C to +180°C |
| SL1 | 1W | ±180: R=<13mΩ ±100: R=>15mΩ | 10mΩ - 1MΩ | (D: ±0.5%) | 200V | 400V | |
| | | | 5mΩ - 1MΩ | (F: ±1%) | | | |
| | | | 3mΩ, 4mΩ | (G: ±2%) | | | |
| | | | 3mΩ ~ 22MΩ | (J: ±5%) | | | |

applications and ratings (cont.)

| Part Designation | Power Rating | T.C.R. (ppm/°C) Max. | Resistance Range | Resistance Tolerance E-24* | Absolute Maximum Working Voltage | Absolute Maximum Overload Voltage | Operating Temperature Range |
|------------------|--------------|-------------------------------|------------------|------------------------------------|----------------------------------|-----------------------------------|-----------------------------|
| SL2 | 2W | ±180: R<10mΩ ±100: R=>11mΩ | 10mΩ - 1MΩ | (D: ±0.5%) | 500V | 1000V | -55°C to +180°C |
| | | | 5mΩ ~ 1MΩ | (F: ±1%) | | | |
| | | | 3mΩ, 4mΩ | (G: ±2%) | | | |
| | | | 3mΩ - 22MΩ | (J: ±5%) | | | |
| SLN2 | 2W | ±110: R<10mΩ ±75: R=>10mΩ | 5mΩ - 200mΩ | (D: ±0.5%) (F: ±1%) (J: ±5%) | — | — | |
| SL3 | 3W | ±180: R<10mΩ ±100: R=>11mΩ | 10mΩ - 100mΩ | (D: ±0.5%) | — | — | |
| | | | 5mΩ - 100mΩ | (F: ±1%) (J: ±5%) | | | |
| SLZ1** | — | 4000 Max. | 0.5mΩ Max. | — | — | — | |
| TSL1 | 1W | ±180: R<13mΩ ±100: R=>15mΩ | 10mΩ - 100mΩ | (D: ±0.5%) | — | — | |
| | | | 5mΩ - 100mΩ | (F: ±1%) (J: ±5%) | | | |

* 3m, 4m, 5m, 6m, 7m, 8m, 9m resistance values also available

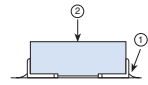
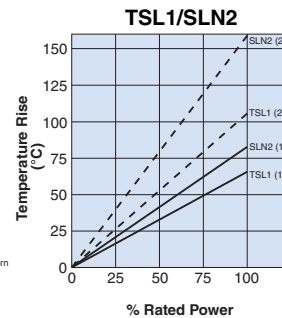
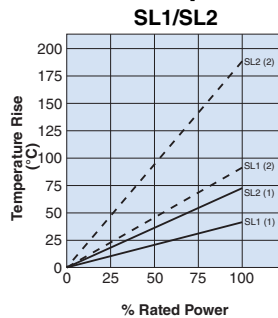
** SLZ1: Current rating: 44A

environmental applications

Derating Curve



Surface Temperature Rise



Performance Characteristics

| Parameter | Requirement Δ R ±% | | Test Method |
|-----------------------------|--|---|--|
| | Limit | Typical | |
| Resistance | Within specified tolerance | — | 25°C |
| T.C.R. | Within specified T.C.R. | — | +25°C/+125°C |
| Overload (Short time) | SL07, TSL1, SL1, SL2: ±1% SLN2: ±0.5% | SL07, TSL1, SL1, SL2: ±1% SLN2: ±0.25% | SL07: Rated power x 4 for 5 seconds, TSL1: Rated power x 2.5 for 5 seconds, SL1, SL2, SLN2: Rated power x 5 for 5 seconds, |
| Resistance to Solder Heat | SL07, TSL1, SL1, SL2: ±1% | SL07, TSL1, SL1, SL2: ±1% | 260°C ± 5°C, 10 ± 1 second |
| | SLN2: ±0.5% | SLN2: ±0.5% | 260°C ± 5°C, 10~12 seconds |
| Rapid Change of Temperature | SL07, TSL1, SL1, SL2: ±1% | SL07, TSL1, SL1, SL2: ±0.5% | -55°C (30 minutes), +150°C (30 minutes), 100 cycles |
| | SLN2: ±0.5% | SLN2: ±0.25% | -55°C (15 minutes), +150°C (15 minutes), 1000 cycles |
| Moisture Resistance | SL07, TSL1, SL1, SL2: ±2% | SL07, TSL1, SL1, SL2: ±0.5% | 40°C ± 2°C, 90%~95%RH, 1000 hours, 1.5 hr ON, 0.5 hr OFF cycle |
| | SLN2: ±0.5% | SLN2: ±0.25% | 85°C ± 2°C, 85% ±3%RH, 1000 hours, Rated power x 0.1 |
| Endurance at 70°C | SL07, TSL1, SL1, SL2: ±2% SLN2: ±1% | ±0.5% | 70°C ± 2°C, 1000 hours, 1.5 hr ON, 0.5 hr OFF cycle |
| Low Temperature Exposure | ±0.5% | ±0.25% | SL07, TSL1, SL1, SL2: -55°C, 1 hour; SLN2: -65°C, 24 hours |



Компания «ЭлектроПласт» предлагает заключение долгосрочных отношений при поставках импортных электронных компонентов на взаимовыгодных условиях!

Наши преимущества:

- Оперативные поставки широкого спектра электронных компонентов отечественного и импортного производства напрямую от производителей и с крупнейших мировых складов;
- Поставка более 17-ти миллионов наименований электронных компонентов;
- Поставка сложных, дефицитных, либо снятых с производства позиций;
- Оперативные сроки поставки под заказ (от 5 рабочих дней);
- Экспресс доставка в любую точку России;
- Техническая поддержка проекта, помощь в подборе аналогов, поставка прототипов;
- Система менеджмента качества сертифицирована по Международному стандарту ISO 9001;
- Лицензия ФСБ на осуществление работ с использованием сведений, составляющих государственную тайну;
- Поставка специализированных компонентов (Xilinx, Altera, Analog Devices, Intersil, Interpoint, Microsemi, Aeroflex, Peregrine, Syfer, Eurofarad, Texas Instrument, Miteq, Cobham, E2V, MA-COM, Hittite, Mini-Circuits, General Dynamics и др.);

Помимо этого, одним из направлений компании «ЭлектроПласт» является направление «Источники питания». Мы предлагаем Вам помощь Конструкторского отдела:

- Подбор оптимального решения, техническое обоснование при выборе компонента;
- Подбор аналогов;
- Консультации по применению компонента;
- Поставка образцов и прототипов;
- Техническая поддержка проекта;
- Защита от снятия компонента с производства.



Как с нами связаться

Телефон: 8 (812) 309 58 32 (многоканальный)

Факс: 8 (812) 320-02-42

Электронная почта: org@eplast1.ru

Адрес: 198099, г. Санкт-Петербург, ул. Калинина, дом 2, корпус 4, литера А.