



sectional drawing A-A



Order Code	L (mm)	G (mm)	L <sub>1</sub> (mm)	Thread Size	Wrench Size
971050151	5	6,0	2,5	M2.5	SW 5
971060151	6	6,0	3,5	M2.5	SW 5
971070151	7	6,0	4,5	M2.5	SW 5
971080151	8	6,0	5,5	M2.5	SW 5
971090151	9	6,0	6,5	M2.5	SW 5
971100151	10	6,0	7,0	M2.5	SW 5
971120151	12	6,0	7,0	M2.5	SW 5
971150151	15	6,0	7,0	M2.5	SW 5
971160151	16	6,0	7,0	M2.5	SW 5
971170151	17	6,0	7,0	M2.5	SW 5
971180151	18	6,0	7,0	M2.5	SW 5
971200151	20	6,0	7,0	M2.5	SW 5
971250151	25	6,0	7,0	M2.5	SW 5
971300151	30	6,0	7,0	M2.5	SW 5
971100351	10	6,0	5,0	M3.0	SW 5
971150351	15	6,0	7,0	M3.0	SW 5
971200351	20	6,0	7,0	M3.0	SW 5
971250351	25	6,0	7,0	M3.0	SW 5
971050321	5	6,0	2,5	M3.0	SW 5.5
971060321	6	6,0	3,0	M3.0	SW 5.5
971070321	7	6,0	3,0	M3.0	SW 5.5
971080321	8	6,0	4,0	M3.0	SW 5.5
971090321	9	6,0	5,0	M3.0	SW 5.5
971100321	10	6,0	6,0	M3.0	SW 5.5
971110321	11	6,0	6,0	M3.0	SW 5.5
971120321	12	6,0	6,0	M3.0	SW 5.5
971130321	13	6,0	6,0	M3.0	SW 5.5
971140321	14	6,0	6,0	M3.0	SW 5.5
971150321	15	6,0	6,0	M3.0	SW 5.5
971160321	16	6,0	6,0	M3.0	SW 5.5
971170321	17	6,0	6,0	M3.0	SW 5.5
971180321	18	6,0	6,0	M3.0	SW 5.5
971190321	19	6,0	6,0	M3.0	SW 5.5
971200321	20	6,0	6,0	M3.0	SW 5.5
971210321	21	6,0	6,0	M3.0	SW 5.5
971220321	22	6,0	6,0	M3.0	SW 5.5
971230321	23	6,0	6,0	M3.0	SW 5.5
971240321	24	6,0	6,0	M3.0	SW 5.5
971250321	25	6,0	6,0	M3.0	SW 5.5
971260321	26	6,0	6,0	M3.0	SW 5.5
971270321	27	6,0	6,0	M3.0	SW 5.5
971280321	28	6,0	6,0	M3.0	SW 5.5
971290321	29	6,0	6,0	M3.0	SW 5.5
971300321	30	6,0	6,0	M3.0	SW 5.5
971320321	32	6,0	6,0	M3.0	SW 5.5
971350321	35	6,0	6,0	M3.0	SW 5.5
971400321	40	6,0	6,0	M3.0	SW 5.5
971450321	45	6,0	6,0	M3.0	SW 5.5
971500321	50	6,0	6,0	M3.0	SW 5.5
971550321	55	6,0	6,0	M3.0	SW 5.5
971600321	60	6,0	6,0	M3.0	SW 5.5
971650321	65	6,0	6,0	M3.0	SW 5.5
971700321	70	6,0	6,0	M3.0	SW 5.5
971800321	80	6,0	6,0	M3.0	SW 5.5
971900321	90	6,0	6,0	M3.0	SW 5.5
971080361	8	6,0	4,0	M3.0	SW 6
971100361	10	6,0	6,0	M3.0	SW 6
971120361	12	6,0	6,0	M3.0	SW 6
971150361	15	6,0	6,0	M3.0	SW 6
971170361	17	6,0	6,0	M3.0	SW 6
971180361	18	6,0	6,0	M3.0	SW 6
971200361	20	6,0	6,0	M3.0	SW 6
971250361	25	6,0	6,0	M3.0	SW 6
971300361	30	6,0	6,0	M3.0	SW 6
971350361	35	6,0	6,0	M3.0	SW 6
971400361	40	6,0	6,0	M3.0	SW 6
971450361	45	6,0	6,0	M3.0	SW 6

Surface coating: zinc-plated

Würth Elektronik eiSos GmbH & Co. KG  
EMC & Inductive Solutions

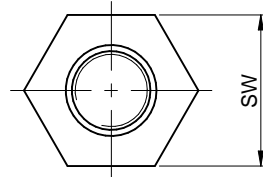
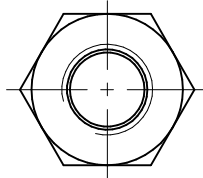
Max-Eyth-Str. 1  
74638 Waldenburg  
Germany  
com. +49 79 42 945 - 0

www.we-online.de  
eiSos@we-online.de

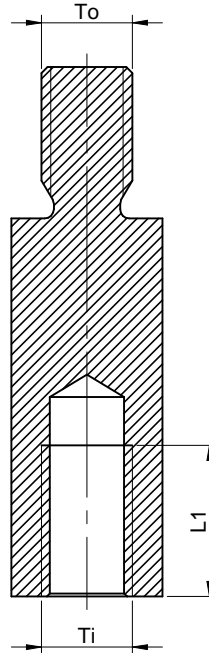


CREATED DaF	CHECKED SKI	GENERAL TOLERANCE DIN ISO 2768-1m	PROJECTION METHOD 	SCALE
DESCRIPTION <b>AsSSTIE</b> <b>Steel Spacer Stud</b> <b>Metric Thread int./ext.</b>		MATERIAL 11SMnPb30		
SIZE xxx xxx xxx	WEIGHT xxx	STATUS Released	DATE 2016-05-10	BUSINESS UNIT eiCan
				PAGE 1 / 1

This electronic component has been designed and developed for usage in general electronic equipment only. This product is not authorized for use in equipment where a higher safety standard and reliability standard is especially required or where a failure of the product is reasonably expected to cause severe personal injury or death, unless the parties have executed an agreement specifically governing such use. Moreover Würth Elektronik eiSos GmbH & Co KG products are neither designed nor intended for use in areas such as military, aerospace, aviation, nuclear control, submarine, transportation (automotive control, train control, ship control), transportation signal, disaster prevention, medical, public information network etc.. Würth Elektronik eiSos GmbH & Co KG must be informed about the intent of such usage before the design-in stage. In addition, sufficient reliability evaluation checks for safety must be performed on every electronic component which is used in electrical circuits that require high safety and reliability functions or performance.



sectional drawing A-A



Order Code	L (mm)	G (mm)	L <sub>1</sub> (mm)	Thread Size	Wrench Size
971050471	5	8,0	2,3	M4.0	SW 7
971060471	6	8,0	2,3	M4.0	SW 7
971070471	7	8,0	4,5	M4.0	SW 7
971080471	8	8,0	5,0	M4.0	SW 7
971100471	10	8,0	5,0	M4.0	SW 7
971110471	11	8,0	6,0	M4.0	SW 7
971120471	12	8,0	8,0	M4.0	SW 7
971150471	15	8,0	8,0	M4.0	SW 7
971170471	17	8,0	10,0	M4.0	SW 7
971200471	20	8,0	8,0	M4.0	SW 7
971250471	25	8,0	9,0	M4.0	SW 7
971300471	30	8,0	9,0	M4.0	SW 7
971350471	35	8,0	10,0	M4.0	SW 7
971400471	40	8,0	10,0	M4.0	SW 7
971450471	45	8,0	10,0	M4.0	SW 7
971500471	50	8,0	9,0	M4.0	SW 7
971550471	55	8,0	9,0	M4.0	SW 7
971600471	60	8,0	9,0	M4.0	SW 7
971700471	70	8,0	9,0	M4.0	SW 7
971800471	80	8,0	8,0	M4.0	SW 7
971080481	8	8,0	5,0	M4.0	SW 8
971100481	10	8,0	6,0	M4.0	SW 8
971120481	12	8,0	7,0	M4.0	SW 8
971150481	15	8,0	8,0	M4.0	SW 8
971180481	18	8,0	8,0	M4.0	SW 8
971200481	20	8,0	8,0	M4.0	SW 8
971250481	25	8,0	8,0	M4.0	SW 8
971270481	27	8,0	8,0	M4.0	SW 8
971300481	30	8,0	8,0	M4.0	SW 8
971350481	35	8,0	8,0	M4.0	SW 8
971400481	40	8,0	8,0	M4.0	SW 8
971450481	45	8,0	8,0	M4.0	SW 8
971500481	50	8,0	8,0	M4.0	SW 8
971080581	8	8,0	5,0	M5.0	SW 8
971100581	10	10,0	6,0	M5.0	SW 8
971120581	12	10,0	7,0	M5.0	SW 8
971150581	15	10,0	8,0	M5.0	SW 8
971200581	20	10,0	8,0	M5.0	SW 8
971250581	25	10,0	8,0	M5.0	SW 8
971300581	30	10,0	10,0	M5.0	SW 8
971350581	35	8,0	10,0	M5.0	SW 8
971400581	40	10,0	8,0	M5.0	SW 8
971450581	45	10,0	8,0	M5.0	SW 8
971500581	50	10,0	8,0	M5.0	SW 8
971550581	55	10,0	11,0	M5.0	SW 8
971600581	60	10,0	11,0	M5.0	SW 8
971700581	70	10,0	11,0	M5.0	SW 8
971750581	75	10,0	11,0	M5.0	SW 8
971200511	20	10,0	10,0	M5.0	SW 10
971250511	25	10,0	10,0	M5.0	SW 10
971300511	30	10,0	10,0	M5.0	SW 10
971350511	35	10,0	10,0	M5.0	SW 10
971400511	40	10,0	10,0	M5.0	SW 10
971450511	45	10,0	10,0	M5.0	SW 10
971500511	50	10,0	10,0	M5.0	SW 10
971120611	12	10,0	7,0	M6.0	SW 10
971150611	15	10,0	12,0	M6.0	SW 10
971200611	20	10,0	10,0	M6.0	SW 10
971250611	25	10,0	10,0	M6.0	SW 10
971300611	30	10,0	10,0	M6.0	SW 10
971350611	35	10,0	10,0	M6.0	SW 10
971400611	40	10,0	10,0	M6.0	SW 10
971450611	45	10,0	10,0	M6.0	SW 10
971500611	50	10,0	10,0	M6.0	SW 10
971600611	60	10,0	10,0	M6.0	SW 10
971700611	70	10,0	10,0	M6.0	SW 10
971800611	80	10,0	10,0	M6.0	SW 10

Surface coating: zinc-plated

Würth Elektronik eiSos GmbH & Co. KG  
EMC & Inductive Solutions

Max-Eyth-Str. 1  
74638 Waldenburg  
Germany  
com. +49 79 42 945 - 0

www.we-online.de  
eiSos@we-online.de



CREATED DaF	CHECKED SKI	GENERAL TOLERANCE DIN ISO 2768-1m	PROJECTION METHOD 	SCALE
DESCRIPTION <b>AsSSTIE</b> <b>Steel Spacer Stud</b> <b>Metric Thread int./ext.</b>		MATERIAL 11SMnPb30		
SIZE xxx xxx xxx	WEIGHT xxx	STATUS Released	DATE 2016-05-10	BUSINESS UNIT eiCan
				PAGE 1 / 1

This electronic component has been designed and developed for usage in general electronic equipment only. This product is not authorized for use in equipment where a higher safety standard and reliability standard is especially required or where a failure of the product is reasonably expected to cause severe personal injury or death, unless the parties have executed an agreement specifically governing such use. Moreover Würth Elektronik eiSos GmbH & Co KG products are neither designed nor intended for use in areas such as military, aerospace, aviation, nuclear control, submarine, transportation (automotive control, train control, ship control), transportation signal, disaster prevention, medical, public information network etc.. Würth Elektronik eiSos GmbH & Co KG must be informed about the intent of such usage before the design-in stage. In addition, sufficient reliability evaluation checks for safety must be performed on every electronic component which is used in electrical circuits that require high safety and reliability functions or performance.



Компания «ЭлектроПласт» предлагает заключение долгосрочных отношений при поставках импортных электронных компонентов на взаимовыгодных условиях!

Наши преимущества:

- Оперативные поставки широкого спектра электронных компонентов отечественного и импортного производства напрямую от производителей и с крупнейших мировых складов;
- Поставка более 17-ти миллионов наименований электронных компонентов;
- Поставка сложных, дефицитных, либо снятых с производства позиций;
- Оперативные сроки поставки под заказ (от 5 рабочих дней);
- Экспресс доставка в любую точку России;
- Техническая поддержка проекта, помощь в подборе аналогов, поставка прототипов;
- Система менеджмента качества сертифицирована по Международному стандарту ISO 9001;
- Лицензия ФСБ на осуществление работ с использованием сведений, составляющих государственную тайну;
- Поставка специализированных компонентов (Xilinx, Altera, Analog Devices, Intersil, Interpoint, Microsemi, Aeroflex, Peregrine, Syfer, Eurofarad, Texas Instrument, Miteq, Cobham, E2V, MA-COM, Hittite, Mini-Circuits, General Dynamics и др.);

Помимо этого, одним из направлений компании «ЭлектроПласт» является направление «Источники питания». Мы предлагаем Вам помощь Конструкторского отдела:

- Подбор оптимального решения, техническое обоснование при выборе компонента;
- Подбор аналогов;
- Консультации по применению компонента;
- Поставка образцов и прототипов;
- Техническая поддержка проекта;
- Защита от снятия компонента с производства.



#### Как с нами связаться

**Телефон:** 8 (812) 309 58 32 (многоканальный)

**Факс:** 8 (812) 320-02-42

**Электронная почта:** [org@eplast1.ru](mailto:org@eplast1.ru)

**Адрес:** 198099, г. Санкт-Петербург, ул. Калинина, дом 2, корпус 4, литера А.