

59040 Press-Fit Firecracker Reed Sensor + 57040 Actuator

RoHS



Description

The 59040 Press-Fit Firecracker Reed Sensor is a small, cylindrical reed sensor 31.0mm (L) x 10.7mm (Dia.) (1.22" x 0.420") with a choice of normally open, normally closed or change-over contacts. It is capable of switching up to 300Vdc at 10W and available with a range of sensitivity, cable length and connector options. It is well suited for position and limit sensing, security, level sensing and linear actuator applications. It functions best with the 57040 actuator.

Note: The 57040 Actuator is sold separately.

Features

- Magnetically-operated proximity sensor
- Cylindrical capsule with retaining ribs
- Operates through non-ferrous materials such as wood, plastic or aluminum
- Hermetically sealed contacts
- Options of normally open, normally closed or single-pole-double-throw
- Customer-defined sensitivity
- Custom cable length and connector options available

Dimensions

Dimensions in mm (inch)



Notes:

1. The 59040 Sensor and 57040 Actuator are designed to fit into a drill size hole of 9.5mm (0.374") diameter.
2. Not recommended to be mounted within ferrous metal materials, these activate distance will decrease significantly.

Benefits

- Ribs on capsule compress when inserted into a mounting hole and provide retaining force, allowing simple and secure press-fit installation
- Quick and easy press-fit installation that requires no screws, brackets, nor glue.
- Well suited for usage in high-moisture and contaminated environments
- Non-contact solution, aesthetically more appealing than push-button or lever mechanical-type switches
- Ideal for battery-powered applications as the contacts do not draw power when in the non-activated state
- Reed contacts last for millions of operating cycles under micro-controller voltage and current logic-level loads

Applications

- Position and limit sensing
- Security
- Level sensing
- Linear actuators

59040 Press-Fit Firecracker Reed Sensor + 57040 Actuator

Electrical Ratings

Contact Type			Normally Open	Change Over	Normally Closed
Switch Type			1	3	4
Contact Rating ¹		VA/Watt - max.	10	5	5
Voltage ⁴	Switching ²	Vdc - max.	200	175	175
	Breakdown ³	Vac - max.	140	120	120
		Vdc - min.	250	200	200
Current ⁴	Switching ²	Adc - max.	0.5	0.25	0.25
	Carry	Aac - max.	0.35	1.0	1.0
		Adc - max.	1.2	1.5	1.5
Resistance ⁵	Contact, Initial Insulation	Ω - max.	0.2	0.2	0.2
		Ω - min.	10 ¹⁰	10 ⁹	10 ⁹
Capacitance	Contact	pF - typ.	0.3	0.3	0.3
Temperature	Operating	°C	-40 to +105	-40 to +105	-40 to +105

Product Characteristics

Operate Time ⁶		ms - max.	1.0	3.0	3.0
Release Time ⁶		ms - max.	1.0	3.0	3.0
Shock ⁷	11ms ½ sine	G - max.	100	50	50
Vibration ⁷	50-2000 Hz	G - max.	30	30	30

Notes:

- Contact rating - Product of the switching voltage and current should never exceed the wattage rating. Contact Littelfuse for additional load/life information.
- When switching inductive and/or capacitive loads, the effects of transient voltages and/or currents should be considered. Refer to Application Notes AN108A and AN107 for details.
- Breakdown Voltage - per MIL-STD-202, Method 301. Leakage current is less than 0.1mA for 60 seconds.
- Electrical Load Life Expectancy - Contact Littelfuse with voltage, current values along with type of load.
- This resistance value is for 11.81mm wire length. Resistance changes when wire lengthens.
- Operate (including bounce)/Release Time - per EIA/NARM RS-421-A, diode suppressed coil (Coil II).
- Shock and Vibration - per EIA/NARM RS-421-A and MIL-STD-202.
- For custom modifications to the wire length or size, or adding a special connector, please contact Littelfuse.
- Custom sensitivity options and a normally open high-voltage switch option are available.

Sensitivity Options (Using 57040 Actuator)

Select Option		S		T		U	
Switch Type	Pull-In AT Range	Activate Distance mm (inch) Average	Pull-In AT Range	Activate Distance mm (inch) Average	Pull-In AT Range	Activate Distance mm (inch) Average	
1	Normally Open	12-18	25.0 (.984)	17-23	21.2 (.834)	22-28	17.9 (.705)
3	Change Over	15-20	21.0 (.836)	20-25	18.4 (.725)	25-30	17.0 (.670)
4	Normally Closed	15-20	21.0 (.836)	20-25	18.4 (.725)	25-30	17.0 (.670)

Note:

- Pull-In AT Range: These AT values are the bare reed switch AT before modification.
- The activate distance is an average value for the final sensor assembly.
- Not recommended to be mounted within/near ferrous metal materials; if doing so, these activate distances will decrease significantly.






Schematics	Switch Type
	1
	3
	4

59040 Press-Fit Firecracker Reed Sensor + 57040 Actuator

Cable Length Specification

Cable Type: 24 AWG PVC 105°C UL1430/UL1569	
Select Option	Cable Length mm (inch)
02	300 (11.81)

Termination Specification

Termination Options		
Select Option	Description (Two-wire versions illustrated)	
A	Tinned leads (6.4±0.76)mm	
F	Untinned leads (6.4±0.76)mm	
E	JST type XHP 2.5mm pitch	

Part Numbering System



Note: The 57040 Actuator is sold separately.

Packaging

Packaging Option	Packaging Specification	Quantity	Quantity and Packaging Code	Taping Width
Bulk	Bulk	500	N/A	N/A



Компания «ЭлектроПласт» предлагает заключение долгосрочных отношений при поставках импортных электронных компонентов на взаимовыгодных условиях!

Наши преимущества:

- Оперативные поставки широкого спектра электронных компонентов отечественного и импортного производства напрямую от производителей и с крупнейших мировых складов;
- Поставка более 17-ти миллионов наименований электронных компонентов;
- Поставка сложных, дефицитных, либо снятых с производства позиций;
- Оперативные сроки поставки под заказ (от 5 рабочих дней);
- Экспресс доставка в любую точку России;
- Техническая поддержка проекта, помощь в подборе аналогов, поставка прототипов;
- Система менеджмента качества сертифицирована по Международному стандарту ISO 9001;
- Лицензия ФСБ на осуществление работ с использованием сведений, составляющих государственную тайну;
- Поставка специализированных компонентов (Xilinx, Altera, Analog Devices, Intersil, Interpoint, Microsemi, Aeroflex, Peregrine, Syfer, Eurofarad, Texas Instrument, Miteq, Cobham, E2V, MA-COM, Hittite, Mini-Circuits, General Dynamics и др.);

Помимо этого, одним из направлений компании «ЭлектроПласт» является направление «Источники питания». Мы предлагаем Вам помощь Конструкторского отдела:

- Подбор оптимального решения, техническое обоснование при выборе компонента;
- Подбор аналогов;
- Консультации по применению компонента;
- Поставка образцов и прототипов;
- Техническая поддержка проекта;
- Защита от снятия компонента с производства.



Как с нами связаться

Телефон: 8 (812) 309 58 32 (многоканальный)

Факс: 8 (812) 320-02-42

Электронная почта: org@eplast1.ru

Адрес: 198099, г. Санкт-Петербург, ул. Калинина, дом 2, корпус 4, литера А.