MEAN WELL

3000W True Sine Wave DC-AC Inverter

TS-3000 series

■ Features :

- True sine wave output (THD<3%)
- High surge power up to 6000W
- High efficiency up to 92%
- Power ON-OFF switch
- Standby saving mode can be selectable
- Front panel indicator for operation status
- Thermostatically controlled cooling fan
- Protections: Bat. low alarm / Bat. low shutdown / Over voltage / Over temp. / Output short / Input polarity reverse / Overload / AC circuit breaker
- Application : Home appliance, power tools, office and portable equipment, vehicle and yacht ...etc.
- Optional monitoring software and connection cable (MW order No.: DS-TN-1500)
- 3 years warranty

SPECIFICATION

MODEL		TS-3000-112□	TS-3000-124□	TS-3000-148□	TS-3000-212□	TS-3000-224□	TS-3000-248□
OUTPUT	RATED POWER (Typ.)	3000W					
	MAXIMUM OUTPUT POWER (Typ.)	3450W for 180 sec. / 4500W for 10 sec. / surge power 6000W for 30 cycles					
	AC VOLTAGE	Factory setting set at 110VAC			Factory setting set at 230VAC		
		100 / 110 / 115 / 120VAC selectable by setting button S.W			200 / 220 / 230 / 240VAC selectable by setting button S.W		
	FREQUENCY	60±0.1Hz 50/60Hz selectable by setting button S.W			50±0.1Hz 50/60Hz selectable by setting button S.W		
	WAVEFORM	True sine wave (THD<3%) at rated input voltage					
	AC REGULATION (Typ.)	±3%					
	SAVING MODE (Typ.)	Default disabled. Load≦5W will be changed to standby mode					
	FRONT PANEL INDICATOR	Battery voltage level, output load level, saving mode, fault and operation status					
INPUT	BAT. VOLTAGE	12V	24V	48V	12V	24V	48V
	VOLTAGE RANGE (Typ.) Note.3,6	10.5 ~ 15VDC	21 ~ 30VDC	42 ~ 60VDC	10.5 ~ 15VDC	21 ~ 30VDC	42 ~ 60VDC
	DC CURRENT (Typ.) Note.4	300A	150A	75A	300A	150A	75A
	NO LOAD DISSIPATION (Typ.)	≦10W @ standby saving mode					
	OFF MODE CURRENT DRAW (Typ.)	≦1mA					
	EFFICIENCY (Typ.) Note.1	88%	90%	91%	89%	91%	92%
	BATTERY TYPES	Open & sealed lead acid battery					
BATTERY INPUT PROTECTION	FUSE	40A*12	40A*6	20A*6	40A*12	40A*6	20A*6
	BAT. LOW ALARM Note.6	11.3V	22.5V	45V	11.3V	22.5V	45V
	BAT. LOW SHUTDOWN Note.6	10.5V	21V	42V	10.5V	21V	42V
	REVERSE POLARITY	By internal fuse open					
OUTPUT PROTECTION	OVER TEMPERATURE	90℃±5℃	85℃±5℃	85℃±5℃	80℃±5℃	75℃±5℃	75℃±5℃
		Protection type : Shut down o/p voltage, re-power on to recover					
	OUTPUT SHORT	Protection type : Shut down o/p voltage, re-power on to recover					
	OVER LOAD (Typ.)	105 ~ 115% load for 180 sec., 115% ~ 150% load for 10 sec.					
		Protection type : Shut down o/p voltage, re-power on to recover					
	CIRCUIT BREAKER	AC output receptacle:15A					
	GFCI PROCTECTION	Optional (Only type F)			None		
ENVIRONMENT	WORKING TEMP. Note.2	0 ~ +40℃ @ 100% load ; 60℃ @ 50% load					
	WORKING HUMIDITY	20% ~ 90% RH non-condensing					
	STORAGE TEMP., HUMIDITY	-30 ~ +70℃ / -22 ~ +158°F, 10 ~ 95% RH					
	VIBRATION	10 ~ 500Hz, 3G 10min./1cycle, 60min. each along X, Y, Z axes					
SAFETY & EMC	SAFETY STANDARDS	UL458 (only for Type G)		None			
	LVD	None			EN60950-1		
	WITHSTAND VOLTAGE	Bat I/P - AC O/P:3.0KVAC AC O/P - FG:1.5KVAC					
	ISOLATION RESISTANCE	Bat I/P - AC O/P, Bat I/P - FG, AC O/P - FG: 100M ohms / 500VDC / 25℃/ 70% RH					
	EMC EMISSION	Compliance to FCC class A			Compliance to EN55022 class A, 72/ 245/ CEE, 95/ 54/ CE, E-Mark		
	EMC IMMUNITY	None			Compliance to EN61000-4-2,3,4,5,6,8,11		
OTHERS	CONTROL WIRING	RJ11 -RS232 (Option)					
	DIMENSION	466.8*283.5*100mm (L*W*H)					
	PACKING	12.9Kg; 1pcs/14Kg/1.98CUFT					

NOTE

1.Efficiency is tested by 2100W, linear load at 13V, 26V, 52V input voltage.
2.Output derating capacity referenced by curve 1.
3.Input derating capacity referenced by curve 2.
4.DC current is tested by 3000W, linear load at 12V, 24V, 48V input voltage.
5.All parameters not specified above are measured at rated load, 25℃ of ambient temperature.
6.The tolerance of each voltage value by models is:112/212→±0.5V;124/224→±1V;148/248→±2V

TS – 3000 – 112 A

- TS: TS:True sine wave inverter
- 3000: O/P Wattage:3000W
- 112: Output: 1:110VAC, 2:230VAC
- 12: Bat. Voltage: 12:12VDC, 24:24VDC, 48:48VDC
- A:
  - A :TYPE A OUTLET
  - B :TYPE B OUTLET
  - C :TYPE C OUTLET
  - D :TYPE D OUTLET
  - E :TYPE E OUTLET
  - F :TYPE F OUTLET
  - G :TYPE G TERMINAL

■ AC Output Receptacle (optional)

Receptacle type	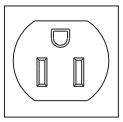	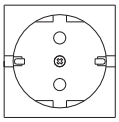	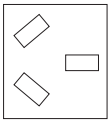		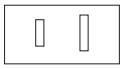	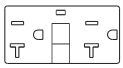	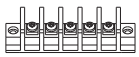 (Terminal only)
	TYPE-A	TYPE-B	TYPE-C	TYPE-D	TYPE-E	TYPE-F	TYPE-G
Country	USA	EUROPE	AUSTRALIA	U.K	JAPAN	GFCI	-----
Certificate	FC	E13 CE	E13 CE	E13 CE	FC	FC	c UL us (Expect for 48V input) FC

■ Mechanical Specification

Unit:mm

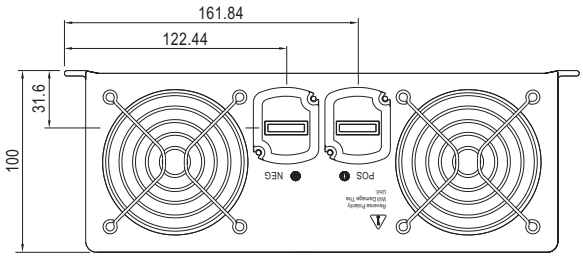

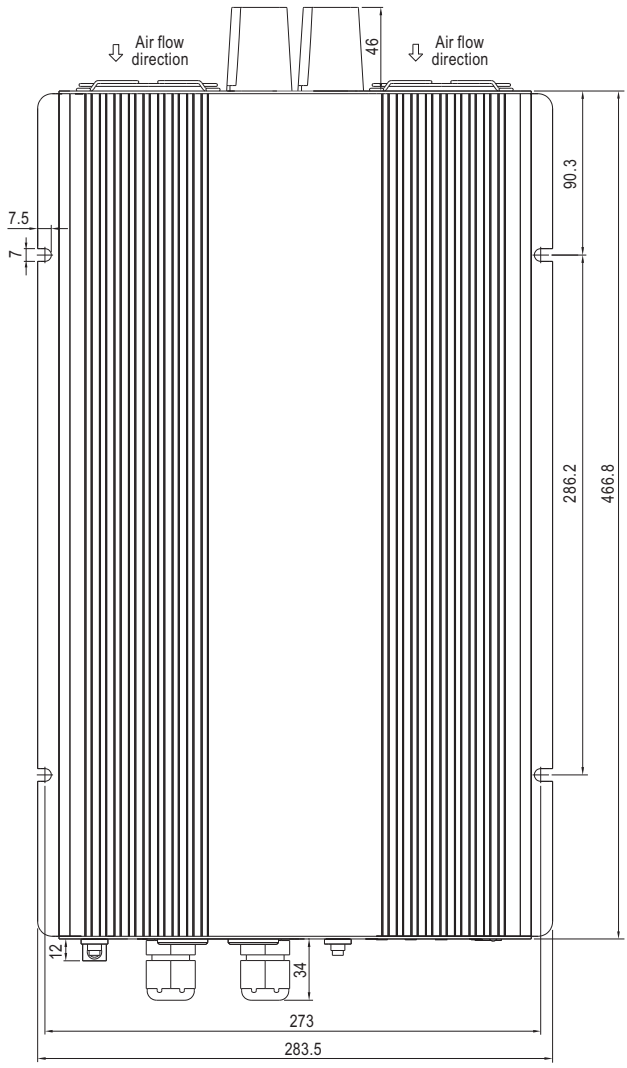

■ Derating Curve

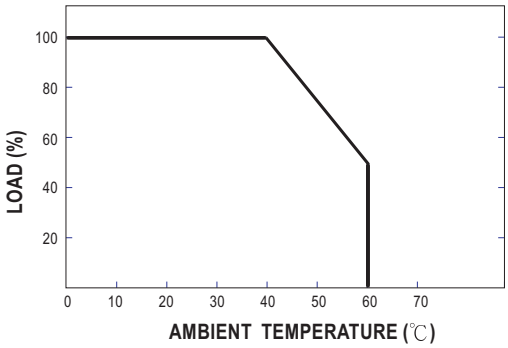

CURVE 1

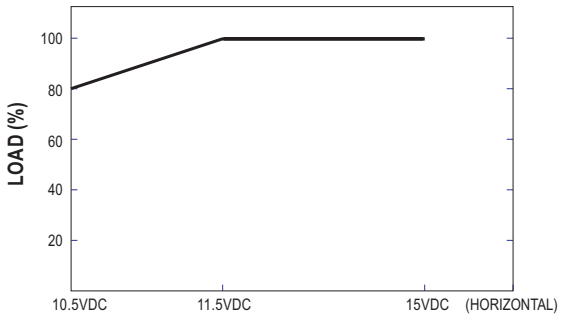

CURVE 2

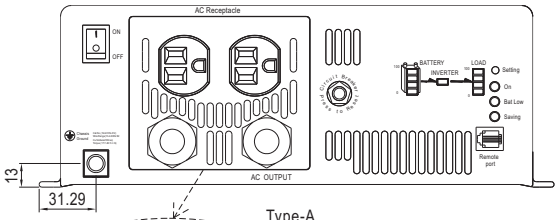

Type-A

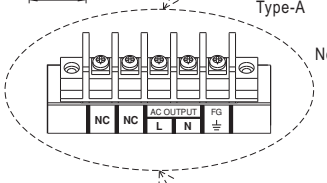

Note: When the load current is >15A, must use output terminal connection which can be found inside the AC output panel of the inverter.

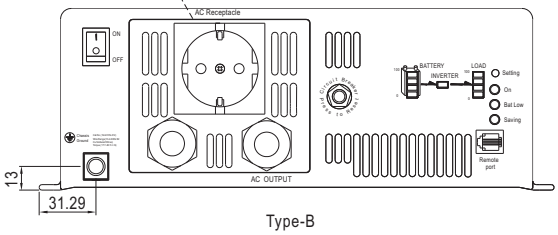

Type-B

Компания «ЭлектроПласт» предлагает заключение долгосрочных отношений при поставках импортных электронных компонентов на взаимовыгодных условиях!

Наши преимущества:

- Оперативные поставки широкого спектра электронных компонентов отечественного и импортного производства напрямую от производителей и с крупнейших мировых складов;
- Поставка более 17-ти миллионов наименований электронных компонентов;
- Поставка сложных, дефицитных, либо снятых с производства позиций;
- Оперативные сроки поставки под заказ (от 5 рабочих дней);
- Экспресс доставка в любую точку России;
- Техническая поддержка проекта, помощь в подборе аналогов, поставка прототипов;
- Система менеджмента качества сертифицирована по Международному стандарту ISO 9001;
- Лицензия ФСБ на осуществление работ с использованием сведений, составляющих государственную тайну;
- Поставка специализированных компонентов (Xilinx, Altera, Analog Devices, Intersil, Interpoint, Microsemi, Aeroflex, Peregrine, Syfer, Eurofarad, Texas Instrument, Miteq, Cobham, E2V, MA-COM, Hittite, Mini-Circuits,General Dynamics и др.);

Помимо этого, одним из направлений компании «ЭлектроПласт» является направление «Источники питания». Мы предлагаем Вам помощь Конструкторского отдела:

- Подбор оптимального решения, техническое обоснование при выборе компонента;
- Подбор аналогов;
- Консультации по применению компонента;
- Поставка образцов и прототипов;
- Техническая поддержка проекта;
- Защита от снятия компонента с производства.

Как с нами связаться

Телефон: 8 (812) 309 58 32 (многоканальный)
Факс: 8 (812) 320-02-42
Электронная почта: org@eplast1.ru
Адрес: 198099, г. Санкт-Петербург, ул. Калинина, дом 2, корпус 4, литера А.