



## Features

- Knurled or plain metal shaft
- Audio and linear tapers
- Low noise/low impedance
- Conductive polymer element
- 25k and 50k ohm resistance values for active electronics



## Model 95 Premium Guitar Potentiometer

### Initial Electrical Characteristics<sup>1</sup>

Standard Resistance Value .....	25k, 50k, 250k, 300k and 500k ohms
Total Resistance Tolerance .....	20 %
Independent Linearity .....	±5 %
Absolute Minimum Resistance .....	2 ohms maximum
Effective Electrical Angle .....	225 ° ± 5 °
Contact Resistance Variation .....	±1 %
Dielectric Withstanding Voltage (MIL-STD-202, Method 301)	
Sea Level .....	1,500 VAC minimum
70,000 Feet .....	500 VAC minimum
Insulation Resistance (500 VDC) .....	1,000 megohms minimum
Power Rating (Voltage Limited By Power Dissipation or 350 VAC, Whichever Is Less)	
+70 °C .....	0.25 watt
+125 °C .....	0 watt
Theoretical Resolution .....	Essentially infinite

### Environmental Characteristics<sup>1</sup>

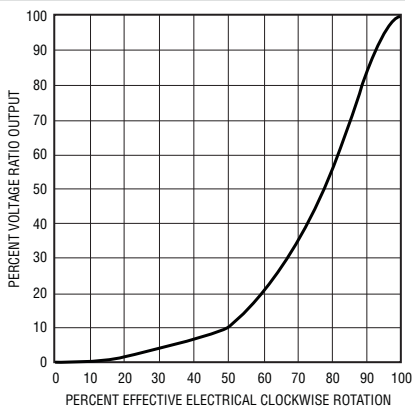
Operating Temperature Range .....	-40 °C to +125 °C
Storage Temperature Range .....	-55 °C to +125 °C
Temperature Coefficient Over Storage Temperature Range .....	±1,000 ppm/°C
Vibration .....	15 G
Total Resistance Shift .....	±2 % maximum
Voltage Ratio Shift .....	±5 % maximum
Shock .....	30 G
Total Resistance Shift .....	±2 % maximum
Voltage Ratio Shift .....	±5 % maximum
Load Life .....	1,000 hours
Total Resistance Shift .....	±10 % maximum
Rotational Life (No Load) .....	100,000 cycles
Total Resistance Shift .....	±20 % maximum
Contact Resistance Variation @ 50,000 cycles .....	±3 %
Moisture Resistance (MIL-STD-202, Method 103, Condition B)	
Total Resistance Shift .....	±20 % TRS maximum
Insulation Resistance (500 VDC) .....	100 megohms minimum
IP Rating .....	IP 40

### Mechanical Characteristics<sup>1</sup>

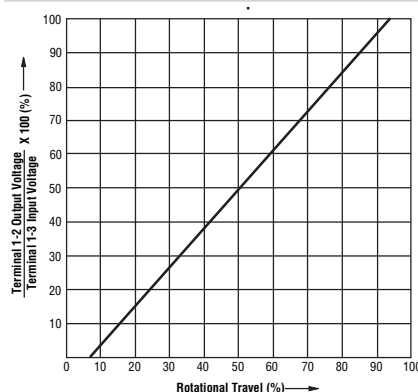
Mechanical Angle .....	300 ° ± 5 °
Rotational Torque .....	0.7 oz-in (50 g-cm) typical
Weight	
Standard Bushing .....	14.25 grams
Long Bushing .....	18.15 grams
Terminals .....	Solder lugs
Soldering Condition .....	Recommended hand soldering using Sn95/Ag5 no clean solder, 0.025 " wire diameter. Maximum temperature 399 °C (750 °F) for 3 seconds. No wash process to be used with no clean flux.
Marking .....	Manufacturer's trademark, date code, resistance, manufacturer's part number
Hardware .....	One lockwasher, one flat washer, two mounting nuts and one solder lug washer are shipped with each potentiometer.

<sup>1</sup> AT ROOM AMBIENT: +25 °C NOMINAL AND 50 % RELATIVE HUMIDITY NOMINAL, EXCEPT AS NOTED.

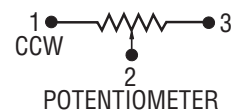
### Audio Taper Plot



### Linear Taper Plot



### Schematic



Specifications are subject to change without notice. The device characteristics and parameters in this data sheet can and do vary in different applications and actual device performance may vary over time. Users should verify actual device performance in their specific applications.

## Additional Features

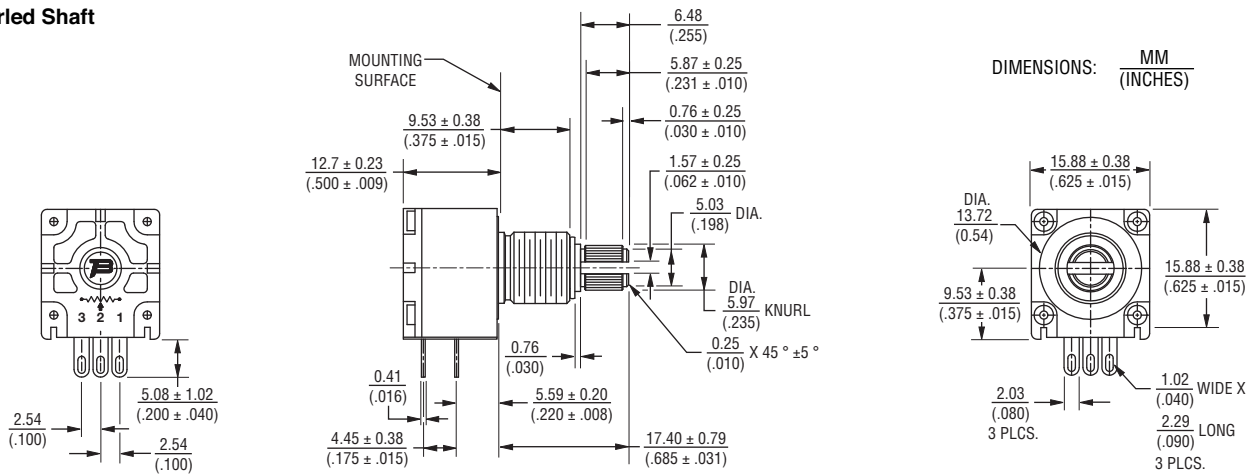
- Single-turn
- 250k, 300k and 500k standard resistance options
- Smooth rotational feel
- Long rotational life
- Long bushing option
- RoHS compliant\*

# Model 95 Premium Guitar Potentiometer

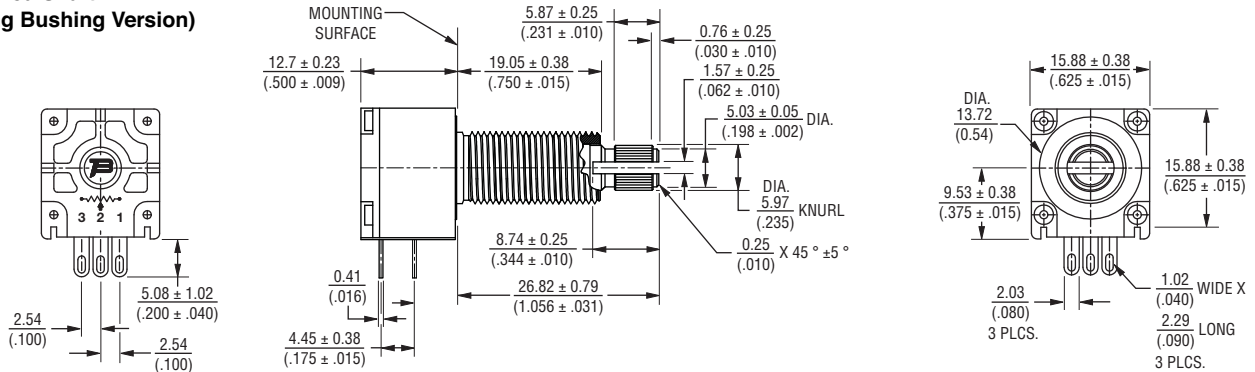
# BOURNS®

## Product Dimensions

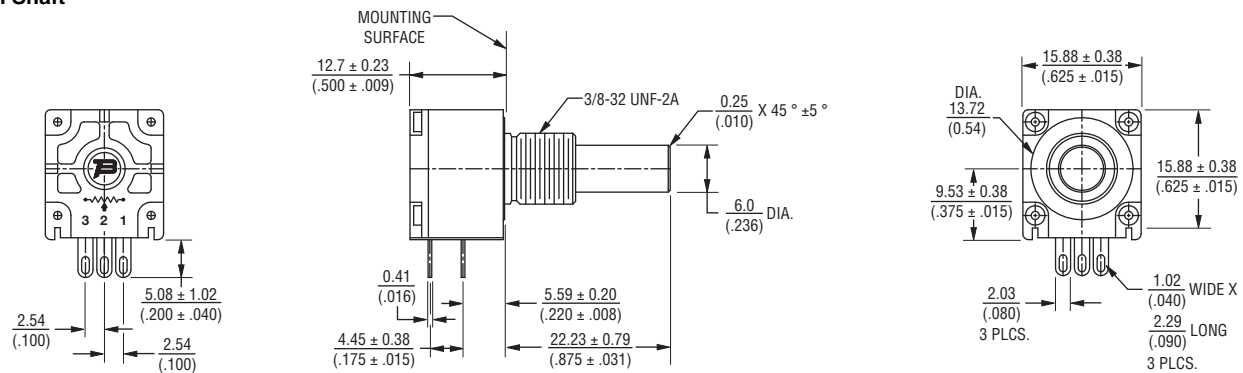
### Knurled Shaft



### Knurled Shaft (Long Bushing Version)



### Plain Shaft



\*RoHS Directive 2002/95/EC Jan. 27, 2003 including annex and RoHS Recast 2011/65/EU June 8, 2011. Specifications are subject to change without notice.

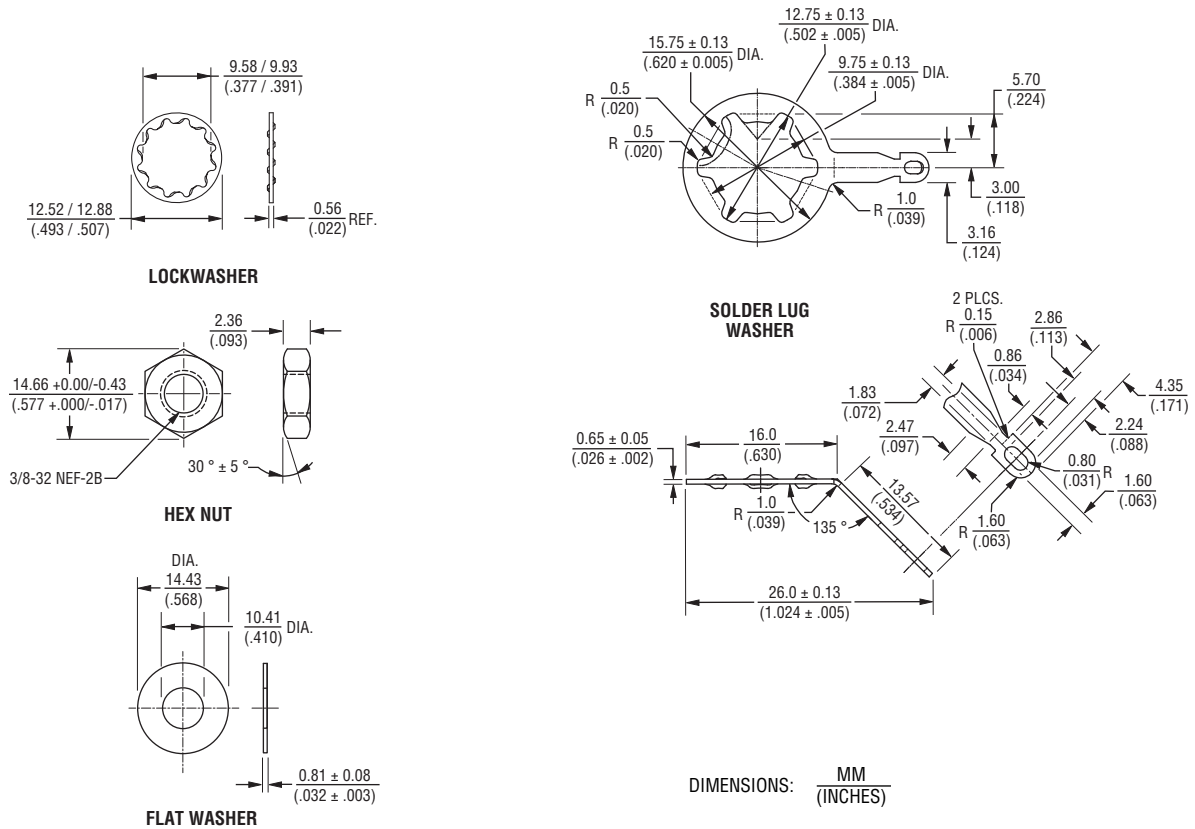
The device characteristics and parameters in this data sheet can and do vary in different applications and actual device performance may vary over time. Users should verify actual device performance in their specific applications.

# Model 95 Premium Guitar Potentiometer

**BOURNS®**

## Product Dimensions

### Hardware



### Selection Guide

Part Number	Taper	Shaft	Bushing	Resistance Value (kΩ)
95A1D-Z28-EA0/300L	Audio	Knurled	Standard	250
95A1D-Z28-EA0/301L	Audio	Plain	Standard	250
95A1D-Z28-EA0/302L	Audio	Knurled	Standard	500
95A1D-Z28-EA0/303L	Audio	Plain	Standard	500
95Z1D-Z33-EA0/304L	Audio	Knurled	Long	250
95Z1D-Z33-EA0/305L	Audio	Knurled	Long	500
95A1D-Z28-EA0/317L	Audio	Knurled	Standard	25
95A1D-Z28-EA0/318L	Audio	Knurled	Standard	50
95Z1D-Z33-EA0/319L	Audio	Knurled	Long	25
95Z1D-Z33-EA0/320L	Audio	Knurled	Long	50
95A1D-Z28-EA0/321L	Linear	Knurled	Standard	300
95A1D-Z28-EA0/322L	Linear	Knurled	Standard	500
95Z1D-Z33-EA0/323L	Linear	Knurled	Long	300
95Z1D-Z33-EA0/324L	Linear	Knurled	Long	500

REV. 10/13

Specifications are subject to change without notice.

The device characteristics and parameters in this data sheet can and do vary in different applications and actual device performance may vary over time.

Users should verify actual device performance in their specific applications.



Компания «ЭлектроПласт» предлагает заключение долгосрочных отношений при поставках импортных электронных компонентов на взаимовыгодных условиях!

Наши преимущества:

- Оперативные поставки широкого спектра электронных компонентов отечественного и импортного производства напрямую от производителей и с крупнейших мировых складов;
- Поставка более 17-ти миллионов наименований электронных компонентов;
- Поставка сложных, дефицитных, либо снятых с производства позиций;
- Оперативные сроки поставки под заказ (от 5 рабочих дней);
- Экспресс доставка в любую точку России;
- Техническая поддержка проекта, помощь в подборе аналогов, поставка прототипов;
- Система менеджмента качества сертифицирована по Международному стандарту ISO 9001;
- Лицензия ФСБ на осуществление работ с использованием сведений, составляющих государственную тайну;
- Поставка специализированных компонентов (Xilinx, Altera, Analog Devices, Intersil, Interpoint, Microsemi, Aeroflex, Peregrine, Syfer, Eurofarad, Texas Instrument, Miteq, Cobham, E2V, MA-COM, Hittite, Mini-Circuits, General Dynamics и др.);

Помимо этого, одним из направлений компании «ЭлектроПласт» является направление «Источники питания». Мы предлагаем Вам помощь Конструкторского отдела:

- Подбор оптимального решения, техническое обоснование при выборе компонента;
- Подбор аналогов;
- Консультации по применению компонента;
- Поставка образцов и прототипов;
- Техническая поддержка проекта;
- Защита от снятия компонента с производства.



#### Как с нами связаться

**Телефон:** 8 (812) 309 58 32 (многоканальный)

**Факс:** 8 (812) 320-02-42

**Электронная почта:** [org@eplast1.ru](mailto:org@eplast1.ru)

**Адрес:** 198099, г. Санкт-Петербург, ул. Калинина, дом 2, корпус 4, литера А.