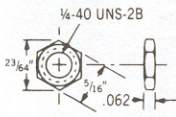
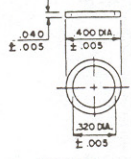
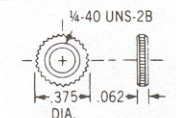
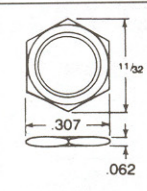
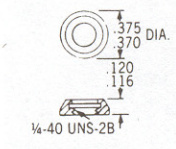
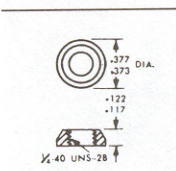
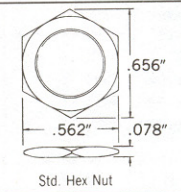
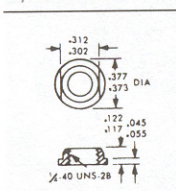
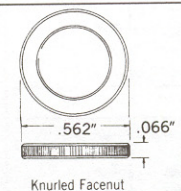
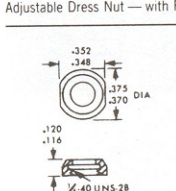
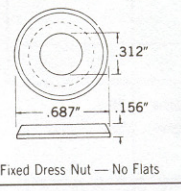
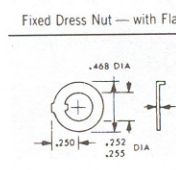
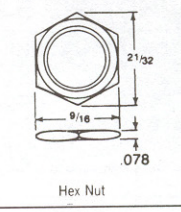
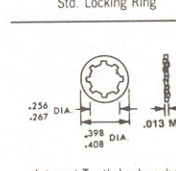
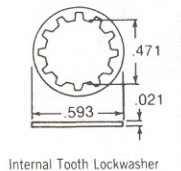


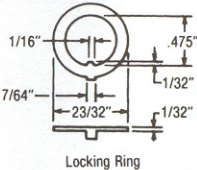
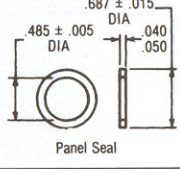
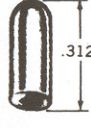
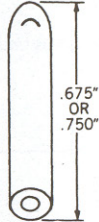
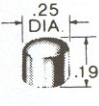
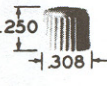
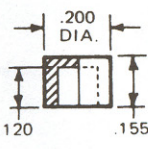
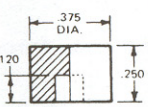
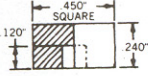
**ACCESSORIES** (Bold Face Type indicates items normally in Distributor Stock)

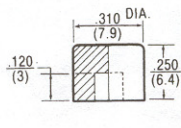




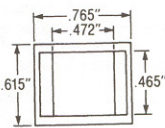
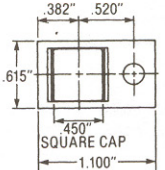
Part Number	Description	Finish or Color	Part Number	Description	Finish or Color		
<b>For Switches with 1/4-40 UNS — 2A Bushings</b>			<b>For Switches with 1/4-40 UNS — 2A Bushings — Cont'd</b>				
 <p>Std. Hex Nut</p>	<b>W-NU-11</b> <b>W-NU-11A</b> <b>W-NU-11B</b>	Standard Facenut and Locknut Standard Facenut and Locknut Standard Facenut and Locknut	Bright Nickel Satin Chrome Black Cupric Oxide	 <p>Panel Seal</p>	<b>W-WA-44</b>	Seal for Waterproof Switches 1/4-40 Bushing	Gray Neoprene
 <p>Knurled Nut</p>	<b>W-NU-31A</b>	Round Knurled Facenut w/Controlled Knurl Pattern — Fits Gulmrite = 12 Socket	Bright Nickel	 <p>Hex Nut</p>	<b>14-454-13</b>	Hex Locknut	Dull Nickel
 <p>Fixed Dress Nut — No Flats</p>	<b>W-NU-14A</b> <b>W-NU-14B</b>	Fixed Dress Nut — No Flats Fixed Dress Nut — No Flats	Satin Chrome Bright Chrome	<b>For Switches with "15/32"</b>			
 <p>Adjustable Dress Nut — No Flats</p>	<b>W-NU-17A</b> <b>W-NU-17B</b> <b>W-NU-17D</b> <b>W-NU-17E</b>	Adjustable Dress Nut — No Flats Adjustable Dress Nut — No Flats Adjustable Dress Nut — No Flats Adjustable Dress Nut — No Flats	Satin Chrome Bright Nickel Black Anodized Bright Chrome				 <p>Std. Hex Nut</p>
 <p>Adjustable Dress Nut — with Flats</p>	<b>W-NU-18A</b> <b>W-NU-18B</b> <b>W-NU-18D</b> <b>W-NU-18E</b>	Adjustable Dress Nut — With Flats Adjustable Dress Nut — With Flats Adjustable Dress Nut — With Flats Adjustable Dress Nut — With Flats	Satin Chrome Bright Nickel Black Anodized Bright Chrome	 <p>Knurled Facenut</p>	<b>W-NU-13</b> or <b>15-124F1</b>	Round Knurled Facenut	Bright Nickel
 <p>Fixed Dress Nut — with Flats</p>	<b>W-NU-19A</b> <b>W-NU-19B</b>	Fixed Dress Nut — With Flats Fixed Dress Nut — With Flats	Satin Chrome Bright Nickel	 <p>Fixed Dress Nut — No Flats</p>	<b>W-NU-20B</b> <b>W-NU-20C</b> or <b>15-994-2</b>	Fixed Dress Nut — No Flats Fixed Dress Nut — No Flats	Black Anodized Bright Nickel
 <p>Std. Locking Ring</p>	<b>W-RI-12</b> <b>W-RI-12A</b> <b>W-RI-16</b>	Std. Locking Ring w/Keyway & .468" O.D. Std. Locking Ring w/Keyway & .468" O.D. Locking Ring w/D Flat & .468" O.D.	Bright Nickel Black Cupric Oxide Bright Nickel	 <p>Hex Nut</p>	<b>W-NU-10A</b> or <b>15-966-6</b>	Hex Locknut	Semi-Lustre Nickel
 <p>Internal Tooth Lockwasher</p>	<b>W-WA-16</b> <b>W-WA-16A</b> <b>W-WA-45</b>	Standard Internal Tooth Lockwasher Standard Internal Tooth Lockwasher Mill Lock Washer	Cadmium Plate Black Cupric Oxide Cadmium Plate/ Chromate Dip	 <p>Internal Tooth Lockwasher</p>	<b>W-WA-20</b> or <b>16-886</b>	Standard Internal Tooth Lockwasher	Zinc Chromate

Contact Electroswitch for availability

**ACCESSORIES (Continued)**

(Bold Face Type indicates items normally in Distributor Stock)

	Part Number	Description	Finish or Color
For TOGGLE Switches			
	<b>W-R1-10</b> OR <b>29-761</b>	Std. Locking Ring w/keyway and .656" O.D.	Cadmium Plate
	<b>W-WA-48</b>	Seal for Waterproof Switches (15/32 Bushing)	Neoprine
	<b>W-CAP-10A</b> <b>W-CAP-10B</b> <b>W-CAP-10C</b> <b>W-CAP-10D</b> <b>W-CAP-10E</b> <b>W-CAP-10F</b> <b>W-CAP-10G</b> <b>W-CAP-10H</b> <b>W-CAP-10I</b> <b>W-CAP-10J</b>	Slip on Cap for .410" Length Levers Slip on Cap for .410" Length Levers Slip on Cap for .410" Length Levers Slip on Cap for .410" Length Levers Slip on Cap for .410" Length Levers Slip on Cap for .410" Length Levers Slip on Cap for .410" Length Levers Slip on Cap for .410" Length Levers Slip on Cap for .410" Length Levers Slip on Cap for .410" Length Levers	White Blue Red Black Brown Orange Yellow Green Violet Gray
	<b>W-CAP-11A</b> <b>W-CAP-11B</b> <b>W-CAP-11C</b>  <b>W-CAP-14D</b>	.675" Long Slip on Cap for "T" Type Levers .675" Long Slip on Cap for "T" Type Levers .675" Long Slip on Cap for "T" Type Levers  .750" Long Slip on Cap for "T" Type Levers	White Red Black  Black
For PUSHBUTTON Switches			
	<b>SW53AA1</b> <b>SW53AA2</b>	.250" Push-On Cap for SA1 Series .250" Push-On Cap for SA1 Series	Red Black
	<b>P281B</b> <b>P281R</b>	.308" Push-On Cap for B8000 Series .308" Push-On Cap for B8000 Series	Black Red
	<b>W-KN-12</b> <b>W-KN-12A</b> <b>W-KN-12B</b>  <b>W-KN-16</b> <b>W-KN-16A</b> <b>W-KN-16B</b>	.200" Push-On Cap for PB Series .200" Push-On Cap for PB Series .200" Push-On Cap for PB Series  .200" Push-On Cap for PS Series .200" Push-On Cap for PS Series .200" Push-On Cap for PS Series	Black White Red  Black White Red
	<b>W-KN-14</b> <b>W-KN-14A</b> <b>W-KN-14B</b>  <b>W-KN-17</b> <b>W-KN-17A</b> <b>W-KN-17B</b>	.375" Push-On Cap for PB Series .375" Push-On Cap for PB Series .375" Push-On Cap for PB Series  .375" Push-On Cap for PS Series .375" Push-On Cap for PS Series .375" Push-On Cap for PS Series	Black White Red  Black White Red
	<b>W-KN-18</b> <b>W-KN-18A</b> <b>W-KN-18B</b>	.450" Square Cap for PS Series .450" Square Cap for PS Series .450" Square Cap for PS Series	Black White Red

	Part Number	Description	Finish or Color
For PUSHBUTTON Switches			
	<b>W-KN-31</b> <b>W-KN-31A</b> <b>W-KN-31B</b>  <b>W-KN-32</b> <b>W-KN-32A</b> <b>W-KN-32B</b>	.310" Push-On Cap for PB Series .310" Push-On Cap for PB Series .310" Push-On Cap for PB Series  .310" Push-On Cap for PS Series .310" Push-On Cap for PS Series .310" Push-On Cap for PS Series	Black White Black  Black White Black
	<b>W-KN-52</b> <b>W-KN-52A</b> <b>W-KN-52B</b>	.780" Square Cap for PS Series .780" Square Cap for PS Series .780" Square Cap for PS Series	Black White Red
	<b>W-BZ-21</b>	.90" Square Bezel for PS Series Used with W-KN-52 Caps above	Black
	<b>W-NU-29A</b>	Decorative Bezel for .310" dia. Caps	Bright Chrome Plate over Brass
	<b>W-NU-30A</b>	Decorative Bezel for .375" dia. Caps	Bright Chrome Plate over Brass
For ROCKER and PUSHBUTTON SWITCHES			
	<b>W-BZ-12</b> <b>W-BZ-12A</b> <b>W-BZ-12B</b>	Bezel for J50, J60 & PS Series Bezel for J50, J60 & PS Series Bezel for J50, J60 & PS Series	Black White Red
	<b>W-BZ-15</b>	LED Bezel for J50, J60 & PS Series	Black

Contact Electroswitch for availability





Компания «ЭлектроПласт» предлагает заключение долгосрочных отношений при поставках импортных электронных компонентов на взаимовыгодных условиях!

Наши преимущества:

- Оперативные поставки широкого спектра электронных компонентов отечественного и импортного производства напрямую от производителей и с крупнейших мировых складов;
- Поставка более 17-ти миллионов наименований электронных компонентов;
- Поставка сложных, дефицитных, либо снятых с производства позиций;
- Оперативные сроки поставки под заказ (от 5 рабочих дней);
- Экспресс доставка в любую точку России;
- Техническая поддержка проекта, помощь в подборе аналогов, поставка прототипов;
- Система менеджмента качества сертифицирована по Международному стандарту ISO 9001;
- Лицензия ФСБ на осуществление работ с использованием сведений, составляющих государственную тайну;
- Поставка специализированных компонентов (Xilinx, Altera, Analog Devices, Intersil, Interpoint, Microsemi, Aeroflex, Peregrine, Syfer, Eurofarad, Texas Instrument, Miteq, Cobham, E2V, MA-COM, Hittite, Mini-Circuits, General Dynamics и др.);

Помимо этого, одним из направлений компании «ЭлектроПласт» является направление «Источники питания». Мы предлагаем Вам помощь Конструкторского отдела:

- Подбор оптимального решения, техническое обоснование при выборе компонента;
- Подбор аналогов;
- Консультации по применению компонента;
- Поставка образцов и прототипов;
- Техническая поддержка проекта;
- Защита от снятия компонента с производства.



#### Как с нами связаться

**Телефон:** 8 (812) 309 58 32 (многоканальный)

**Факс:** 8 (812) 320-02-42

**Электронная почта:** [org@eplast1.ru](mailto:org@eplast1.ru)

**Адрес:** 198099, г. Санкт-Петербург, ул. Калинина, дом 2, корпус 4, литера А.