



# Dialight

## LED Vehicle Lighting Selector Guide

[www.dialight.com](http://www.dialight.com)



# TABLE OF CONTENTS



**Pages 2, 3, 4 & 5**

## Heavy Duty Vehicle Marker and Signal Lights

Dialight's Diode Lite line of LED truck signal and marker lights include oval, round and rectangular turn signals, standard, rectangular and round marker lights, oval center-high mount, cab markers, and front park/turn signals.



**Page 6**

## White Illumination

Dialight offers a complete line of white lighting including reading lights, strip lights, reverse lighting, stepwell and mini-markers that can be used in a variety of applications where white lighting is needed.



**Page 7, 8 & 9**

## School Bus

Incorporating the latest in LED technology, Dialight's warning, signal, and marker lights are designed specifically for the school bus market.



**Page 10**

## Tactical Lighting

Dialight has developed a complete line of Tactical signal and marker lighting to be used as an easy incandescent retrofit upgrade for new and existing military vehicles.



**Page 10**

## Rail

Dialight has developed this new LED 5.5" Red Tail Marker to be a drop in replacement for existing PAR 46 Sealed Beam Tail Markers that are currently being used on Transit and Commuter Railroads across North America.

**Page 10**

## Accessories

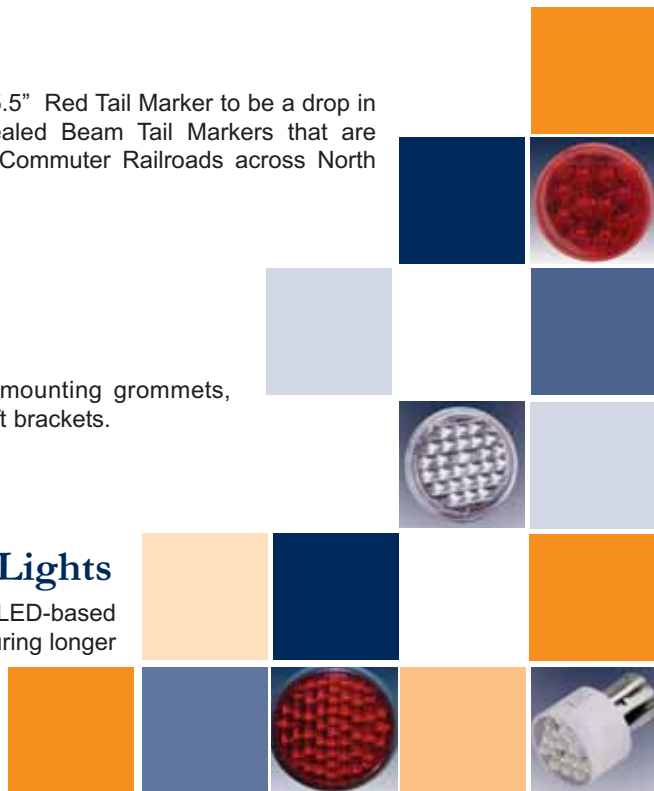
A variety of accessories are available, including safeguards, mounting grommets, brackets, surface mount adapters, branch deflectors, and anti-theft brackets.



**Page 11 & 12**

## Bus Marker and Signal Lights

Dialight offers a complete range of LED-based marker and signal lamps for buses, featuring longer life, lower power requirements and better shock and vibration resistance than fragile incandescent lights.



# HEAVY DUTY VEHICLE MARKERS



| Series | Size | Available Colors | Mounting Options | Nominal Voltage | Standard Termination | Compliance |
|--------|------|------------------|------------------|-----------------|----------------------|------------|
|--------|------|------------------|------------------|-----------------|----------------------|------------|

## MARKER LIGHTS

|   |    |              |   |                |         |  |                 |
|---|----|--------------|---|----------------|---------|--|-----------------|
|    | 13 | 1" x 2.5"    | <ul style="list-style-type: none"> <li><span style="color: red;">●</span> Red</li> <li><span style="color: orange;">●</span> Amber</li> <li><span style="color: white;">○</span> White</li> </ul>   | Surface        | 12 & 24 | Bare Wire or Customer Specific Connector | FMVSS 108 & SAE |
|    | 14 | 1.63" x 4.5" | <ul style="list-style-type: none"> <li><span style="color: red;">●</span> Red</li> <li><span style="color: orange;">●</span> Amber</li> </ul>   | Surface        | 12 & 24 | Bare Wire or Customer Specific Connector | FMVSS 108 & SAE |
|    | 15 | 0.88" x 4"   | <ul style="list-style-type: none"> <li><span style="color: red;">●</span> Red</li> <li><span style="color: orange;">●</span> Amber</li> <li><span style="color: white;">○</span> White</li> </ul>   | Surface        | 12 & 24 | Bare Wire or Customer Specific Connector | FMVSS 108 & SAE |
|  | 16 | 2" Round     | <ul style="list-style-type: none"> <li><span style="color: red;">●</span> Red</li> <li><span style="color: orange;">●</span> Amber</li> </ul>   | Grommet        | 12 & 24 | Bare Wire or Customer Specific Connector | FMVSS 108 & SAE |
|  | 17 | 2.5" Round   | <ul style="list-style-type: none"> <li><span style="color: red;">●</span> Red</li> <li><span style="color: orange;">●</span> Amber</li> <li><span style="color: white;">○</span> White</li> </ul>   | Grommet/Flange | 12 & 24 | Bare Wire or Customer Specific Connector | FMVSS 108 & SAE |
|  | 18 | 1.95" x 4.8" | <ul style="list-style-type: none"> <li><span style="color: red;">●</span> Red</li> <li><span style="color: orange;">●</span> Amber</li> <li><span style="color: blue;">●</span> Blue</li> <li><span style="color: green;">●</span> Green</li> <li><span style="color: white;">○</span> White</li> </ul> | Surface        | 12 & 24 | Bare Wire or Customer Specific Connector | FMVSS 108 & SAE |
|  | 19 | 0.66" x 5.4" | <ul style="list-style-type: none"> <li><span style="color: red;">●</span> Red</li> <li><span style="color: orange;">●</span> Amber</li> </ul>   | Surface        | 12 & 24 | Bare Wire or Customer Specific Connector | FMVSS 108 & SAE |
|  | 20 | 2.2" x 4.5"  | <ul style="list-style-type: none"> <li><span style="color: orange;">●</span> Amber</li> </ul>   | Surface        | 12 & 24 | Bare Wire or Customer Specific Connector | FMVSS 108 & SAE |











# HEAVY DUTY VEHICLE SIGNALS


**DiodeLite®**

| Series | Size | Available Colors | Mounting Options | Nominal Voltage | Standard Termination | Compliance | Features | Options |
|--------|------|------------------|------------------|-----------------|----------------------|------------|----------|---------|
|--------|------|------------------|------------------|-----------------|----------------------|------------|----------|---------|



## STOP/TAIL/TURN

|   |       |              |       |   |         |   |                    |        |                            |
|---|-------|--------------|-------|---|---------|---|--------------------|--------|----------------------------|
|    | 40    | 4" Round     | ● Red | Grommet;<br>Flange                              | 12 & 24 | Bare Wire<br>or Customer<br>Specific<br>Connector | FMVSS 108<br>& SAE | Housed | Hard Coating;<br>Regulator |
|    | 46    | 4" Round     | ● Red | Grommet;<br>Flange                              | 12 & 24 | Bare Wire<br>or Customer<br>Specific<br>Connector | FMVSS 108<br>& SAE | Potted | Hard Coating;<br>Regulator |
|    | 60/64 | 2" x 6" Oval | ● Red | Vertical<br>Grommet;<br>Flange                  | 12 & 24 | Bare Wire<br>or Customer<br>Specific<br>Connector | FMVSS 108<br>& SAE | Housed | Hard Coating;<br>Regulator |
|  | 61/65 | 2" x 6" Oval | ● Red | Horizontal<br>Grommet;<br>Flange                | 12 & 24 | Bare Wire<br>or Customer<br>Specific<br>Connector | FMVSS 108<br>& SAE | Housed | Hard Coating;<br>Regulator |
|  | 68    | 2" x 6" Oval | ● Red | Vertical or<br>Horizontal<br>Grommet;<br>Flange | 12 & 24 | Bare Wire<br>or Customer<br>Specific<br>Connector | FMVSS 108<br>& SAE | Potted | Hard Coating;<br>Regulator |
|  | 70    | 7" Round     | ● Red | Grommet;<br>Flange                              | 12 & 24 | Bare Wire<br>or Customer<br>Specific<br>Connector | FMVSS 108<br>& SAE | Potted | Hard Coating;<br>Regulator |
|  | 80    | 4" x 6.5"    | ● Red | Mounting<br>Bracket                             | 12 & 24 | Bare Wire<br>or Customer<br>Specific<br>Connector | FMVSS 108<br>& SAE | Potted | Hard Coating               |
|  | 84    | 4.5" x 5.5"  | ● Red | Mounting<br>Bracket                             | 12 & 24 | Bare Wire<br>or Customer<br>Specific<br>Connector | FMVSS 108<br>& SAE | Potted | Hard Coating               |






# HEAVY DUTY VEHICLE SIGNALS

|  | Series | Size | Available Colors | Mounting Options | Nominal Voltage | Standard Termination | Compliance | Features | Options |
|---|--------|------|------------------|------------------|-----------------|----------------------|------------|----------|---------|
|---|--------|------|------------------|------------------|-----------------|----------------------|------------|----------|---------|

## CHMSL (CENTER HIGH MOUNT STOP LIGHT)


|   |    |              |       |                            |         |  |                 |        |                         |
|---|----|--------------|-------|----------------------------|---------|--|-----------------|--------|-------------------------|
|  | 62 | 2" x 6" Oval | ● Red | Horizontal Grommet; Flange | 12 & 24 | Bare Wire or Customer Specific Connector | FMVSS 108 & SAE | Housed | Hard Coating; Regulator |
|  | 87 | 18" Strip    | ● Red | Surface                    | 12 & 24 | Bare Wire or Customer Specific Connector | FMVSS 108 & SAE | Potted | Hard Coating            |

## REAR TURN




|   |    |              |         |                                       |         |  |                 |        |              |
|---|----|--------------|---------|---------------------------------------|---------|--|-----------------|--------|--------------|
|    | 41 | 4" Round     | ● Amber | Grommet; Flange                       | 12 & 24 | Bare Wire or Customer Specific Connector | FMVSS 108 & SAE | Housed | Hard Coating |
|  | 64 | 2" x 6" Oval | ● Amber | Vertical Grommet; Flange              | 12 & 24 | Bare Wire or Customer Specific Connector | FMVSS 108 & SAE | Housed | Hard Coating |
|  | 65 | 2" x 6" Oval | ● Amber | Horizontal Grommet; Flange            | 12 & 24 | Bare Wire or Customer Specific Connector | FMVSS 108 & SAE | Housed | Hard Coating |
|  | 68 | 2" x 6" Oval | ● Amber | Vertical & Horizontal Grommet; Flange | 12 & 24 | Bare Wire or Customer Specific Connector | FMVSS 108 & SAE | Potted | Hard Coating |
|  | 70 | 7" Round     | ● Amber | Grommet; Flange                       | 12 & 24 | Bare Wire or Customer Specific Connector | FMVSS 108 & SAE | Potted | Hard Coating |
|  | 80 | 4" x 6.5"    | ● Amber | Mounting Bracket                      | 12 & 24 | Bare Wire or Customer Specific Connector | FMVSS 108 & SAE | Potted | Hard Coating |
|  | 84 | 4.5" x 5.5"  | ● Amber | Mounting Bracket                      | 12 & 24 | Bare Wire or Customer Specific Connector | FMVSS 108 & SAE | Potted | Hard Coating |



# HEAVY DUTY VEHICLE SIGNALS

|  | Series | Size | Available Colors | Mounting Options | Nominal Voltage | Standard Termination | Compliance | Features | Options |
|---|--------|------|------------------|------------------|-----------------|----------------------|------------|----------|---------|
|---|--------|------|------------------|------------------|-----------------|----------------------|------------|----------|---------|

## BACKUP

|   |    |              |         |                            |         |  |                 |        |              |
|---|----|--------------|---------|----------------------------|---------|--|-----------------|--------|--------------|
|  | 46 | 4" Round     | ○ White | Grommet; Flange            | 12 & 24 | Bare Wire or Customer Specific Connector | FMVSS 108 & SAE | Potted | Hard Coating |
|  | 71 | 7" Round     | ○ White | Grommet; Flange            | 12 & 24 | Bare Wire or Customer Specific Connector | FMVSS 108 & SAE | Potted | Hard Coating |
|  | 68 | 2" x 6" Oval | ○ White | Horizontal Grommet; Flange | 12 & 24 | Bare Wire or Customer Specific Connector | FMVSS 108 & SAE | Potted | Hard Coating |

## FRONT TURN

|   |    |              |         |                            |         |  |                 |        |              |
|---|----|--------------|---------|----------------------------|---------|--|-----------------|--------|--------------|
|   | 42 | 4" Round     | ● Amber | Grommet; Flange            | 12 & 24 | Bare Wire or Customer Specific Connector | FMVSS 108 & SAE | Housed | Hard Coating |
|  | 42 | 4" Round     | ● Amber | Grommet; Flange            | 12 & 24 | Bare Wire or Customer Specific Connector | FMVSS 108 & SAE | Potted | Hard Coating |
|  | 66 | 2" x 6" Oval | ● Amber | Vertical Grommet; Flange   | 12 & 24 | Bare Wire or Customer Specific Connector | FMVSS 108 & SAE | Housed | Hard Coating |
|  | 67 | 2" x 6" Oval | ● Amber | Horizontal Grommet; Flange | 12 & 24 | Bare Wire or Customer Specific Connector | FMVSS 108 & SAE | Housed | Hard Coating |
|  | 67 | 2" x 6" Oval | ● Amber | Horizontal Grommet; Flange | 12 & 24 | Bare Wire or Customer Specific Connector | FMVSS 108 & SAE | Potted | Hard Coating |
|  | 81 | 4" x 6.5"    | ● Amber | Mounting Bracket           | 12 & 24 | Bare Wire or Customer Specific Connector | FMVSS 108 & SAE | Potted | Hard Coating |

# WHITE ILLUMINATION

|   | Series | Size                     | Available Colors  | Mounting Options   | Nominal Voltage | Standard Termination            | Compliance      | Features                   | Options                              |
|---|--------|--------------------------|-------------------|--------------------|-----------------|---------------------------------|-----------------|----------------------------|--------------------------------------|
|    | 586    | .979" Round x 1.55" Long | Cool White        | Bayonet Base       | 24              | Bayonet Base                    | FMVSS 108 & SAE |                            |                                      |
|    | 13     | 1" x 2.5"                | Cool White        | Surface            | 12 & 24         | .180 Bullets/<br>Bare Wire      |                 |                            |                                      |
|    | 15     | .88" x 4"                | Cool White        | Surface            | 12 & 24         | .180 Bullets/<br>Bare Wire      |                 |                            |                                      |
|    | 17     | 2.5" Round               | Cool White        | Flange             | 12 & 24         | Packard Connector/<br>Bare Wire | FMVSS 108 & SAE |                            | With or Without Optics               |
|   | 18     | 1.95" x 4.8"             | Cool White        | Surface            | 12 & 24         | Packard Connector/<br>Bare Wire |                 |                            |                                      |
|  | 46     | 4" Round                 | Cool White        | Grommet;<br>Flange | 12 & 24         | Packard Connector/<br>Bare Wire | FMVSS 108 & SAE |                            | High and Low Intensity               |
|  | 47     | 4" Round                 | Cool White        | Grommet;<br>Flange | 12 & 24         | Packard Connector/<br>Bare Wire |                 |                            | Clear Lens High and Low Intensity    |
|  | 79     | 8.29" x 1.92"            | Cool White        | Surface            | 12 & 24         | Packard Connector/<br>Bare Wire | FMVSS 108 & SAE | License Plate Light        |                                      |
|  | 87     | 18" Strip                | Cool White        | Surface            | 12 & 24         | EDAC Connector                  |                 | Low Intensity Strip Light  | Diffused, Clear Lens or Hard Coating |
|  | VSL    | 18" Strip                | Cool & Warm White | Surface            | 10-30           |                                 | ADA             | High Intensity Strip Light | Diffused, Clear Lens or Hard Coating |
|  | SB4    | 3" Round                 | Cool & Warm White | Recessed Surface   | 24              | Bare Wires                      |                 | Recessed Spot Light        |                                      |



# SCHOOL BUS MARKERS

|   | Series | Size         | Available Colors   | Mounting Options | Nominal Voltage | Standard Termination                     | Compliance      |
|---|--------|--------------|--|------------------|-----------------|--|-----------------|
|    | 13     | 1" x 2.5"    | <ul style="list-style-type: none"> <li>● Red</li> <li>● Amber</li> <li>○ White</li> </ul>                                  | Surface          | 12 & 24         | Bare Wire or Customer Specific Connector | FMVSS 108 & SAE |
|    | 14     | 1.63" x 4.5" | <ul style="list-style-type: none"> <li>● Red</li> <li>● Amber</li> </ul>   | Surface          | 12 & 24         | Bare Wire or Customer Specific Connector | FMVSS 108 & SAE |
|    | 15     | 0.88" x 4"   | <ul style="list-style-type: none"> <li>● Red</li> <li>● Amber</li> </ul>   | Surface          | 12 & 24         | Bare Wire or Customer Specific Connector | FMVSS 108 & SAE |
|  | 16     | 2" Round     | <ul style="list-style-type: none"> <li>● Red</li> <li>● Amber</li> </ul>   | Grommet          | 12 & 24         | Bare Wire or Customer Specific Connector | FMVSS 108 & SAE |
|  | 17     | 2.5" Round   | <ul style="list-style-type: none"> <li>● Red</li> <li>● Amber</li> <li>○ White</li> </ul>                                  | Grommet & Flange | 12 & 24         | Bare Wire or Customer Specific Connector | FMVSS 108 & SAE |
|  | 18     | 1.95" x 4.8" | <ul style="list-style-type: none"> <li>● Red</li> <li>● Amber</li> <li>● Blue</li> <li>● Green</li> <li>○ White</li> </ul> | Surface          | 12 & 24         | Bare Wire or Customer Specific Connector | FMVSS 108 & SAE |
|  | 19     | 0.66" x 5.4" | <ul style="list-style-type: none"> <li>● Red</li> <li>● Amber</li> </ul>   | Surface          | 12 & 24         | Bare Wire or Customer Specific Connector | FMVSS 108 & SAE |
|  | 20     | 2.2" x 4.5"  | <ul style="list-style-type: none"> <li>● Amber</li> </ul>  | Surface          | 12 & 24         | Bare Wire or Customer Specific Connector | FMVSS 108 & SAE |

# SCHOOL BUS SIGNALS

|  | Series | Size | Available Colors | Mounting Options | Nominal Voltage | Standard Termination | Compliance | Options |
|--|--------|------|------------------|------------------|-----------------|----------------------|------------|---------|
|--|--------|------|------------------|------------------|-----------------|----------------------|------------|---------|

## STOP/TAIL/TURN

|   |    |              |       |                            |         |  |                 |                         |
|---|----|--------------|-------|----------------------------|---------|--|-----------------|-------------------------|
|    | 40 | 4" Round     | ● Red | Grommet; Flange            | 12 & 24 | Bare Wire or Customer Specific Connector | FMVSS 108 & SAE | Hard Coating; Regulator |
|    | 46 | 4" Round     | ● Red | Grommet; Flange            | 12 & 24 | Bare Wire or Customer Specific Connector | FMVSS 108 & SAE | Hard Coating; Regulator |
|    | 60 | 2" x 6" Oval | ● Red | Vertical Grommet; Flange   | 12 & 24 | Bare Wire or Customer Specific Connector | FMVSS 108 & SAE | Hard Coating; Regulator |
|    | 61 | 2" x 6" Oval | ● Red | Horizontal Grommet; Flange | 12 & 24 | Bare Wire or Customer Specific Connector | FMVSS 108 & SAE | Hard Coating; Regulator |
|   | 75 | 7" Round     | ● Red | Grommet; Flange            | 12 & 24 | Bare Wire or Customer Specific Connector | FMVSS 108 & SAE | Hard Coating; Regulator |
|  | 80 | 4" x 6.5"    | ● Red | Mounting Bracket           | 12 & 24 | Bare Wire or Customer Specific Connector | FMVSS 108 & SAE | Hard Coating; Regulator |
|  | 84 | 4.5" x 5.5"  | ● Red | Mounting Bracket           | 12 & 24 | Bare Wire or Customer Specific Connector | FMVSS 108 & SAE | Hard Coating; Regulator |

## CENTER HIGH MOUNTED STOP LAMP (CHMSL)

|   |    |              |       |                            |         |  |                 |                         |
|---|----|--------------|-------|----------------------------|---------|--|-----------------|-------------------------|
|  | 62 | 2" x 6" Oval | ● Red | Horizontal Grommet; Flange | 12 & 24 | Bare Wire or Customer Specific Connector | FMVSS 108 & SAE | Hard Coating; Regulator |
|  | 87 | 18" Strip    | ● Red | Surface                    | 12 & 24 | Bare Wire or Customer Specific Connector | FMVSS 108 & SAE |                         |







## WARNING LIGHTS

|   |    |          |                                 |         |         |  |                 |              |
|---|----|----------|---------------------------------|---------|---------|--|-----------------|--------------|
|  | 76 | 7" Round | ● Red<br>● Amber<br>● Red/Amber | Grommet | 12 & 24 | Bare Wire or Customer Specific Connector | FMVSS 108 & SAE | Hard Coating |
|---|----|----------|---------------------------------|---------|---------|--|-----------------|--------------|




# SCHOOL BUS SIGNALS

|  | Series | Size | Available Colors | Mounting Options | Nominal Voltage | Standard Termination | Compliance | Features | Options |
|--|--------|------|------------------|------------------|-----------------|----------------------|------------|----------|---------|
|--|--------|------|------------------|------------------|-----------------|----------------------|------------|----------|---------|




## REAR TURN

|   |    |              |         |                            |         |  |                 |        |              |
|---|----|--------------|---------|----------------------------|---------|--|-----------------|--------|--------------|
|    | 41 | 4" Round     | ● Amber | Grommet; Flange            | 12 & 24 | Bare Wire or Customer Specific Connector | FMVSS 108 & SAE | Housed | Hard Coating |
|    | 64 | 2" x 6" Oval | ● Amber | Vertical Grommet; Flange   | 12 & 24 | Bare Wire or Customer Specific Connector | FMVSS 108 & SAE | Housed | Hard Coating |
|    | 65 | 2" x 6" Oval | ● Amber | Horizontal Grommet; Flange | 12 & 24 | Bare Wire or Customer Specific Connector | FMVSS 108 & SAE | Housed | Hard Coating |
|    | 75 | 7" Round     | ● Amber | Grommet; Flange            | 12 & 24 | Bare Wire or Customer Specific Connector | FMVSS 108 & SAE | Potted | Hard Coating |
|   | 80 | 4" x 6.5"    | ● Amber | Mounting Bracket           | 12 & 24 | Bare Wire or Customer Specific Connector | FMVSS 108 & SAE | Potted | Hard Coating |
|  | 84 | 4.5" x 5.5"  | ● Amber | Mounting Bracket           | 12 & 24 | Bare Wire or Customer Specific Connector | FMVSS 108 & SAE | Potted | Hard Coating |

## FRONT TURN

|   |    |           |         |                  |         |  |                 |        |              |
|---|----|-----------|---------|------------------|---------|--|-----------------|--------|--------------|
|  | 42 | 4" Round  | ● Amber | Grommet; Flange  | 12 & 24 | Bare Wire or Customer Specific Connector | FMVSS 108 & SAE | Housed | Hard Coating |
|  | 42 | 4" Round  | ● Amber | Grommet; Flange  | 12 & 24 | Bare Wire or Customer Specific Connector | FMVSS 108 & SAE | Potted | Hard Coating |
|  | 81 | 4" x 6.5" | ● Amber | Mounting Bracket | 12 & 24 | Bare Wire or Customer Specific Connector | FMVSS 108 & SAE | Potted | Hard Coating |


## BACK UP

|   |    |              |         |                            |         |  |                 |        |              |
|---|----|--------------|---------|----------------------------|---------|--|-----------------|--------|--------------|
|  | 46 | 4" Round     | ○ White | Grommet; Flange            | 12 & 24 | Bare Wire or Customer Specific Connector | FMVSS 108 & SAE | Potted | Hard Coating |
|  | 71 | 7" Round     | ○ White | Grommet; Flange            | 12 & 24 | Bare Wire or Customer Specific Connector | FMVSS 108 & SAE | Potted | Hard Coating |
|  | 68 | 2" x 6" Oval | ○ White | Horizontal Grommet; Flange | 12 & 24 | Bare Wire or Customer Specific Connector | FMVSS 108 & SAE | Potted | Hard Coating |

# MILITARY / TACTICAL AND RAIL

|  | Series | Description        | Available Colors | Mounting Options | Nominal Voltage |
|--|--------|--------------------|------------------|------------------|-----------------|
|   | TFP    | Front Park         | ● Amber          | Surface          | 10-30           |
|   | TST    | Rear Tail          | ● Red            | Surface          | 10-30           |
|   | TMK    | Rectangular Marker | ● Red<br>● Amber | Surface          | 10-30           |
|   | TM4    | 45 Degree Marker   | ● Red<br>● Amber | Surface          | 10-30           |
|  | TBL    | Black-out Drive    | ● Green          | Surface          | 10-30           |
| <b>COMING SOON</b>   | TBU    | Back-up Light      | ○ White          | Surface          | 10-30           |

## RAIL

|   |     |                        |       |         |       |
|---|-----|------------------------|-------|---------|-------|
|  | P46 | 5.5" Rail Marker Light | ● Red | Surface | 24-90 |
|---|-----|------------------------|-------|---------|-------|

## ACCESSORIES

|   |        |                            |  |  |  |
|---|--------|----------------------------|--|--|--|
|  | 91802A | 18 Series Armor Guard      |  |  |  |
|  | 94001A | 40 Series Mounting Grommet |  |  |  |
|  | 96001A | 60 Series Mounting Grommet |  |  |  |

94012B 3 Position Packard Connector Kit, Male Connector, Female Terminals  
 94012C 3 Position Packard Connector Kit, Female Connector, Male Terminals  
 94511B 2 Position Packard Connector Kit, Male Connector, Female Terminals  
 94511C 2 Position Packard Connector Kit, Female Connector, Male Terminals

# BUS MARKERS

|   | Series | Size         | Available Colors  | Mounting Options | Nominal Voltage | Standard Termination          | Compliance      |
|---|--------|--------------|---|------------------|-----------------|-------------------------------|-----------------|
|    | 13     | 1" x 2.5"    | <ul style="list-style-type: none"> <li><span style="color: red;">●</span> Red</li> <li><span style="color: orange;">●</span> Amber</li> <li><span style="color: white;">○</span> White</li> </ul>   | Surface          | 12 & 24         | .180 bullets                  | FMVSS 108 & SAE |
|    | 15     | 0.88" x 4"   | <ul style="list-style-type: none"> <li><span style="color: red;">●</span> Red</li> <li><span style="color: orange;">●</span> Amber</li> <li><span style="color: white;">○</span> White</li> </ul>   | Surface          | 12 & 24         | .180 bullet and ring terminal | FMVSS 108 & SAE |
|    | 16     | 2" Round     | <ul style="list-style-type: none"> <li><span style="color: red;">●</span> Red</li> <li><span style="color: orange;">●</span> Amber</li> </ul>   | Grommet          | 12 & 24         | Packard Connector             | FMVSS 108 & SAE |
|   | 17     | 2.5" Round   | <ul style="list-style-type: none"> <li><span style="color: red;">●</span> Red</li> <li><span style="color: orange;">●</span> Amber</li> <li><span style="color: white;">○</span> White</li> </ul>   | Grommet Flange   | 12 & 24         | Packard Connector             | FMVSS 108 & SAE |
|  | 18     | 1.95" x 4.8" | <ul style="list-style-type: none"> <li><span style="color: red;">●</span> Red</li> <li><span style="color: orange;">●</span> Amber</li> <li><span style="color: blue;">●</span> Blue</li> <li><span style="color: green;">●</span> Green</li> <li><span style="color: white;">○</span> White</li> </ul> | Surface          | 12 & 24         | Packard Connector             | FMVSS 108 & SAE |
|  | 19     | 0.66" x 5.4" | <ul style="list-style-type: none"> <li><span style="color: red;">●</span> Red</li> <li><span style="color: orange;">●</span> Amber</li> </ul>   | Surface          | 12 & 24         | .180 bullet and ring terminal | FMVSS 108 & SAE |
|  | 20     | 2.2" x 4.5"  | <ul style="list-style-type: none"> <li><span style="color: orange;">●</span> Amber</li> </ul>   | Surface          | 12 & 24         | Packard Connector             | FMVSS 108 & SAE |
|  | 45     | 1.63" x 4.5" | <ul style="list-style-type: none"> <li><span style="color: red;">●</span> Red</li> <li><span style="color: orange;">●</span> Amber</li> </ul>   | Surface          | 12 & 24         | Packard Connector             | FMVSS 108 & SAE |

# BUS SIGNALS

|  | Series | Size | Available Colors | Mounting Options | Nominal Voltage | Standard Termination | Compliance | Features | Options |
|--|--------|------|------------------|------------------|-----------------|----------------------|------------|----------|---------|
|--|--------|------|------------------|------------------|-----------------|----------------------|------------|----------|---------|

## STOP/TAIL/TURN



|   |       |              |       |  |         |                         |                 |        |                         |
|---|-------|--------------|-------|--|---------|-------------------------|-----------------|--------|-------------------------|
|    | 40    | 4" Round     | ● Red | Grommet; Flange                        | 12 & 24 | 3 Way Packard Connector | FMVSS 108 & SAE | Housed | Hard Coating; Regulator |
|    | 46    | 4" Round     | ● Red | Grommet; Flange                        | 12 & 24 | 3 Way Packard Connector | FMVSS 108 & SAE | Potted | Hard Coating; Regulator |
|    | 60/64 | 2" x 6" Oval | ● Red | Vertical Grommet; Flange               | 12 & 24 | 3 Way Packard Connector | FMVSS 108 & SAE | Housed | Hard Coating; Regulator |
|  | 61/65 | 2" x 6" Oval | ● Red | Horizontal Grommet; Flange             | 12 & 24 | 3 Way Packard Connector | FMVSS 108 & SAE | Housed | Hard Coating; Regulator |
|  | 68    | 2" x 6" Oval | ● Red | Vertical or Horizontal Grommet; Flange | 12 & 24 | 3 Way Packard Connector | FMVSS 108 & SAE | Potted | Hard Coating; Regulator |
|  | 70    | 7" Round     | ● Red | Grommet; Flange                        | 12 & 24 | 3 Way Packard Connector | FMVSS 108 & SAE | Potted | Hard Coating; Regulator |
|  | 80    | 4" x 6.5"    | ● Red | Mounting Bracket                       | 12 & 24 | 3 Way Packard Connector | FMVSS 108 & SAE | Potted | Hard Coating            |
|  | 84    | 4.5" x 5.5"  | ● Red | Mounting Bracket                       | 12 & 24 | 3 Way Packard Connector | FMVSS 108 & SAE | Potted | Hard Coating            |



# BUS SIGNALS

|  | Series | Size | Available Colors | Mounting Options | Nominal Voltage | Standard Termination | Compliance | Features | Options |
|--|--------|------|------------------|------------------|-----------------|----------------------|------------|----------|---------|
|--|--------|------|------------------|------------------|-----------------|----------------------|------------|----------|---------|

## CHMSL (CENTER HIGH MOUNT STRIP LIGHT)

|   |    |              |       |                            |         |  |                 |        |                         |
|---|----|--------------|-------|----------------------------|---------|--|-----------------|--------|-------------------------|
|  | 62 | 2" x 6" Oval | ● Red | Horizontal Grommet; Flange | 12 & 24 | 2 Way Packard Connector                  | FMVSS 108 & SAE | Housed | Hard Coating; Regulator |
|  | 87 | 18" Strip    | ● Red | Surface                    | 12 & 24 | Bare Wire or Customer Specific Connector | FMVSS 108 & SAE | Potted | Hard Coating            |




## REAR TURN

|   |    |              |         |  |         |                         |                 |        |              |
|---|----|--------------|---------|--|---------|-------------------------|-----------------|--------|--------------|
|    | 41 | 4" Round     | ● Amber | Grommet; Flange                        | 12 & 24 | 2 Way Packard Connector | FMVSS 108 & SAE | Housed | Hard Coating |
|  | 64 | 2" x 6" Oval | ● Amber | Vertical Grommet; Flange               | 12 & 24 | 2 Way Packard Connector | FMVSS 108 & SAE | Housed | Hard Coating |
|  | 65 | 2" x 6" Oval | ● Amber | Horizontal Grommet; Flange             | 12 & 24 | 2 Way Packard Connector | FMVSS 108 & SAE | Housed | Hard Coating |
|  | 68 | 2" x 6" Oval | ● Amber | Vertical or Horizontal Grommet; Flange | 12 & 24 | 2 Way Packard Connector | FMVSS 108 & SAE | Potted | Hard Coating |
|  | 70 | 7" Round     | ● Amber | Grommet; Flange                        | 12 & 24 | 2 Way Packard Connector | FMVSS 108 & SAE | Potted | Hard Coating |
|  | 80 | 4" x 6.5"    | ● Amber | Mounting Bracket                       | 12 & 24 | 2 Way Packard Connector | FMVSS 108 & SAE | Potted | Hard Coating |
|  | 84 | 4.5" x 5.5"  | ● Amber | Mounting Bracket                       | 12 & 24 | 2 Way Packard Connector | FMVSS 108 & SAE | Potted | Hard Coating |

# BUS SIGNALS

|  | Series | Size | Available Colors | Mounting Options | Nominal Voltage | Standard Termination | Compliance | Features | Options |
|--|--------|------|------------------|------------------|-----------------|----------------------|------------|----------|---------|
|--|--------|------|------------------|------------------|-----------------|----------------------|------------|----------|---------|

## BACKUP

|   |    |              |         |                            |         |                         |                 |        |              |
|---|----|--------------|---------|----------------------------|---------|-------------------------|-----------------|--------|--------------|
|  | 46 | 4" Round     | ○ White | Grommet; Flange            | 12 & 24 | 2 Way Packard Connector | FMVSS 108 & SAE | Potted | Hard Coating |
|  | 68 | 2" x 6" Oval | ○ White | Horizontal Grommet; Flange | 12 & 24 | 2 Way Packard Connector | FMVSS 108 & SAE | Potted | Hard Coating |
|  | 71 | 7" Round     | ○ White | Grommet; Flange            | 12 & 24 | 2 Way Packard Connector | FMVSS 108 & SAE | Potted | Hard Coating |

## FRONT TURN

|   |    |              |         |                            |         |                         |                 |        |              |
|---|----|--------------|---------|----------------------------|---------|-------------------------|-----------------|--------|--------------|
|   | 42 | 4" Round     | ● Amber | Grommet; Flange            | 12 & 24 | 2 Way Packard Connector | FMVSS 108 & SAE | Housed | Hard Coating |
|  | 42 | 4" Round     | ● Amber | Grommet; Flange            | 12 & 24 | 2 Way Packard Connector | FMVSS 108 & SAE | Potted | Hard Coating |
|  | 66 | 2" x 6" Oval | ● Amber | Vertical Grommet; Flange   | 12 & 24 | 2 Way Packard Connector | FMVSS 108 & SAE | Housed | Hard Coating |
|  | 67 | 2" x 6" Oval | ● Amber | Horizontal Grommet; Flange | 12 & 24 | 2 Way Packard Connector | FMVSS 108 & SAE | Housed | Hard Coating |
|  | 67 | 2" x 6" Oval | ● Amber | Horizontal Grommet; Flange | 12 & 24 | 2 Way Packard Connector | FMVSS 108 & SAE | Potted | Hard Coating |
|  | 81 | 4" x 6.5"    | ● Amber | Mounting Bracket           | 12 & 24 | 2 Way Packard Connector | FMVSS 108 & SAE | Potted | Hard Coating |





# MODIFICATION STATION

*This selector guide provides a brief overview of our standard vehicle LED light sources. Found something you like, but your parameters are slightly different? Complete this form and fax it to us for consideration - with more than 65 years experience, we may already have your solution available!*

## Common modifications include:

### ► Different voltage

- Indicate the Series \_\_\_\_\_, color \_\_\_\_\_, voltage \_\_\_\_\_, circle **AC** or **DC**
- Internal regulators are not always possible; please indicate whether a regulator is needed, circle **YES** or **NO**. Dialight will provide standard wire leads, indicate length desired \_\_\_\_\_, circle unit of measure: **inch** or **mm**.

### ► Mounting

- Indicate grommet \_\_\_\_\_, or flange mount \_\_\_\_\_, flange color \_\_\_\_\_

### ► Coating

- Hard coating; circle **YES** or **NO**.

### ► Connectorized assembly

- Indicate the Series \_\_\_\_\_, color \_\_\_\_\_, voltage \_\_\_\_\_, length of wires from front of mounting panel to end of connector \_\_\_\_\_, circle unit of measure **inch** or **mm**, wire color for anode \_\_\_\_\_, wire color for cathode \_\_\_\_\_, desired connector style indicated by manufacturer name \_\_\_\_\_ and p/n \_\_\_\_\_

### ► Custom requirement - please provide us a drawing of your requirement and include all of the following information so we can expedite our response, and fax to **732-919-5778** or email **info@dialight.com**:

- |   |   |
|---|---|
| ► Estimated initial order _____ and estimated purchase quantity in first year _____ | ► Mounting considerations _____                 |
| ► Target cost _____   | ► Finish _____                                  |
| ► Dialight Distributor of choice _____  | ► Space constraints _____                       |
| ► Voltage - AC (also indicate frequency in Hz) or DC or both _____                  | ► Environmental issues _____                    |
| ► Color _____   | ► FMVSS, SAE or other safety requirements _____ |
| ► Lens style _____  | ► NEMA or IP water sealing requirements _____   |

### DRAWING



# THE LED ADVANTAGE

With the technological advancements in Light Emitting Diodes (LEDs) brightness can now rival the incandescent lamp when incorporated in similar packages such as the non-relampable indicator or Based LED bulbs. Dialight's LED products incorporate the latest in AlInGaP and InGaN LED technology, the technology that is used in all of our high reliability applications such as traffic lights, vehicle lights and aviation lighting.

## BENEFITS OF LEDs

| <b>FEATURE</b>             | <b>BENEFIT</b>                           |
|----------------------------|--|
| ▶ Operate life > 50k hours | ▶ Low maintenance                        |
| ▶ Solid State              | ▶ Impervious to shock and vibration      |
| ▶ Full range of colors     | ▶ Ability to mix and change dynamically  |
| ▶ Narrow band emitter      | ▶ 90% less energy for color applications |
| ▶ Low operate voltage      | ▶ Compatibility with controls            |
| ▶ No in-rush current       | ▶ Ease of power supply design            |
| ▶ Very fast - nanoseconds  | ▶ Safety and ability to multiplex        |
| ▶ Precision optics         | ▶ Higher utilization of light            |
| ▶ No mercury               | ▶ No disposal issues                     |

## COST COMPARISON BETWEEN LED AND INCANDESCENT BULBS



\* Cost includes:  
Replacement of bulb,  
labor, and energy savings

■ Based LED ■ Incandescent Bulbs

### Maximizing Light Output

In order to maximize the light output from LEDs, it is important to match the color of the lens cap to that of the emitting color of the LED. Unlike incandescent lamps, which emit light over the full spectrum, LEDs are monochromatic (emit one color). Since a lens cap is a filter, if not matched properly the overall light output may be substantially reduced.



# Why LED's?




- Last beyond 100,000 hours
- 10x more efficient than incandescent
- Low temperature operation
- Robust solid state construction
- Low voltage
- "Instant" switching operation
- Dynamic color control
- Precision optics

## Other LED Products offered by Dialight

- Surface Mount Indicators (Prism®)
- Circuit Board Indicators (CBI®)
- Optical Light Pipes (Optopipe®)
- Exterior & Interior Vehicle Lights
- LED-based Traffic Signal Products
- Obstruction Lights
- Rail Track and Car Signaling
- Illumination Products
- SpectraMix™ - Color Control Protocol
- Patented Light Engines

[www.dialight.com](http://www.dialight.com)



# Dialight



## ■ Dialight Corporate Office

1501 Route 34 South  
Farmingdale, NJ 07727 USA  
TEL: +1.732.919.3119  
FAX: +1.732.751.5778  
EMAIL: info@dialight.com

## ■ Dialight Ltd.

Exning Road  
Newmarket, Suffolk CB8 0AX UK  
TEL: +44.1638.666541  
FAX: +44.1638.561735  
EMAIL: dialight-sales@dialight.co.uk

[www.dialight.com](http://www.dialight.com)

20% post-consumer content 

LED Vehicle Lighting Selector  
Guide Version 5.0



# Mouser Electronics

Authorized Distributor

Click to View Pricing, Inventory, Delivery & Lifecycle Information:

## Dialight:

[400-91R](#) [621-01R](#) [130-71RT-804](#) [470-81CT-801](#) [870-51R](#) [170-82CT-802](#) [640-51R](#) [600-81RT-805](#) [140-01RT-801](#)  
[150-51R](#) [401-51R](#) [180-01R](#) [130-71R](#) [150-01RT-806](#) [411-81A](#) [600-81RT-804](#) [651-01RT-802](#) [150-71RT-802](#) [160-](#)  
[71RT-801](#) [620-91R](#) [130-71A](#) [401-01R](#) [150-01R](#) [180-01AT-801](#) [130-51R](#) [640-51A](#) [400-51RT-804](#) [460-71RT-802](#)  
[170-81RT-805](#) [170-82AT-801](#) [631-91A](#) [140-71R](#) [651-01AT-802](#) [160-71A](#) [170-82RT-804](#) [411-91A](#) [651-51R](#) [150-](#)  
[71A](#) [130-71AT-804](#) [460-51CT-801](#) [870-52R](#) [150-71RT-805](#) [181-11A](#) [400-71R](#) [130-51A](#) [130-51C](#) [130-52C](#) [140-](#)  
[01AT-802](#) [140-01RT-802](#) [140-02AT-803](#) [140-51R](#) [140-71A](#) [150-01A](#) [150-51A](#) [150-71AT-807](#) [150-71R](#) [160-01A](#)  
[160-01R](#) [160-71AT-801](#) [160-71R](#) [170-01R](#) [170-71A](#) [170-71R](#) [170-81CT-801](#) [170-81CT-803](#) [170-81CT-809](#) [170-](#)  
[81RT-803](#) [170-82CT-804](#) [170-82CT-807](#) [170-82CT-809](#) [170-82RT-806](#) [171-01A](#) [171-01R](#) [180-71A](#) [181-11R](#) [190-](#)  
[71A](#) [200-01AT-801](#) [200-51A](#) [200-71A](#) [401-61R](#) [410-51A](#) [410-71A](#) [410-71R](#) [411-01A](#) [411-01R](#) [411-41R](#) [411-51R](#)  
[411-61R](#) [411-61RT-806](#) [412-01A](#) [421-81AT-802](#) [421-91AT-803](#) [460-51C](#) [460-81CT-804](#) [461-01RT-804](#) [461-51R](#)  
[461-52R](#) [461-61R](#) [470-51C](#) [470-81CT-802](#)



Компания «ЭлектроПласт» предлагает заключение долгосрочных отношений при поставках импортных электронных компонентов на взаимовыгодных условиях!

Наши преимущества:

- Оперативные поставки широкого спектра электронных компонентов отечественного и импортного производства напрямую от производителей и с крупнейших мировых складов;
- Поставка более 17-ти миллионов наименований электронных компонентов;
- Поставка сложных, дефицитных, либо снятых с производства позиций;
- Оперативные сроки поставки под заказ (от 5 рабочих дней);
- Экспресс доставка в любую точку России;
- Техническая поддержка проекта, помощь в подборе аналогов, поставка прототипов;
- Система менеджмента качества сертифицирована по Международному стандарту ISO 9001;
- Лицензия ФСБ на осуществление работ с использованием сведений, составляющих государственную тайну;
- Поставка специализированных компонентов (Xilinx, Altera, Analog Devices, Intersil, Interpoint, Microsemi, Aeroflex, Peregrine, Syfer, Eurofarad, Texas Instrument, Miteq, Cobham, E2V, MA-COM, Hittite, Mini-Circuits, General Dynamics и др.);

Помимо этого, одним из направлений компании «ЭлектроПласт» является направление «Источники питания». Мы предлагаем Вам помощь Конструкторского отдела:

- Подбор оптимального решения, техническое обоснование при выборе компонента;
- Подбор аналогов;
- Консультации по применению компонента;
- Поставка образцов и прототипов;
- Техническая поддержка проекта;
- Защита от снятия компонента с производства.



#### Как с нами связаться

**Телефон:** 8 (812) 309 58 32 (многоканальный)

**Факс:** 8 (812) 320-02-42

**Электронная почта:** [org@eplast1.ru](mailto:org@eplast1.ru)

**Адрес:** 198099, г. Санкт-Петербург, ул. Калинина, дом 2, корпус 4, литера А.