



# Aluminum electrolytic capacitors

## Single-ended capacitors

**Series/Type:** 6 ( ' , &%

The following products presented in this data sheet are being withdrawn.

| Ordering Code      | Substitute Product | Date of Withdrawal | Deadline Last Orders | Last Shipments |
|--------------------|--------------------|--------------------|----------------------|----------------|
| see following page |                    | 2013-10-18         | 2014-01-18           | 2014-04-18     |

For further information please contact your nearest EPCOS sales office, which will also support you in selecting a suitable substitute. The addresses of our worldwide sales network are presented at [www.epcos.com/sales](http://www.epcos.com/sales).

© EPCOS AG 2015. Reproduction, publication and dissemination of this publication, enclosures hereto and the information contained therein without EPCOS' prior express consent is prohibited.

EPCOS AG is a TDK Group Company.

### Affected products (Ordering code)

|                     |
|---------------------|
| <b>B41821A2227*</b> |
| B41821A2277*        |
| B41821A2337*        |
| B41821A3107*        |
| B41821A3157*        |
| B41821A3227*        |
| B41821A4106*        |
| B41821A4107*        |
| B41821A4157*        |
| B41821A4476*        |
| B41821A4686*        |
| B41821A5107*        |
| B41821A5156*        |
| B41821A5226*        |
| B41821A5476*        |
| B41821A5686*        |
| B41821A6105*        |
| B41821A6106*        |
| B41821A6225*        |
| B41821A6226*        |
| B41821A6335*        |
| B41821A6336*        |

|              |
|--------------|
| B41821A6474* |
| B41821A6475* |
| B41821A6476* |
| B41821A7106* |
| B41821A7336* |
| B41821A7476* |
| B41821A7686* |
| B41821A8106* |
| B41821A8226* |
| B41821A8336* |
| B41821A8475* |
| B41821A8685* |
| B41821A9104* |
| B41821A9105* |
| B41821A9106* |
| B41821A9155* |
| B41821A9224* |
| B41821A9225* |
| B41821A9334* |
| B41821A9335* |
| B41821A9474* |
| B41821A9475* |

|                     |
|---------------------|
| B41821A9684*        |
| B41821F4227*        |
| B41821F5686*        |
| B41821F6686*        |
| B41821F7107*        |
| B41821F8226*        |
| B41821F8476*        |
| <b>B43821A1105*</b> |
| B43821A1155*        |
| B43821A1225*        |
| B43821A1335*        |
| B43821A1474*        |
| B43821A1684*        |
| B43821A2105*        |
| B43821A2155*        |
| B43821A2225*        |
| B43821A2335*        |
| B43821A2474*        |
| B43821A2684*        |
| B43821A4105*        |
| B43821A4474*        |
| B43821A4684*        |

|              |
|--------------|
| B43821F1475* |
| B43821F2105* |
| B43821F2225* |
| B43821F2474* |
| B43821F2684* |
| B43821F4225* |
| B43821K2335* |
| B43821R2475* |
|              |
|              |
|              |
|              |
|              |
|              |
|              |
|              |
|              |

## General-purpose grade capacitors

### Applications

- General-purpose applications in the entertainment industry
- Semi-professional to professional application range
- For filtering, coupling and pulse circuits

### Features

- Compact dimensions
- High CV product, i.e. very compact
- RoHS-compatible

### Construction

- Radial leads
- Charge-discharge proof, polar
- Aluminum case with insulating sleeve
- Minus pole marking on the insulating sleeve
- Case with safety vent from diameter 6.3 mm

### Delivery mode

Terminal configurations and packing:

- Bulk
- Taped, Ammo pack
- Cut
- Kinked
- PAPR (protection against polarity reversal):  
crimped leads, J leads, bent leads

Refer to chapter "Single-ended capacitors – Taping, packing and lead configurations" for further details.




**Specifications and characteristics in brief**

|  |   |            |                         |            |   |              |      |      |      |                |
|--|---|------------|-------------------------|------------|---|--------------|------|------|------|----------------|
| Series   | B41821  |            | B43821                  |            |   |              |      |      |      |                |
| Rated voltage $V_R$  | 6.3 ... 100 V DC  |            | 160 ... 450 V DC        |            |   |              |      |      |      |                |
| Surge voltage $V_S$  | $1.15 \cdot V_R$  |            | $1.1 \cdot V_R$         |            |   |              |      |      |      |                |
| Rated capacitance $C_R$  | 0.1 ... 10000 $\mu$ F   |            | 0.47 ... 680 $\mu$ F    |            |   |              |      |      |      |                |
| Capacitance tolerance  | $\pm 20\% \triangleq M$   |            | $\pm 20\% \triangleq M$ |            |   |              |      |      |      |                |
| Dissipation factor $\tan \delta$<br>(20 °C, 120 Hz)  | For capacitance higher than 1000 $\mu$ F add 0.02 for every increase of 1000 $\mu$ F.   |            |                         |            |   |              |      |      |      |                |
|  | $V_R$ (V DC)  | 6.3        | 10                      | 16         | 25  | 35           | 50   | 63   | 100  | 160 ...<br>450 |
|  | $\tan \delta$ (max.)  | 0.28       | 0.24                    | 0.20       | 0.16  | 0.14         | 0.12 | 0.12 | 0.10 | 0.20           |
| Leakage current $I_{leak}$<br>(20 °C, 5 min)   | $I_{leak} = 0.01 \mu A \cdot \left( \frac{C_R}{\mu F} \cdot \frac{V_R}{V} \right)$<br>or 3 $\mu$ A, whichever is greater  |            |                         |            | $I_{leak} = 0.03 \mu A \cdot \left( \frac{C_R}{\mu F} \cdot \frac{V_R}{V} \right) + 15 \mu A$ |              |      |      |      |                |
| Self-inductance ESL  | Diameter (mm)   | $\leq 6.3$ | 8 ... 12.5              | 16         | 18  | 20 ...<br>25 |      |      |      |                |
|  | ESL (nH)  | 15         | 20                      | 26         | 34  | 40           |      |      |      |                |
| Useful life<br>85 °C; $V_R$ ; $I_{AC,R}$<br>40 °C; $V_R$ ; $1.3 \cdot I_{AC,R}$<br>40 °C; $V_R$ ; $1.6 \cdot I_{AC,R}$ | > 2000 h  |            |                         | > 3000 h   |   |              |      |      |      |                |
|  | > 100000 h  |            |                         | –          |   |              |      |      |      |                |
|  | –   |            |                         | > 100000 h |   |              |      |      |      |                |
| Requirements   | $\Delta C/C \leq \pm 45\%$ of initial value<br>$\tan \delta \leq 3$ times initial specified limit<br>$I_{leak} \leq$ initial specified limit  |            |                         |            |   |              |      |      |      |                |
| Voltage endurance test<br>85 °C; $V_R$   | 2000 h  |            |                         | 2000 h     |   |              |      |      |      |                |
| Post test requirements   | $\Delta C/C \leq \pm 30\%$ of initial value<br>$\tan \delta \leq 2$ times initial specified limit<br>$I_{leak} \leq$ initial specified limit  |            |                         |            |   |              |      |      |      |                |
| Vibration resistance test  | To IEC 60068-2-6, test Fc:<br>Frequency range 10 Hz ... 2 kHz, displacement amplitude 1.5 mm, acceleration max. 20 g, duration $3 \times 2$ h.<br>Capacitor rigidly clamped by the aluminum case. |            |                         |            |   |              |      |      |      |                |
| IEC climatic category  | To IEC 60068-1:<br>$V_R \leq 250$ V: 40/085/56 (–40 °C/+85 °C/56 days damp heat test)<br>$V_R \geq 350$ V: 25/085/56 (–25 °C/+85 °C/56 days damp heat test)                                       |            |                         |            |   |              |      |      |      |                |
| Sectional specification  | IEC 60384-4   |            |                         |            |   |              |      |      |      |                |



**B41821, B43821**

**Standard series – 85 °C**

**Dimensional drawings**

**With stand-off rubber seal**

Diameters (mm):

6.3, 10, 12.5, 16, 18, 22, 25

**With flat rubber seal**

Diameters (mm):

5, 8, 20



Safety vent for diameter  $\geq 6.3$  mm.

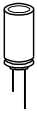
**Dimensions and weights**

| Dimensions (mm) |           |             |                 | Approx. weight |
|-----------------|-----------|-------------|-----------------|----------------|
| d +0.5          | l         | a $\pm 0.5$ | b               | g              |
| 5               | 11 +1.0   | 2.0         | 0.50 $\pm 0.05$ | 0.5            |
| 6.3             | 11 +1.0   | 2.5         | 0.50 $\pm 0.05$ | 0.7            |
| 8               | 11.5 +1.5 | 3.5         | 0.60 $\pm 0.05$ | 1.0            |
| 10              | 12.5 +1.0 | 5.0         | 0.60 $\pm 0.05$ | 1.6            |
| 10              | 16 +1.0   | 5.0         | 0.60 $\pm 0.05$ | 1.9            |
| 10              | 20 +2.0   | 5.0         | 0.60 $\pm 0.05$ | 2.6            |
| 12.5            | 20 +2.0   | 5.0         | 0.60 $\pm 0.05$ | 3.6            |
| 12.5            | 25 +2.0   | 5.0         | 0.60 $\pm 0.05$ | 4.5            |
| 16              | 20 +2.0   | 7.5         | 0.80 $\pm 0.05$ | 5.5            |
| 16              | 25 +2.0   | 7.5         | 0.80 $\pm 0.05$ | 7.5            |
| 16              | 31.5 +2.0 | 7.5         | 0.80 $\pm 0.05$ | 7.8            |
| 18              | 31.5 +2.0 | 7.5         | 0.80 $\pm 0.1$  | 11.0           |
| 18              | 35 +2.0   | 7.5         | 0.80 $\pm 0.1$  | 13.0           |
| 18              | 40 +2.0   | 7.5         | 0.80 $\pm 0.1$  | 16.0           |
| 20              | 30 +2.0   | 10.0        | 1.0 $\pm 0.1$   | 14.0           |
| 20              | 35 +2.0   | 10.0        | 1.0 $\pm 0.1$   | 18.0           |
| 20              | 40 +2.0   | 10.0        | 1.0 $\pm 0.1$   | 20.0           |
| 22              | 40 +2.0   | 10.0        | 1.0 $\pm 0.1$   | 23.0           |
| 25              | 40 +2.0   | 12.5        | 1.0 $\pm 0.1$   | 25.0           |


**Overview of available types – B41821**

Other voltage and capacitance ratings are available upon request.

| $V_R$ (V DC)     | 6.3                               | 10        | 16                   | 25                    | 35        |
|------------------|-----------------------------------|-----------|----------------------|-----------------------|-----------|
|                  | Case dimensions $d \times l$ (mm) |           |                      |                       |           |
| $C_R$ ( $\mu$ F) |                                   |           |                      |                       |           |
| 33               |                                   |           |                      |                       | 5 × 11    |
| 47               |                                   |           |                      | 5 × 11                | 5 × 11    |
| 68               |                                   |           |                      | 5 × 11                | 6.3 × 11  |
| 100              |                                   | 5 × 11    | 5 × 11               | 6.3 × 11              | 6.3 × 11  |
| 220              |                                   | 6.3 × 11  | 6.3 × 11             | 8 × 11.5              | 8 × 11.5  |
| 330              | 6.3 × 11                          | 8 × 11.5  | 8 × 11.5             | 8 × 11.5<br>10 × 12.5 | 10 × 12.5 |
| 470              | 8 × 11.5                          | 8 × 11.5  | 8 × 11.5             | 10 × 12.5             | 10 × 16   |
| 680              | 8 × 11.5                          | 10 × 12.5 | 10 × 12.5            | 10 × 16               | 10 × 20   |
| 1000             | 10 × 12.5                         | 10 × 12.5 | 10 × 16              | 10 × 20               | 12.5 × 20 |
| 1500             | 10 × 16                           | 10 × 20   | 10 × 20              | 12.5 × 20             | 16 × 20   |
| 2200             | 10 × 20                           | 10 × 20   | 12.5 × 20            | 12.5 × 25             | 16 × 25   |
| 3300             | 10 × 20                           | 12.5 × 25 | 12.5 × 25<br>16 × 25 | 16 × 25               | 16 × 31.5 |
| 4700             | 12.5 × 25                         | 16 × 20   | 16 × 25              | 16 × 31.5             | 18 × 35   |
| 6800             |                                   | 16 × 25   | 16 × 31.5            | 18 × 35               | 18 × 40   |
| 10000            |                                   | 18 × 31.5 | 18 × 35              | 20 × 40               |           |


**B41821**
**Standard series – 85 °C**

| $V_R$ (V DC)     | 50                                | 63        | 100                   |
|------------------|-----------------------------------|-----------|-----------------------|
|                  | Case dimensions $d \times l$ (mm) |           |                       |
| $C_R$ ( $\mu$ F) |                                   |           |                       |
| 0.10             |                                   |           | 5 × 11                |
| 0.22             |                                   |           | 5 × 11                |
| 0.33             |                                   |           | 5 × 11                |
| 0.47             |                                   |           | 5 × 11                |
| 0.68             |                                   |           | 5 × 11                |
| 1.0              |                                   |           | 5 × 11                |
| 2.2              |                                   |           | 5 × 11                |
| 3.3              |                                   |           | 5 × 11                |
| 4.7              |                                   |           | 5 × 11                |
| 10               | 5 × 11                            | 5 × 11    | 6.3 × 11              |
| 22               | 5 × 11                            | 5 × 11    | 8 × 11.5              |
| 33               | 6.3 × 11                          | 6.3 × 11  | 8 × 11.5<br>10 × 12.5 |
| 47               | 6.3 × 11                          | 6.3 × 11  | 10 × 12.5             |
| 68               | 6.3 × 11                          | 8 × 11.5  | 10 × 16               |
| 100              | 8 × 11.5                          | 8 × 11.5  | 10 × 20               |
| 220              | 10 × 12.5                         | 10 × 16   | 12.5 × 25             |
| 330              | 10 × 16                           | 10 × 20   | 16 × 25               |
| 470              | 10 × 20                           | 12.5 × 20 | 16 × 31.5             |
| 680              | 12.5 × 20                         | 16 × 20   | 18 × 40               |
| 1000             | 12.5 × 25                         | 16 × 25   | 18 × 40<br>20 × 40    |
| 1500             | 16 × 25                           | 18 × 31.5 |                       |
| 2200             | 16 × 31.5                         | 18 × 35   |                       |
| 3300             | 18 × 35                           | 20 × 40   |                       |
| 4700             | 20 × 40                           | 25 × 40   |                       |


**Overview of available types – B43821**

Other voltage and capacitance ratings are available upon request.

| $V_R$ (V DC)     | 160                               | 200       | 250       | 350                  | 400       | 450       |
|------------------|-----------------------------------|-----------|-----------|----------------------|-----------|-----------|
|                  | Case dimensions $d \times l$ (mm) |           |           |                      |           |           |
| $C_R$ ( $\mu$ F) |                                   |           |           |                      |           |           |
| 0.47             |                                   |           | 6.3 × 11  | 6.3 × 11             |           |           |
| 0.68             |                                   |           | 6.3 × 11  | 6.3 × 11             |           |           |
| 1.0              | 6.3 × 11                          | 6.3 × 11  | 6.3 × 11  | 6.3 × 11             |           |           |
| 2.2              | 6.3 × 11                          | 6.3 × 11  | 6.3 × 11  | 6.3 × 11<br>8 × 11.5 | 8 × 11.5  | 8 × 11.5  |
| 3.3              | 6.3 × 11                          | 6.3 × 11  | 6.3 × 11  | 8 × 11.5             | 8 × 11.5  | 10 × 12.5 |
| 4.7              | 6.3 × 11                          | 6.3 × 11  | 8 × 11.5  | 8 × 11.5             | 10 × 12.5 | 10 × 12.5 |
| 10               | 8 × 11.5                          | 8 × 11.5  | 10 × 12.5 | 10 × 16              | 10 × 20   | 10 × 20   |
| 22               | 10 × 12.5<br>10 × 16              | 10 × 16   | 10 × 20   | 12.5 × 20            | 12.5 × 25 | 12.5 × 25 |
| 33               | 10 × 16<br>10 × 20                | 10 × 20   | 12.5 × 20 | 12.5 × 25            | 16 × 20   | 16 × 25   |
| 47               | 10 × 20<br>12.5 × 20              | 12.5 × 20 | 12.5 × 25 | 16 × 25              | 16 × 25   | 16 × 31.5 |
| 68               | 12.5 × 20                         | 12.5 × 25 | 16 × 25   | 16 × 31.5            | 18 × 31.5 | 18 × 35   |
| 100              | 12.5 × 25<br>16 × 25              | 16 × 25   | 16 × 31.5 | 18 × 35              | 18 × 40   | 20 × 40   |
| 220              | 16 × 31.5<br>18 × 31.5            | 18 × 31.5 | 18 × 40   |                      |           |           |
| 330              | 18 × 35                           | 20 × 35   | 22 × 40   |                      |           |           |
| 470              | 20 × 40                           | 22 × 40   |           |                      |           |           |
| 680              | 25 × 40                           |           |           |                      |           |           |




**B41821**
**Standard series – 85 °C**
**Technical data and ordering codes – B41821**

| $C_R$<br>120 Hz<br>20 °C<br>$\mu\text{F}$  | Case dimensions<br>$d \times l$<br>mm | $\text{ESR}_{\text{max}}$<br>120 Hz<br>20 °C<br>$\Omega$ | $I_{\text{AC,R}}$<br>120 Hz<br>85 °C<br>mA | Ordering code<br>(composition see below) |
|--|---------------------------------------|--|--|--|
| <b><math>V_R = 6.3 \text{ V DC}</math></b> |                                       |  |  |  |
| 330  | 6.3 × 11                              | 1.4  | 280  | B41821A2337M***                          |
| 470  | 8 × 11.5                              | 1.0  | 380  | B41821B2477M***                          |
| 680  | 8 × 11.5                              | 0.68   | 400  | B41821F2687M***                          |
| 1000                                       | 10 × 12.5                             | 0.46   | 650  | B41821A2108M***                          |
| 1500                                       | 10 × 16                               | 0.31   | 750  | B41821A2158M***                          |
| 2200                                       | 10 × 20                               | 0.23   | 1000                                       | B41821A2228M***                          |
| 3300                                       | 10 × 20                               | 0.16   | 1190                                       | B41821A2338M***                          |
| 4700                                       | 12.5 × 25                             | 0.12   | 1600                                       | B41821A2478M***                          |
| <b><math>V_R = 10 \text{ V DC}</math></b>  |                                       |  |  |  |
| 100  | 5 × 11                                | 4.0  | 145  | B41821A3107M***                          |
| 220  | 6.3 × 11                              | 1.8  | 240  | B41821A3227M***                          |
| 330  | 8 × 11.5                              | 1.2  | 290  | B41821B3337M***                          |
| 470  | 8 × 11.5                              | 0.85   | 400  | B41821A3477M***                          |
| 680  | 10 × 12.5                             | 0.59   | 460  | B41821A3687M***                          |
| 1000                                       | 10 × 12.5                             | 0.40   | 650  | B41821A3108M***                          |
| 1500                                       | 10 × 20                               | 0.27   | 740  | B41821A3158M***                          |
| 2200                                       | 10 × 20                               | 0.20   | 1100                                       | B41821A3228M***                          |
| 3300                                       | 12.5 × 25                             | 0.14   | 1550                                       | B41821A3338M***                          |
| 4700                                       | 16 × 20                               | 0.11   | 1700                                       | B41821A3478M***                          |
| 6800                                       | 16 × 25                               | 0.08   | 2250                                       | B41821F3688M***                          |
| 10000                                      | 18 × 31.5                             | 0.07   | 2600                                       | B41821F3109M***                          |
| <b><math>V_R = 16 \text{ V DC}</math></b>  |                                       |  |  |  |
| 100  | 5 × 11                                | 3.3  | 180  | B41821A4107M***                          |
| 220  | 6.3 × 11                              | 1.5  | 260  | B41821F4227M***                          |
| 330  | 8 × 11.5                              | 1.0  | 370  | B41821B4337M***                          |
| 470  | 8 × 11.5                              | 0.71   | 440  | B41821F4477M***                          |

**Composition of ordering code**

\*\*\* = Version

000 = for standard leads, bulk

 001 = for kinked leads, bulk (from  $d \times l = 10 \times 20 \text{ mm}$  to  $18 \times 40 \text{ mm}$ )

 002 = for cut leads, bulk (from  $d \times l = 10 \times 12.5 \text{ mm}$  to  $22 \times 40 \text{ mm}$ )

 003 = for crimped leads, blister (from  $d \times l = 16 \times 20 \text{ mm}$  to  $20 \times 40 \text{ mm}$ )

 004 = for J leads, blister (from  $d \times l = 10 \times 12.5 \text{ mm}$  to  $18 \times 35 \text{ mm}$ )

 006 = for taped leads, Ammo pack, lead spacing  $F = 3.5 \text{ mm}$  (for  $d = 8 \text{ mm}$ )

 007 = for taped leads, Ammo pack, lead spacing  $F = 2.5 \text{ mm}$  (from  $d = 5 \text{ mm}$  to  $6.3 \text{ mm}$ )

 008 = for taped leads, Ammo pack, lead spacing  $F = 5.0 \text{ mm}$  (from  $d \times l = 5 \times 11 \text{ mm}$  to  $12.5 \times 25 \text{ mm}$ )

 009 = for taped leads, Ammo pack, lead spacing  $F = 7.5 \text{ mm}$  (for  $d \times l = 16 \times 20 \dots 16 \times 31.5 \text{ mm}$  and  $18 \times 25 \dots 18 \times 31.5 \text{ mm}$ )

 012 = for bent 90° leads, blister (for  $\varnothing 16$  and  $18 \text{ mm}$ )


**B41821**
**Standard series – 85 °C**
**Technical data and ordering codes – B41821**

| $C_R$<br>120 Hz<br>20 °C<br>$\mu\text{F}$ | Case dimensions<br>$d \times l$<br>mm | $\text{ESR}_{\text{max}}$<br>120 Hz<br>20 °C<br>$\Omega$ | $I_{\text{AC,R}}$<br>120 Hz<br>85 °C<br>mA | Ordering code<br>(composition see below) |
|---|---------------------------------------|--|--|--|
| <b><math>V_R = 16 \text{ V DC}</math></b> |                                       |  |  |  |
| 680                                       | 10 × 12.5                             | 0.49   | 600  | B41821F4687M***                          |
| 1000                                      | 10 × 16                               | 0.33   | 790  | B41821A4108M***                          |
| 1500                                      | 10 × 20                               | 0.22   | 950  | B41821F4158M***                          |
| 2200                                      | 12.5 × 20                             | 0.17   | 1300                                       | B41821K4228M***                          |
| 3300                                      | 12.5 × 25                             | 0.12   | 1700                                       | B41821F4338M***                          |
| 3300                                      | 16 × 25                               | 0.12   | 1800                                       | B41821A4338M***                          |
| 4700                                      | 16 × 25                               | 0.09   | 2100                                       | B41821A4478M***                          |
| 6800                                      | 16 × 31.5                             | 0.07   | 2300                                       | B41821F4688M***                          |
| 10000                                     | 18 × 35                               | 0.06   | 2750                                       | B41821F4109M***                          |
| <b><math>V_R = 25 \text{ V DC}</math></b> |                                       |  |  |  |
| 47  | 5 × 11                                | 5.6  | 115  | B41821A5476M***                          |
| 68  | 5 × 11                                | 3.9  | 125  | B41821F5686M***                          |
| 100                                       | 6.3 × 11                              | 2.7  | 190  | B41821A5107M***                          |
| 220                                       | 8 × 11.5                              | 1.2  | 330  | B41821B5227M***                          |
| 330                                       | 8 × 11.5                              | 0.80   | 440  | B41821F5337M***                          |
| 330                                       | 10 × 12.5                             | 0.80   | 440  | B41821A5337M***                          |
| 470                                       | 10 × 12.5                             | 0.56   | 550  | B41821B5477M***                          |
| 680                                       | 10 × 16                               | 0.39   | 630  | B41821F5687M***                          |
| 1000                                      | 10 × 20                               | 0.27   | 960  | B41821A5108M***                          |
| 1500                                      | 12.5 × 20                             | 0.18   | 1100                                       | B41821F5158M***                          |
| 2200                                      | 12.5 × 25                             | 0.14   | 1550                                       | B41821F5228M***                          |
| 3300                                      | 16 × 25                               | 0.10   | 1980                                       | B41821A5338M***                          |
| 4700                                      | 16 × 31.5                             | 0.08   | 2450                                       | B41821A5478M***                          |
| 6800                                      | 18 × 35                               | 0.06   | 2650                                       | B41821F5688M***                          |
| 10000                                     | 20 × 40                               | 0.06   | 2900                                       | B41821F5109M***                          |

**Composition of ordering code**

\*\*\* = Version

000 = for standard leads, bulk

 001 = for kinked leads, bulk (from  $d \times l = 10 \times 20 \text{ mm}$  to  $18 \times 40 \text{ mm}$ )

 002 = for cut leads, bulk (from  $d \times l = 10 \times 12.5 \text{ mm}$  to  $22 \times 40 \text{ mm}$ )

 003 = for crimped leads, blister (from  $d \times l = 16 \times 20 \text{ mm}$  to  $20 \times 40 \text{ mm}$ )

 004 = for J leads, blister (from  $d \times l = 10 \times 12.5 \text{ mm}$  to  $18 \times 35 \text{ mm}$ )

 006 = for taped leads, Ammo pack, lead spacing  $F = 3.5 \text{ mm}$  (for  $d = 8 \text{ mm}$ )

 007 = for taped leads, Ammo pack, lead spacing  $F = 2.5 \text{ mm}$  (from  $d = 5 \text{ mm}$  to  $6.3 \text{ mm}$ )

 008 = for taped leads, Ammo pack, lead spacing  $F = 5.0 \text{ mm}$  (from  $d \times l = 5 \times 11 \text{ mm}$  to  $12.5 \times 25 \text{ mm}$ )

 009 = for taped leads, Ammo pack, lead spacing  $F = 7.5 \text{ mm}$  (for  $d \times l = 16 \times 20 \dots 16 \times 31.5 \text{ mm}$  and  $18 \times 25 \dots 18 \times 31.5 \text{ mm}$ )

 012 = for bent 90° leads, blister (for  $\varnothing 16$  and  $18 \text{ mm}$ )


**B41821**
**Standard series – 85 °C**
**Technical data and ordering codes – B41821**

| $C_R$<br>120 Hz<br>20 °C<br>$\mu\text{F}$ | Case dimensions<br>$d \times l$<br>mm | $\text{ESR}_{\text{max}}$<br>120 Hz<br>20 °C<br>$\Omega$ | $I_{\text{AC,R}}$<br>120 Hz<br>85 °C<br>mA | Ordering code<br>(composition see below) |
|---|---------------------------------------|--|--|--|
| <b><math>V_R = 35 \text{ V DC}</math></b> |                                       |  |  |  |
| 33  | 5 × 11                                | 7.0  | 105  | B41821A7336M***                          |
| 47  | 5 × 11                                | 4.9  | 130  | B41821A7476M***                          |
| 68  | 6.3 × 11                              | 3.4  | 160  | B41821A7686M***                          |
| 100                                       | 6.3 × 11                              | 2.3  | 210  | B41821F7107M***                          |
| 220                                       | 8 × 11.5                              | 1.1  | 385  | B41821F7227M***                          |
| 330                                       | 10 × 12.5                             | 0.70   | 490  | B41821A7337M***                          |
| 470                                       | 10 × 16                               | 0.49   | 650  | B41821A7477M***                          |
| 680                                       | 10 × 20                               | 0.34   | 840  | B41821A7687M***                          |
| 1000                                      | 12.5 × 20                             | 0.23   | 1150                                       | B41821K7108M***                          |
| 1500                                      | 16 × 20                               | 0.15   | 1400                                       | B41821F7158M***                          |
| 2200                                      | 16 × 25                               | 0.12   | 1800                                       | B41821F7228M***                          |
| 3300                                      | 16 × 31.5                             | 0.09   | 2100                                       | B41821F7338M***                          |
| 4700                                      | 18 × 35                               | 0.07   | 2550                                       | B41821F7478M***                          |
| 6800                                      | 18 × 40                               | 0.06   | 2800                                       | B41821K7688M***                          |
| <b><math>V_R = 50 \text{ V DC}</math></b> |                                       |  |  |  |
| 10  | 5 × 11                                | 20   | 60   | B41821A6106M***                          |
| 22  | 5 × 11                                | 9.0  | 95   | B41821A6226M***                          |
| 33  | 6.3 × 11                              | 6.0  | 110  | B41821A6336M***                          |
| 47  | 6.3 × 11                              | 4.2  | 155  | B41821A6476M***                          |
| 68  | 6.3 × 11                              | 2.9  | 210  | B41821F6686M***                          |
| 100                                       | 8 × 11.5                              | 2.0  | 260  | B41821A6107M***                          |
| 220                                       | 10 × 12.5                             | 0.90   | 430  | B41821A6227M***                          |
| 330                                       | 10 × 16                               | 0.60   | 590  | B41821A6337M***                          |

**Composition of ordering code**

\*\*\* = Version

000 = for standard leads, bulk

 001 = for kinked leads, bulk (from  $d \times l = 10 \times 20 \text{ mm}$  to  $18 \times 40 \text{ mm}$ )

 002 = for cut leads, bulk (from  $d \times l = 10 \times 12.5 \text{ mm}$  to  $22 \times 40 \text{ mm}$ )

 003 = for crimped leads, blister (from  $d \times l = 16 \times 20 \text{ mm}$  to  $20 \times 40 \text{ mm}$ )

 004 = for J leads, blister (from  $d \times l = 10 \times 12.5 \text{ mm}$  to  $18 \times 35 \text{ mm}$ )

 006 = for taped leads, Ammo pack, lead spacing  $F = 3.5 \text{ mm}$  (for  $d = 8 \text{ mm}$ )

 007 = for taped leads, Ammo pack, lead spacing  $F = 2.5 \text{ mm}$  (from  $d = 5 \text{ mm}$  to  $6.3 \text{ mm}$ )

 008 = for taped leads, Ammo pack, lead spacing  $F = 5.0 \text{ mm}$  (from  $d \times l = 5 \times 11 \text{ mm}$  to  $12.5 \times 25 \text{ mm}$ )

 009 = for taped leads, Ammo pack, lead spacing  $F = 7.5 \text{ mm}$  (for  $d \times l = 16 \times 20 \dots 16 \times 31.5 \text{ mm}$  and  $18 \times 25 \dots 18 \times 31.5 \text{ mm}$ )

 012 = for bent 90° leads, blister (for  $\varnothing 16$  and  $18 \text{ mm}$ )


**B41821**
**Standard series – 85 °C**
**Technical data and ordering codes – B41821**

| $C_R$<br>120 Hz<br>20 °C<br>$\mu\text{F}$ | Case dimensions<br>$d \times l$<br>mm | $\text{ESR}_{\text{max}}$<br>120 Hz<br>20 °C<br>$\Omega$ | $I_{\text{AC,R}}$<br>120 Hz<br>85 °C<br>mA | Ordering code<br>(composition see below) |
|---|---------------------------------------|--|--|--|
| <b><math>V_R = 50 \text{ V DC}</math></b> |                                       |  |  |  |
| 470                                       | 10 × 20                               | 0.42   | 760  | B41821A6477M***                          |
| 680                                       | 12.5 × 20                             | 0.29   | 1000                                       | B41821F6687M***                          |
| 1000                                      | 12.5 × 25                             | 0.20   | 1350                                       | B41821F6108M***                          |
| 1500                                      | 16 × 25                               | 0.13   | 1800                                       | B41821F6158M***                          |
| 2200                                      | 16 × 31.5                             | 0.11   | 1980                                       | B41821F6228M***                          |
| 3300                                      | 18 × 35                               | 0.08   | 2500                                       | B41821F6338M***                          |
| 4700                                      | 20 × 40                               | 0.06   | 2800                                       | B41821K6478M***                          |
| <b><math>V_R = 63 \text{ V DC}</math></b> |                                       |  |  |  |
| 10  | 5 × 11                                | 20   | 65   | B41821A8106M***                          |
| 22  | 5 × 11                                | 9.0  | 100  | B41821F8226M***                          |
| 33  | 6.3 × 11                              | 6.0  | 140  | B41821A8336M***                          |
| 47  | 6.3 × 11                              | 4.2  | 170  | B41821F8476M***                          |
| 68  | 8 × 11.5                              | 2.9  | 220  | B41821F8686M***                          |
| 100                                       | 8 × 11.5                              | 2.0  | 280  | B41821F8107M***                          |
| 220                                       | 10 × 16                               | 0.90   | 490  | B41821A8227M***                          |
| 330                                       | 10 × 20                               | 0.60   | 710  | B41821A8337M***                          |
| 470                                       | 12.5 × 20                             | 0.42   | 900  | B41821F8477M***                          |
| 680                                       | 16 × 20                               | 0.29   | 1100                                       | B41821F8687M***                          |
| 1000                                      | 16 × 25                               | 0.20   | 1300                                       | B41821F8108M***                          |
| 1500                                      | 18 × 31.5                             | 0.13   | 1800                                       | B41821F8158M***                          |
| 2200                                      | 18 × 35                               | 0.11   | 2300                                       | B41821K8228M***                          |
| 3300                                      | 20 × 40                               | 0.08   | 2700                                       | B41821A8338M***                          |
| 4700                                      | 25 × 40                               | 0.06   | 3200                                       | B41821F8478M***                          |

**Composition of ordering code**

\*\*\* = Version

000 = for standard leads, bulk

 001 = for kinked leads, bulk (from  $d \times l = 10 \times 20 \text{ mm}$  to  $18 \times 40 \text{ mm}$ )

 002 = for cut leads, bulk (from  $d \times l = 10 \times 12.5 \text{ mm}$  to  $22 \times 40 \text{ mm}$ )

 003 = for crimped leads, blister (from  $d \times l = 16 \times 20 \text{ mm}$  to  $20 \times 40 \text{ mm}$ )

 004 = for J leads, blister (from  $d \times l = 10 \times 12.5 \text{ mm}$  to  $18 \times 35 \text{ mm}$ )

 006 = for taped leads, Ammo pack, lead spacing  $F = 3.5 \text{ mm}$  (for  $d = 8 \text{ mm}$ )

 007 = for taped leads, Ammo pack, lead spacing  $F = 2.5 \text{ mm}$  (from  $d = 5 \text{ mm}$  to  $6.3 \text{ mm}$ )

 008 = for taped leads, Ammo pack, lead spacing  $F = 5.0 \text{ mm}$  (from  $d \times l = 5 \times 11 \text{ mm}$  to  $12.5 \times 25 \text{ mm}$ )

 009 = for taped leads, Ammo pack, lead spacing  $F = 7.5 \text{ mm}$  (for  $d \times l = 16 \times 20 \dots 16 \times 31.5 \text{ mm}$  and  $18 \times 25 \dots 18 \times 31.5 \text{ mm}$ )

 012 = for bent 90° leads, blister (for  $\varnothing 16$  and  $18 \text{ mm}$ )


**B41821**
**Standard series – 85 °C**
**Technical data and ordering codes – B41821**

| $\overset{\sim}{C}_R$<br>120 Hz<br>20 °C<br>$\mu\text{F}$ | Case dimensions<br>$d \times l$<br>mm | $\text{ESR}_{\text{max}}$<br>120 Hz<br>20 °C<br>$\Omega$ | $I_{\text{AC,R}}$<br>120 Hz<br>85 °C<br>mA | Ordering code<br>(composition see below) |
|---|---------------------------------------|--|--|--|
| $V_R = 100 \text{ V DC}$                                  |                                       |  |  |  |
| 0.1   | 5 × 11                                | 1658   | 2  | B41821A9104M***                          |
| 0.22  | 5 × 11                                | 754  | 5  | B41821A9224M***                          |
| 0.33  | 5 × 11                                | 502  | 7  | B41821A9334M***                          |
| 0.47  | 5 × 11                                | 353  | 10   | B41821A9474M***                          |
| 0.68  | 5 × 11                                | 244  | 13   | B41821A9684M***                          |
| 1   | 5 × 11                                | 166  | 21   | B41821A9105M***                          |
| 2.2   | 5 × 11                                | 75   | 30   | B41821A9225M***                          |
| 3.3   | 5 × 11                                | 50   | 40   | B41821A9335M***                          |
| 4.7   | 5 × 11                                | 35   | 45   | B41821A9475M***                          |
| 10  | 6.3 × 11                              | 17   | 75   | B41821A9106M***                          |
| 22  | 8 × 11.5                              | 7.5  | 140  | B41821B9226M***                          |
| 33  | 8 × 11.5                              | 5.0  | 180  | B41821F9336M***                          |
| 33  | 10 × 12.5                             | 5.0  | 190  | B41821A9336M***                          |
| 47  | 10 × 12.5                             | 3.5  | 230  | B41821B9476M***                          |
| 68  | 10 × 16                               | 2.4  | 280  | B41821A9686M***                          |
| 100   | 10 × 20                               | 1.7  | 350  | B41821A9107M***                          |
| 220   | 12.5 × 25                             | 0.75   | 620  | B41821A9227M***                          |
| 330   | 16 × 25                               | 0.50   | 800  | B41821A9337M***                          |
| 470   | 16 × 31.5                             | 0.35   | 1000                                       | B41821A9477M***                          |
| 680   | 18 × 40                               | 0.24   | 1100                                       | B41821F9687M***                          |
| 1000  | 18 × 40                               | 0.17   | 1300                                       | B41821G9108M***                          |
| 1000  | 20 × 40                               | 0.17   | 1400                                       | B41821A9108M***                          |

**Composition of ordering code**

\*\*\* = Version

000 = for standard leads, bulk

 001 = for kinked leads, bulk (from  $d \times l = 10 \times 20 \text{ mm}$  to  $18 \times 40 \text{ mm}$ )

 002 = for cut leads, bulk (from  $d \times l = 10 \times 12.5 \text{ mm}$  to  $22 \times 40 \text{ mm}$ )

 003 = for crimped leads, blister (from  $d \times l = 16 \times 20 \text{ mm}$  to  $20 \times 40 \text{ mm}$ )

 004 = for J leads, blister (from  $d \times l = 10 \times 12.5 \text{ mm}$  to  $18 \times 35 \text{ mm}$ )

 006 = for taped leads, Ammo pack, lead spacing  $F = 3.5 \text{ mm}$  (for  $d = 8 \text{ mm}$ )

 007 = for taped leads, Ammo pack, lead spacing  $F = 2.5 \text{ mm}$  (from  $d = 5 \text{ mm}$  to  $6.3 \text{ mm}$ )

 008 = for taped leads, Ammo pack, lead spacing  $F = 5.0 \text{ mm}$  (from  $d \times l = 5 \times 11 \text{ mm}$  to  $12.5 \times 25 \text{ mm}$ )

 009 = for taped leads, Ammo pack, lead spacing  $F = 7.5 \text{ mm}$  (for  $d \times l = 16 \times 20 \dots 16 \times 31.5 \text{ mm}$  and  $18 \times 25 \dots 18 \times 31.5 \text{ mm}$ )

 012 = for bent 90° leads, blister (for  $\varnothing 16$  and  $18 \text{ mm}$ )


**B43821**
**Standard series – 85 °C**
**Technical data and ordering codes – B43821**

| $C_R$<br>120 Hz<br>20 °C<br>$\mu\text{F}$ | Case dimensions<br>$d \times l$<br>mm | $\text{ESR}_{\text{max}}$<br>120 Hz<br>20 °C<br>$\Omega$ | $I_{\text{AC,R}}$<br>120 Hz<br>85 °C<br>mA | Ordering code<br>(composition see below) |
|---|---------------------------------------|--|--|--|
|---|---------------------------------------|--|--|--|

 **$V_R = 160 \text{ V DC}$** 

|     |           |      |      |                 |
|-----|-----------|------|------|-----------------|
| 1   | 6.3 × 11  | 186  | 22   | B43821A1105M*** |
| 2.2 | 6.3 × 11  | 85   | 33   | B43821A1225M*** |
| 3.3 | 6.3 × 11  | 56   | 40   | B43821A1335M*** |
| 4.7 | 6.3 × 11  | 40   | 50   | B43821F1475M*** |
| 10  | 8 × 11.5  | 18   | 80   | B43821G1106M*** |
| 22  | 10 × 12.5 | 13   | 130  | B43821F1226M*** |
| 22  | 10 × 16   | 8.4  | 155  | B43821A1226M*** |
| 33  | 10 × 16   | 7.5  | 180  | B43821F1336M*** |
| 33  | 10 × 20   | 5.6  | 205  | B43821A1336M*** |
| 47  | 10 × 20   | 4.9  | 210  | B43821K1476M*** |
| 47  | 12.5 × 20 | 4.5  | 270  | B43821F1476M*** |
| 68  | 12.5 × 20 | 3.0  | 350  | B43821K1686M*** |
| 100 | 12.5 × 25 | 2.3  | 430  | B43821F1107M*** |
| 100 | 16 × 25   | 1.8  | 475  | B43821A1107M*** |
| 220 | 16 × 31.5 | 1.0  | 760  | B43821F1227M*** |
| 220 | 18 × 31.5 | 0.84 | 800  | B43821A1227M*** |
| 330 | 18 × 35   | 0.70 | 995  | B43821F1337M*** |
| 470 | 20 × 40   | 0.42 | 1300 | B43821F1477M*** |
| 680 | 25 × 40   | 0.34 | 1500 | B43821F1687M*** |

 **$V_R = 200 \text{ V DC}$** 

|     |          |     |     |                 |
|-----|----------|-----|-----|-----------------|
| 1   | 6.3 × 11 | 186 | 22  | B43821A2105M*** |
| 2.2 | 6.3 × 11 | 85  | 33  | B43821A2225M*** |
| 3.3 | 6.3 × 11 | 56  | 40  | B43821A2335M*** |
| 4.7 | 6.3 × 11 | 40  | 50  | B43821R2475M*** |
| 10  | 8 × 11.5 | 21  | 80  | B43821G2106M*** |
| 22  | 10 × 16  | 8.4 | 155 | B43821B2226M*** |

**Composition of ordering code**

\*\*\* = Version

000 = for standard leads, bulk

001 = for kinked leads, bulk (from  $d \times l = 10 \times 20 \text{ mm}$  to  $18 \times 40 \text{ mm}$ )

002 = for cut leads, bulk (from  $d \times l = 10 \times 12.5 \text{ mm}$  to  $22 \times 40 \text{ mm}$ )

003 = for crimped leads, blister (from  $d \times l = 16 \times 20 \text{ mm}$  to  $20 \times 40 \text{ mm}$ )

004 = for J leads, blister (from  $d \times l = 10 \times 12.5 \text{ mm}$  to  $18 \times 35 \text{ mm}$ )

006 = for taped leads, Ammo pack, lead spacing  $F = 3.5 \text{ mm}$  (for  $d = 8 \text{ mm}$ )

007 = for taped leads, Ammo pack, lead spacing  $F = 2.5 \text{ mm}$  (from  $d = 5 \text{ mm}$  to  $6.3 \text{ mm}$ )

008 = for taped leads, Ammo pack, lead spacing  $F = 5.0 \text{ mm}$  (from  $d \times l = 5 \times 11 \text{ mm}$  to  $12.5 \times 25 \text{ mm}$ )

009 = for taped leads, Ammo pack, lead spacing  $F = 7.5 \text{ mm}$  (for  $d \times l = 16 \times 20 \dots 16 \times 31.5 \text{ mm}$  and  $18 \times 25 \dots 18 \times 31.5 \text{ mm}$ )

012 = for bent 90° leads, blister (for  $\varnothing 16$  and  $18 \text{ mm}$ )


**B43821**
**Standard series – 85 °C**
**Technical data and ordering codes – B43821**

| $C_R$<br>120 Hz<br>20 °C<br>$\mu\text{F}$  | Case dimensions<br>$d \times l$<br>mm | $\text{ESR}_{\text{max}}$<br>120 Hz<br>20 °C<br>$\Omega$ | $I_{\text{AC,R}}$<br>120 Hz<br>85 °C<br>mA | Ordering code<br>(composition see below) |
|--|---------------------------------------|--|--|--|
| <b><math>V_R = 200 \text{ V DC}</math></b> |                                       |  |  |  |
| 33   | 10 × 20                               | 5.6  | 205  | B43821B2336M***                          |
| 47   | 12.5 × 20                             | 4.5  | 270  | B43821B2476M***                          |
| 68   | 12.5 × 25                             | 3.3  | 350  | B43821B2686M***                          |
| 100  | 16 × 25                               | 1.8  | 475  | B43821A2107M***                          |
| 220  | 18 × 31.5                             | 0.95   | 690  | B43821B2227M***                          |
| 330  | 20 × 35                               | 0.65   | 950  | B43821R2337M***                          |
| 470  | 22 × 40                               | 0.46   | 1300                                       | B43821R2477M***                          |
| <b><math>V_R = 250 \text{ V DC}</math></b> |                                       |  |  |  |
| 0.47                                       | 6.3 × 11                              | 395  | 15   | B43821F2474M***                          |
| 0.68                                       | 6.3 × 11                              | 273  | 18   | B43821F2684M***                          |
| 1  | 6.3 × 11                              | 186  | 22   | B43821F2105M***                          |
| 2.2  | 6.3 × 11                              | 85   | 33   | B43821F2225M***                          |
| 3.3  | 6.3 × 11                              | 65   | 40   | B43821K2335M***                          |
| 4.7  | 8 × 11.5                              | 40   | 55   | B43821K2475M***                          |
| 10   | 10 × 12.5                             | 23   | 95   | B43821K2106M***                          |
| 22   | 10 × 20                               | 8.4  | 170  | B43821F2226M***                          |
| 33   | 12.5 × 20                             | 5.6  | 230  | B43821K2336M***                          |
| 47   | 12.5 × 25                             | 4.3  | 290  | B43821K2476M***                          |
| 68   | 16 × 25                               | 2.7  | 380  | B43821F2686M***                          |
| 100  | 16 × 31.5                             | 1.8  | 520  | B43821K2107M***                          |
| 220  | 18 × 40                               | 0.84   | 680  | B43821F2227M***                          |
| 330  | 22 × 40                               | 0.56   | 940  | B43821F2337M***                          |

**Composition of ordering code**

\*\*\* = Version

000 = for standard leads, bulk

 001 = for kinked leads, bulk (from  $d \times l = 10 \times 20 \text{ mm}$  to  $18 \times 40 \text{ mm}$ )

 002 = for cut leads, bulk (from  $d \times l = 10 \times 12.5 \text{ mm}$  to  $22 \times 40 \text{ mm}$ )

 003 = for crimped leads, blister (from  $d \times l = 16 \times 20 \text{ mm}$  to  $20 \times 40 \text{ mm}$ )

 004 = for J leads, blister (from  $d \times l = 10 \times 12.5 \text{ mm}$  to  $18 \times 35 \text{ mm}$ )

 006 = for taped leads, Ammo pack, lead spacing  $F = 3.5 \text{ mm}$  (for  $d = 8 \text{ mm}$ )

 007 = for taped leads, Ammo pack, lead spacing  $F = 2.5 \text{ mm}$  (from  $d = 5 \text{ mm}$  to  $6.3 \text{ mm}$ )

 008 = for taped leads, Ammo pack, lead spacing  $F = 5.0 \text{ mm}$  (from  $d \times l = 5 \times 11 \text{ mm}$  to  $12.5 \times 25 \text{ mm}$ )

 009 = for taped leads, Ammo pack, lead spacing  $F = 7.5 \text{ mm}$  (for  $d \times l = 16 \times 20 \dots 16 \times 31.5 \text{ mm}$  and  $18 \times 25 \dots 18 \times 31.5 \text{ mm}$ )

 012 = for bent 90° leads, blister (for  $\varnothing 16$  and  $18 \text{ mm}$ )


**B43821**
**Standard series – 85 °C**
**Technical data and ordering codes – B43821**

| $C_R$<br>120 Hz<br>20 °C<br>$\mu\text{F}$  | Case dimensions<br>$d \times l$<br>mm | $\text{ESR}_{\text{max}}$<br>120 Hz<br>20 °C<br>$\Omega$ | $I_{\text{AC,R}}$<br>120 Hz<br>85 °C<br>mA | Ordering code<br>(composition see below) |
|--|---------------------------------------|--|--|--|
| <b><math>V_R = 350 \text{ V DC}</math></b> |                                       |  |  |  |
| 0.47                                       | 6.3 × 11                              | 395  | 15   | B43821A4474M***                          |
| 0.68                                       | 6.3 × 11                              | 273  | 18   | B43821A4684M***                          |
| 1  | 6.3 × 11                              | 186  | 22   | B43821A4105M***                          |
| 2.2  | 6.3 × 11                              | 97   | 30   | B43821F4225M***                          |
| 2.2  | 8 × 11.5                              | 85   | 38   | B43821B4225M***                          |
| 3.3  | 8 × 11.5                              | 65   | 43   | B43821F4335M***                          |
| 4.7  | 8 × 11.5                              | 45   | 55   | B43821F4475M***                          |
| 10   | 10 × 16                               | 21   | 90   | B43821F4106M***                          |
| 22   | 12.5 × 20                             | 9.0  | 170  | B43821F4226M***                          |
| 33   | 12.5 × 25                             | 5.6  | 240  | B43821F4336M***                          |
| 47   | 16 × 25                               | 4.0  | 300  | B43821F4476M***                          |
| 68   | 16 × 31.5                             | 3.1  | 400  | B43821F4686M***                          |
| 100  | 18 × 35                               | 2.3  | 520  | B43821F4107M***                          |
| <b><math>V_R = 400 \text{ V DC}</math></b> |                                       |  |  |  |
| 2.2  | 8 × 11.5                              | 97   | 38   | B43821F9225M***                          |
| 3.3  | 8 × 11.5                              | 65   | 48   | B43821F9335M***                          |
| 4.7  | 10 × 12.5                             | 46   | 60   | B43821F9475M***                          |
| 10   | 10 × 20                               | 18   | 115  | B43821A9106M***                          |
| 22   | 12.5 × 25                             | 8.4  | 200  | B43821F9226M***                          |
| 33   | 16 × 20                               | 5.6  | 240  | B43821F9336M***                          |
| 47   | 16 × 25                               | 4.0  | 280  | B43821F9476M***                          |
| 68   | 18 × 31.5                             | 2.8  | 420  | B43821A9686M***                          |
| 100  | 18 × 40                               | 1.9  | 450  | B43821F9107M***                          |

**Composition of ordering code**

\*\*\* = Version

000 = for standard leads, bulk

 001 = for kinked leads, bulk (from  $d \times l = 10 \times 20 \text{ mm}$  to  $18 \times 40 \text{ mm}$ )

 002 = for cut leads, bulk (from  $d \times l = 10 \times 12.5 \text{ mm}$  to  $22 \times 40 \text{ mm}$ )

 003 = for crimped leads, blister (from  $d \times l = 16 \times 20 \text{ mm}$  to  $20 \times 40 \text{ mm}$ )

 004 = for J leads, blister (from  $d \times l = 10 \times 12.5 \text{ mm}$  to  $18 \times 35 \text{ mm}$ )

 006 = for taped leads, Ammo pack, lead spacing  $F = 3.5 \text{ mm}$  (for  $d = 8 \text{ mm}$ )

 007 = for taped leads, Ammo pack, lead spacing  $F = 2.5 \text{ mm}$  (from  $d = 5 \text{ mm}$  to  $6.3 \text{ mm}$ )

 008 = for taped leads, Ammo pack, lead spacing  $F = 5.0 \text{ mm}$  (from  $d \times l = 5 \times 11 \text{ mm}$  to  $12.5 \times 25 \text{ mm}$ )

 009 = for taped leads, Ammo pack, lead spacing  $F = 7.5 \text{ mm}$  (for  $d \times l = 16 \times 20 \dots 16 \times 31.5 \text{ mm}$  and  $18 \times 25 \dots 18 \times 31.5 \text{ mm}$ )

 012 = for bent 90° leads, blister (for  $\varnothing 16$  and  $18 \text{ mm}$ )




**B43821**
**Standard series – 85 °C**
**Technical data and ordering codes – B43821**

| $C_R$<br>120 Hz<br>20 °C<br>$\mu\text{F}$ | Case dimensions<br>$d \times l$<br>mm | $\text{ESR}_{\text{max}}$<br>120 Hz<br>20 °C<br>$\Omega$ | $I_{\text{AC,R}}$<br>120 Hz<br>85 °C<br>mA | Ordering code<br>(composition see below) |
|---|---------------------------------------|--|--|--|
| $V_R = 450 \text{ V DC}$                  |                                       |  |  |  |
| 2.2                                       | 8 × 11.5                              | 97   | 28   | B43821F5225M***                          |
| 3.3                                       | 10 × 12.5                             | 65   | 40   | B43821F5335M***                          |
| 4.7                                       | 10 × 12.5                             | 45   | 50   | B43821K5475M***                          |
| 10  | 10 × 20                               | 26   | 80   | B43821F5106M***                          |
| 22  | 12.5 × 25                             | 14   | 140  | B43821F5226M***                          |
| 33  | 16 × 25                               | 7.6  | 180  | B43821F5336M***                          |
| 47  | 16 × 31.5                             | 4.8  | 220  | B43821F5476M***                          |
| 68  | 18 × 35                               | 2.7  | 275  | B43821A5686M***                          |
| 100                                       | 20 × 40                               | 1.8  | 295  | B43821A5107M***                          |

**Composition of ordering code**

\*\*\* = Version

000 = for standard leads, bulk

 001 = for kinked leads, bulk (from  $d \times l = 10 \times 20 \text{ mm}$  to  $18 \times 40 \text{ mm}$ )

 002 = for cut leads, bulk (from  $d \times l = 10 \times 12.5 \text{ mm}$  to  $22 \times 40 \text{ mm}$ )

 003 = for crimped leads, blister (from  $d \times l = 16 \times 20 \text{ mm}$  to  $20 \times 40 \text{ mm}$ )

 004 = for J leads, blister (from  $d \times l = 10 \times 12.5 \text{ mm}$  to  $18 \times 35 \text{ mm}$ )

 006 = for taped leads, Ammo pack, lead spacing  $F = 3.5 \text{ mm}$  (for  $d = 8 \text{ mm}$ )

 007 = for taped leads, Ammo pack, lead spacing  $F = 2.5 \text{ mm}$  (from  $d = 5 \text{ mm}$  to  $6.3 \text{ mm}$ )

 008 = for taped leads, Ammo pack, lead spacing  $F = 5.0 \text{ mm}$  (from  $d \times l = 5 \times 11 \text{ mm}$  to  $12.5 \times 25 \text{ mm}$ )

 009 = for taped leads, Ammo pack, lead spacing  $F = 7.5 \text{ mm}$  (for  $d \times l = 16 \times 20 \dots 16 \times 31.5 \text{ mm}$  and  $18 \times 25 \dots 18 \times 31.5 \text{ mm}$ )

 012 = for bent 90° leads, blister (for  $\varnothing 16$  and  $18 \text{ mm}$ )



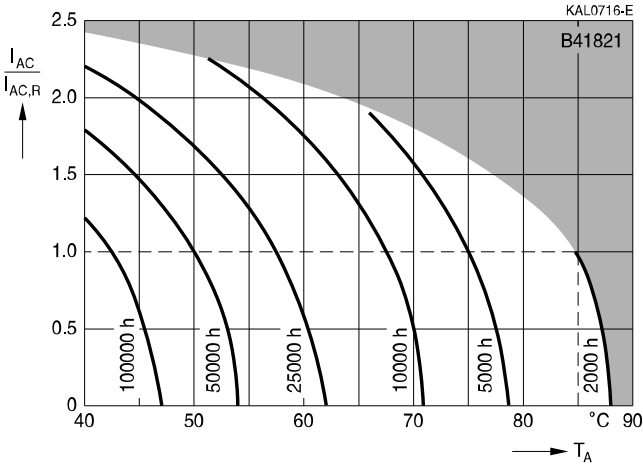
**B41821, B43821**

**Standard series – 85 °C**

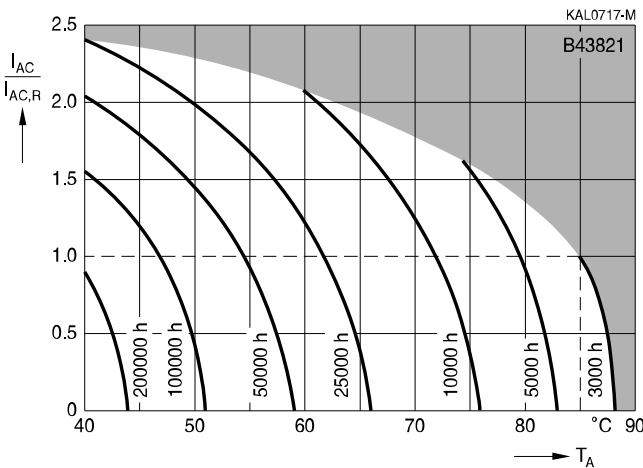
**Useful life**

depending on ambient temperature  $T_A$  under ripple current operating conditions<sup>1)</sup>

$V_R = 6.3 \dots 100 \text{ V DC}$



$V_R = 160 \dots 450 \text{ V DC}$



1) Refer to chapter "General technical information, 5.3 Calculation of useful life" for an explanation on how to interpret the useful life graphs.

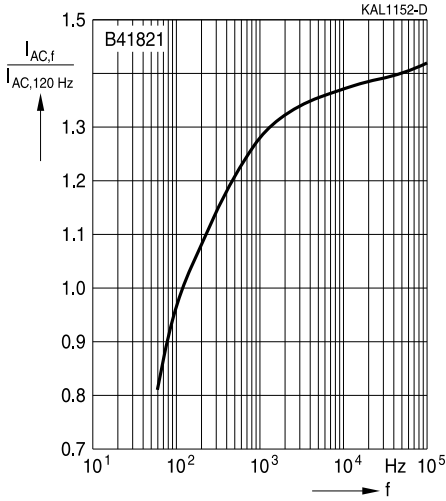


**B41821, B43821**

**Standard series – 85 °C**

**Frequency factor of permissible ripple current  $I_{AC}$  versus frequency  $f$**

$V_R \leq 100$  V DC



**Frequency factor of permissible ripple current  $I_{AC}$  versus frequency  $f$**

$V_R \geq 160$  V DC





## Taping, packing and lead configurations

### Taping

Single-ended capacitors are available taped in Ammo pack from diameter 8 to 18 mm as follows:

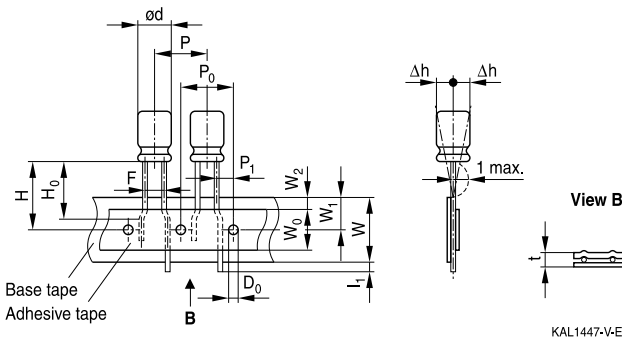
Lead spacing  $F = 3.5$  mm ( $\varnothing d = 8$  mm)

Lead spacing  $F = 5.0$  mm ( $\varnothing d = 8 \dots 12.5$  mm)

Lead spacing  $F = 7.5$  mm ( $\varnothing d = 16 \dots 18$  mm).

### Lead spacing 3.5 mm ( $\varnothing d = 8$ mm)

Last 3 digits of ordering code: 006



### Dimensions in mm

| $\varnothing d$ | F            | H         | W         | $W_0$ | $W_1$     | $W_2$ | P         | $P_0$     | $P_1$     | $l_1$ | t         | $\Delta h$ | $D_0$     |
|-----------------|--------------|-----------|-----------|-------|-----------|-------|-----------|-----------|-----------|-------|-----------|------------|-----------|
| 8               | 3.5          | 18.5      | 18.0      | 9.5   | 9.0       | 3.0   | 12.7      | 12.7      | 4.6       | 1.0   | 0.7       | 1.0        | 4.0       |
| Tolerance       | +0.8<br>-0.2 | $\pm 1.0$ | $\pm 0.5$ | min.  | $\pm 0.5$ | max.  | $\pm 1.0$ | $\pm 0.3$ | $\pm 0.6$ | max.  | $\pm 0.2$ | max.       | $\pm 0.2$ |

Leads can also run straight through the taping area.

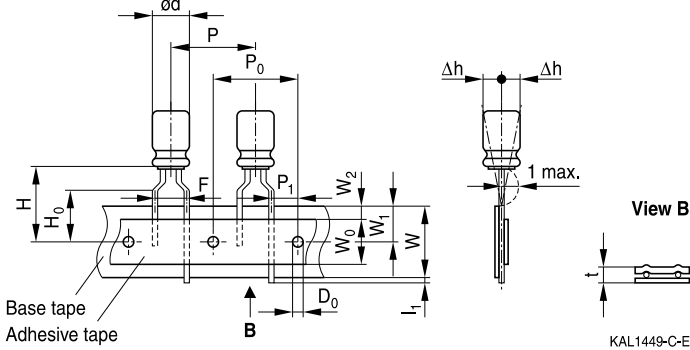


**B41821, B43821**

**Standard series – 85 °C**

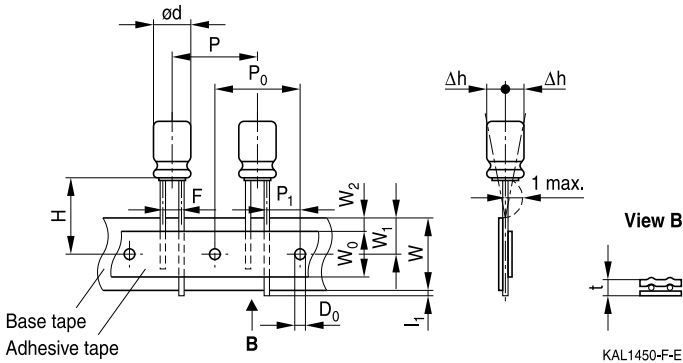
**Lead spacing 5.0 mm (∅ d = 8 mm)**

Last 3 digits of ordering code: 008



**Lead spacing 5.0 mm (∅ d = 10 ... 12.5 mm)**

Last 3 digits of ordering code: 008



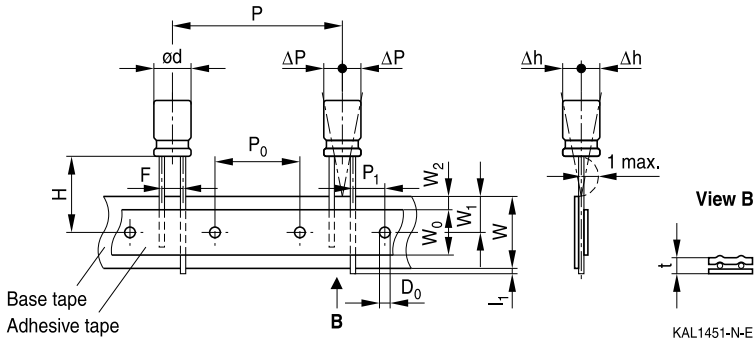
**Dimensions in mm**

| ∅ d          | F            | H     | W    | W <sub>0</sub> | W <sub>1</sub> | W <sub>2</sub> | H <sub>0</sub> | P    | P <sub>0</sub> | P <sub>1</sub> | l <sub>1</sub> | t            | Δh   | D <sub>0</sub> |
|--------------|--------------|-------|------|----------------|----------------|----------------|----------------|------|----------------|----------------|----------------|--------------|------|----------------|
| 4 ...<br>6.3 | 5.0          | 18.5  | 18.0 | 5.5            | 9.0            | 1.5            | 16.0           | 12.7 | 12.7           | 3.85           | 1.0            | 0.6          | 1.0  | 4.0            |
| 8            | 5.0          | 20.0  | 18.0 | 9.5            | 9.0            | 1.5            | 16.0           | 12.7 | 12.7           | 3.85           | 1.0            | 0.6          | 1.0  | 4.0            |
| 10           |              | 19.0  |      | 9.5            |                |                | –              | 12.7 | 12.7           | 3.85           |                |              |      |                |
| 12.5         |              | 19.0  |      | 11.5           |                |                | –              | 15.0 | 15.0           | 5.0            |                |              |      |                |
| Tolerance    | +0.8<br>–0.2 | ±0.75 | ±0.5 | min.           | ±0.5           | max.           | ±0.5           | ±1.0 | ±0.2           | ±0.5           | max.           | +0.3<br>–0.2 | max. | ±0.2           |

Taping is available up to dimensions d × l = 12.5 × 25 mm.


**Lead spacing 7.5 mm (∅ d = 16 ...18 mm)**

Last 3 digits of ordering code: 009


**Dimensions in mm**

| ∅ d       | F    | H             | W    | W <sub>0</sub> | W <sub>1</sub> | W <sub>2</sub> | P    | P <sub>0</sub> | P <sub>1</sub> | l <sub>1</sub> | t    | ΔP   | Δh   | D <sub>0</sub> |
|-----------|------|---------------|------|----------------|----------------|----------------|------|----------------|----------------|----------------|------|------|------|----------------|
| 16        | 7.5  | 18.5          | 18.0 | 12.5           | 9.0            | 1.5            | 30.0 | 15.0           | 3.75           | 1.0            | 0.7  | 0    | 0    | 4.0            |
| 18        |      |               |      |                |                |                |      |                |                |                |      |      |      |                |
| Tolerance | ±0.8 | -0.5<br>+0.75 | ±0.5 | min.           | ±0.5           | max.           | ±1.0 | ±0.2           | ±0.5           | max.           | ±0.2 | ±1.0 | ±1.0 | ±0.2           |

 Taping is available up to dimensions  $d \times l = 16 \times 31.5$  mm and  $18 \times 31.5$  mm.



**B41821, B43821**

**Standard series – 85 °C**

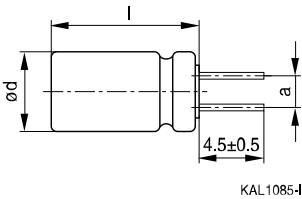
**Cut or kinked leads**

Single-ended capacitors are available with cut or kinked leads. Other lead configurations also available upon request.

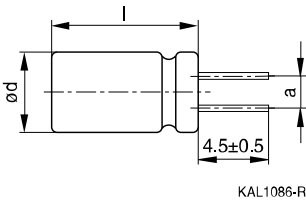
**Cut leads**

Last 3 digits of ordering code: 002

**With stand-off rubber seal**



**With flat rubber seal**



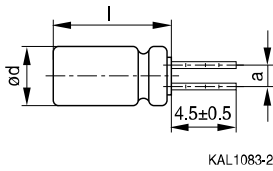
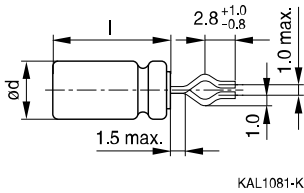
| Case size<br>d × l (mm) | Dimensions (mm)<br>a ±0.5 |
|-------------------------|---------------------------|
| 10 × 12.5               | 5.0                       |
| 10 × 16                 | 5.0                       |
| 10 × 20                 | 5.0                       |
| 12.5 × 20               | 5.0                       |
| 12.5 × 25               | 5.0                       |
| 16 × 20                 | 7.5                       |
| 16 × 25                 | 7.5                       |
| 16 × 31.5               | 7.5                       |
| 16 × 35.5               | 7.5                       |
| 18 × 20                 | 7.5                       |
| 18 × 25                 | 7.5                       |
| 18 × 31.5               | 7.5                       |
| 18 × 35                 | 7.5                       |
| 18 × 40                 | 7.5                       |



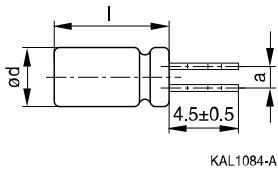
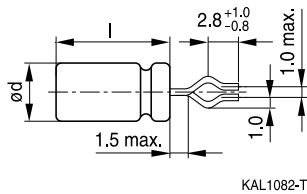
### Kinked leads

Last 3 digits of ordering code: 001

#### With stand-off rubber seal

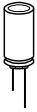


#### With flat rubber seal



| Case size<br>d × l (mm) | Dimensions (mm)<br>a ±0.5 |
|-------------------------|---------------------------|
| 10 × 20                 | 5.0                       |
| 12.5 × 20               | 5.0                       |
| 12.5 × 25               | 5.0                       |
| 16 × 20                 | 7.5                       |
| 16 × 25                 | 7.5                       |
| 16 × 31.5               | 7.5                       |
| 16 × 35.5               | 7.5                       |
| 18 × 20                 | 7.5                       |
| 18 × 25                 | 7.5                       |
| 18 × 31.5               | 7.5                       |
| 18 × 35                 | 7.5                       |
| 18 × 40                 | 7.5                       |





**B41821, B43821**

**Standard series – 85 °C**

**PAPR leads (Protection Against Polarity Reversal)**

These lead configurations ensure correct placement of the capacitor on the PCB with regard to polarity. PAPR leads are available for diameters from 10 mm up to 18 mm (excluding  $d \times l = 12.5 \times 30/35/40$  mm).

There are three configurations available: Crimped leads, J leads, bent 90° leads

**Crimped leads**

Last 3 digits of ordering code: 003

**With stand-off rubber seal**



**With flat rubber seal**



**Suggestion for PCB hole diameter**



| Case size<br>$d \times l$ (mm) | Dimensions (mm) |        |        |        |        |           |
|--------------------------------|-----------------|--------|--------|--------|--------|-----------|
|                                | B ±0.2          | C ±0.5 | D ±0.1 | E ±0.1 | a ±0.5 | Øb        |
| 16 × 20                        | 1.5             | 3.0    | 1.3    | 0.3    | 7.5    | 0.8 ±0.05 |
| 16 × 25                        | 1.5             | 3.0    | 1.3    | 0.3    | 7.5    | 0.8 ±0.05 |
| 16 × 31.5                      | 1.5             | 3.0    | 1.3    | 0.3    | 7.5    | 0.8 ±0.05 |
| 16 × 35.5                      | 1.5             | 3.0    | 1.3    | 0.3    | 7.5    | 0.8 ±0.05 |
| 18 × 20                        | 1.5             | 3.0    | 1.3    | 0.3    | 7.5    | 0.8 ±0.1  |
| 18 × 25                        | 1.5             | 3.0    | 1.3    | 0.3    | 7.5    | 0.8 ±0.1  |
| 18 × 31.5                      | 1.5             | 3.0    | 1.3    | 0.3    | 7.5    | 0.8 ±0.1  |
| 18 × 35                        | 1.5             | 3.0    | 1.3    | 0.3    | 7.5    | 0.8 ±0.1  |
| 18 × 40                        | 1.5             | 3.0    | 1.3    | 0.3    | 7.5    | 0.8 ±0.1  |

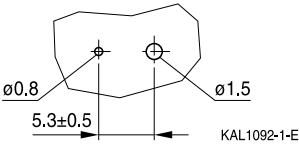

**J leads**

Last 3 digits of ordering code: 004

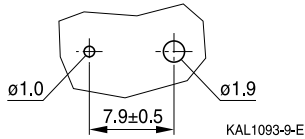


KAL1091-S-E

**Suggestion for PCB hole diameter**

 Suggestion for PCB hole diameter,  
wire  $\varnothing 0.6$  mm


KAL1092-1-E

 Suggestion for PCB hole diameter,  
wire  $\varnothing 0.8$  mm


KAL1093-9-E

| Case size<br>$d \times l$ (mm) | Dimensions (mm) |             |             |             |                 |
|--------------------------------|-----------------|-------------|-------------|-------------|-----------------|
|                                | $C \pm 0.5$     | $E \pm 0.5$ | $J \pm 0.2$ | $a \pm 0.5$ | $\varnothing b$ |
| 10 × 12.5                      | 3.2             | 0.7         | 1.2         | 5.0         | 0.6 ± 0.05      |
| 10 × 16                        | 3.2             | 0.7         | 1.2         | 5.0         | 0.6 ± 0.05      |
| 10 × 20                        | 3.2             | 0.7         | 1.2         | 5.0         | 0.6 ± 0.05      |
| 12.5 × 20                      | 3.2             | 0.7         | 1.2         | 5.0         | 0.6 ± 0.05      |
| 12.5 × 25                      | 3.2             | 0.7         | 1.2         | 5.0         | 0.6 ± 0.05      |
| 16 × 20                        | 3.5             | 0.7         | 1.6         | 7.5         | 0.8 ± 0.05      |
| 16 × 25                        | 3.5             | 0.7         | 1.6         | 7.5         | 0.8 ± 0.05      |
| 16 × 31.5                      | 3.5             | 0.7         | 1.6         | 7.5         | 0.8 ± 0.05      |
| 16 × 35.5                      | 3.5             | 0.7         | 1.6         | 7.5         | 0.8 ± 0.05      |
| 18 × 20                        | 3.5             | 0.7         | 1.6         | 7.5         | 0.8 ± 0.1       |
| 18 × 25                        | 3.5             | 0.7         | 1.6         | 7.5         | 0.8 ± 0.1       |
| 18 × 31.5                      | 3.5             | 0.7         | 1.6         | 7.5         | 0.8 ± 0.1       |
| 18 × 35                        | 3.5             | 0.7         | 1.6         | 7.5         | 0.8 ± 0.1       |



**B41821, B43821**

**Standard series – 85 °C**

**Bent 90° leads for horizontal mounting pinning**

Last 3 digits of ordering code: 012



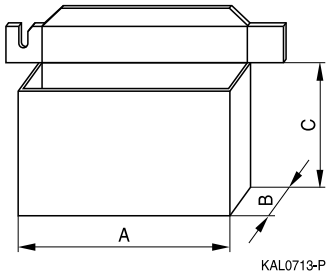
| Case size<br>d × l (mm) | Dimensions (mm) |        |        |        |           |
|-------------------------|-----------------|--------|--------|--------|-----------|
|                         | C ±0.5          | E ±0.5 | F ±0.5 | a ±0.5 | Øb        |
| 16 × 20                 | 4.0             | 4.0    | 12.0   | 7.5    | 0.8 ±0.05 |
| 16 × 25                 | 4.0             | 4.0    | 12.0   | 7.5    | 0.8 ±0.05 |
| 16 × 31.5               | 4.0             | 4.0    | 12.0   | 7.5    | 0.8 ±0.05 |
| 16 × 35.5               | 4.0             | 4.0    | 12.0   | 7.5    | 0.8 ±0.05 |
| 18 × 20                 | 4.0             | 4.0    | 13.0   | 7.5    | 0.8 ±0.1  |
| 18 × 25                 | 4.0             | 4.0    | 13.0   | 7.5    | 0.8 ±0.1  |
| 18 × 31.5               | 4.0             | 4.0    | 13.0   | 7.5    | 0.8 ±0.1  |
| 18 × 35                 | 4.0             | 4.0    | 13.0   | 7.5    | 0.8 ±0.1  |
| 18 × 40                 | 4.0             | 4.0    | 13.0   | 7.5    | 0.8 ±0.1  |

Bent leads for diameter 12.5 mm available upon request.



## Packing units and box dimensions

### Ammo pack



| Case size<br>$d \times l$<br>mm | Dimensions (mm) |           |           | Packing<br>units<br>pcs. |
|---------------------------------|-----------------|-----------|-----------|--------------------------|
|                                 | $A_{max}$       | $B_{max}$ | $C_{max}$ |                          |
| 8 × 11.5                        | 345             | 55        | 240       | 1000                     |
| 10 × 12.5                       | 345             | 55        | 280       | 750                      |
| 10 × 16                         | 345             | 60        | 200       | 500                      |
| 10 × 20                         | 345             | 60        | 200       | 500                      |
| 12.5 × 20                       | 345             | 65        | 280       | 500                      |
| 12.5 × 25                       | 345             | 65        | 280       | 500                      |
| 16 × 20                         | 315             | 65        | 275       | 300                      |
| 16 × 25                         | 315             | 65        | 275       | 300                      |
| 16 × 31.5                       | 315             | 65        | 275       | 300                      |
| 18 × 20                         | 315             | 65        | 275       | 250                      |
| 18 × 25                         | 315             | 65        | 275       | 250                      |
| 18 × 31.5                       | 315             | 65        | 275       | 250                      |



**B41821, B43821**

**Standard series – 85 °C**

**Overview of packing units and code numbers for case sizes 8 × 11.5 ... 16 × 35.5**

| Case size<br>d × l<br><br>mm  | Standard,<br>bulk<br>pcs. | Taped,<br>Ammo pack<br>pcs. | Kinked<br>leads,<br>bulk<br>pcs. | Cut<br>leads,<br>bulk<br>pcs. | PAPR                                 |                             |            | Bent 90°<br>leads,<br>blister<br>pcs. |            |
|---|---------------------------|-----------------------------|----------------------------------|-------------------------------|--------------------------------------|-----------------------------|------------|---------------------------------------|------------|
|   |                           |                             |                                  |                               | Crimped<br>leads,<br>blister<br>pcs. | J leads,<br>blister<br>pcs. |            |                                       |            |
| 8 × 11.5  | 1000                      | 1000                        | –                                | –                             | –                                    | –                           |            |                                       |            |
| 10 × 12.5   | 1000                      | 750                         | –                                | 1000                          | –                                    | 675                         |            |                                       |            |
| 10 × 16   | 1000                      | 500                         | –                                | 1000                          | –                                    | 675                         |            |                                       |            |
| 10 × 20   | 500                       | 500                         | 500                              | 500                           | –                                    | 500                         |            |                                       |            |
| 12.5 × 20   | 350                       | 500                         | 350                              | 350                           | –                                    | 300                         |            | 1)                                    |            |
| 12.5 × 25   | 250                       | 500                         | 500                              | 500                           | –                                    | 225                         |            | 1)                                    |            |
| 12.5 × 30   | 200                       | –                           | –                                | –                             | –                                    | –                           |            |                                       |            |
| 12.5 × 35   | 175                       | –                           | –                                | –                             | –                                    | –                           |            |                                       |            |
| 12.5 × 40   | 175                       | –                           | –                                | –                             | –                                    | –                           |            |                                       |            |
| 16 × 20   | 250                       | 300                         | 200                              | 200                           | 200                                  | 200                         |            | 120                                   |            |
| 16 × 25   | 250                       | 300                         | 200                              | 200                           | 200                                  | 200                         |            | 216                                   |            |
| 16 × 31.5   | 200                       | 300                         | 250                              | 250                           | 344                                  | 344                         |            | 180                                   |            |
| 16 × 35.5   | 100                       | –                           | 100                              | 100                           | 150                                  | 150                         |            | 150                                   |            |
| The last three<br>digits of the<br>complete<br>ordering code<br>state the lead<br>configuration | <b>000</b>                | Code                        | F (mm)                           | d (mm)                        | <b>001</b>                           | <b>002</b>                  | <b>003</b> | <b>004</b>                            | <b>012</b> |
|   |                           | <b>006</b>                  | 3.5                              | 8                             |                                      |                             |            |                                       |            |
|   |                           | <b>008</b>                  | 5                                | 8...12.5                      |                                      |                             |            |                                       |            |
|   |                           | <b>009</b>                  | 7.5                              | 16...18                       |                                      |                             |            |                                       |            |

1) Available upon request



**Overview of packing units and code numbers for case sizes 18 × 20 ... 18 × 40**

|   |                           |                             |        |         | <b>PAPR</b>                      |                               |                                      |                             |                                       |
|---|---------------------------|-----------------------------|--------|---------|----------------------------------|-------------------------------|--------------------------------------|-----------------------------|---------------------------------------|
| Case size<br>d × l<br><br>mm  | Standard,<br>bulk<br>pcs. | Taped,<br>Ammo pack<br>pcs. |        |         | Kinked<br>leads,<br>bulk<br>pcs. | Cut<br>leads,<br>bulk<br>pcs. | Crimped<br>leads,<br>blister<br>pcs. | J leads,<br>blister<br>pcs. | Bent 90°<br>leads,<br>blister<br>pcs. |
| 18 × 20   | 175                       | 250                         |        |         | 175                              | 175                           | 200                                  | 200                         | 120                                   |
| 18 × 25   | 150                       | 250                         |        |         | 150                              | 150                           | 200                                  | 200                         | 120                                   |
| 18 × 31.5   | 100                       | 250                         |        |         | 100                              | 100                           | 150                                  | 150                         | 120                                   |
| 18 × 35   | 100                       | –                           |        |         | 100                              | 100                           | 150                                  | 150                         | 150                                   |
| 18 × 40   | 125                       | –                           |        |         | 100                              | 100                           | 120                                  | –                           | 72                                    |
| The last three<br>digits of the<br>complete<br>ordering code<br>state the lead<br>configuration | <b>000</b>                | Code                        | F (mm) | d (mm)  | <b>001</b>                       | <b>002</b>                    | <b>003</b>                           | <b>004</b>                  | <b>012</b>                            |
|   |                           | <b>009</b>                  | 7.5    | 16...18 |                                  |                               |                                      |                             |                                       |



**B41821, B43821**

**Standard series – 85 °C**

## Cautions and warnings

### Personal safety

The electrolytes used by EPCOS have been optimized both with a view to the intended application and with regard to health and environmental compatibility. They do not contain any solvents that are detrimental to health, e.g. dimethyl formamide (DMF) or dimethyl acetamide (DMAC).

Furthermore, some of the high-voltage electrolytes used by EPCOS are self-extinguishing.

As far as possible, EPCOS does not use any dangerous chemicals or compounds to produce operating electrolytes. However, in exceptional cases, such materials must be used in order to achieve specific physical and electrical properties because no alternative materials are currently known. However, the amount of dangerous materials used in our products is limited to an absolute minimum.

Materials and chemicals used in EPCOS aluminum electrolytic capacitors are continuously adapted in compliance with the EPCOS Corporate Environmental Policy and the latest EU regulations and guidelines such as RoHS, REACH/SVHC, GADSL, and ELV.

MDS (Material Data Sheets) are available on the EPCOS website for all types listed in the data book. MDS for customer specific capacitors are available upon request.

MSDS (Material Safety Data Sheets) are available for all of our electrolytes upon request.

Nevertheless, the following rules should be observed when handling aluminum electrolytic capacitors: No electrolyte should come into contact with eyes or skin. If electrolyte does come into contact with the skin, wash the affected areas immediately with running water. If the eyes are affected, rinse them for 10 minutes with plenty of water. If symptoms persist, seek medical treatment. Avoid inhaling electrolyte vapor or mists. Workplaces and other affected areas should be well ventilated. Clothing that has been contaminated by electrolyte must be changed and rinsed in water.



## Product safety

The table below summarizes the safety instructions that must be observed without fail. A detailed description can be found in the relevant sections of chapter "General technical information".

| Topic  | Safety information  | Reference chapter "General technical information"                |
|--|---|--|
| Polarity                                       | Make sure that polar capacitors are connected with the right polarity.  | 1<br>"Basic construction of aluminum electrolytic capacitors"    |
| Reverse voltage                                | Voltages polarity classes should be prevented by connecting a diode.  | 3.1.6<br>"Reverse voltage"                                       |
| Mounting position of screw-terminal capacitors | Do not mount the capacitor with the terminals (safety vent) upside down.  | 11.1.<br>"Mounting positions of capacitors with screw terminals" |
| Robustness of terminals                        | The following maximum tightening torques must not be exceeded when connecting screw terminals:<br>M5: 2.5 Nm<br>M6: 4.0 Nm  | 11.3<br>"Mounting torques"                                       |
| Mounting of single-ended capacitors            | The internal structure of single-ended capacitors might be damaged if excessive force is applied to the lead wires.<br>Avoid any compressive, tensile or flexural stress.<br>Do not move the capacitor after soldering to PC board.<br>Do not pick up the PC board by the soldered capacitor.<br>Do not insert the capacitor on the PC board with a hole space different to the lead space specified. | 11.4<br>"Mounting considerations for single-ended capacitors"    |
| Soldering                                      | Do not exceed the specified time or temperature limits during soldering.  | 11.5<br>"Soldering"  |
| Soldering, cleaning agents                     | Do not allow halogenated hydrocarbons to come into contact with aluminum electrolytic capacitors.   | 11.6<br>"Cleaning agents"  |
| Upper category temperature                     | Do not exceed the upper category temperature.   | 7.2<br>"Maximum permissible operating temperature"               |
| Passive flammability                           | Avoid external energy, such as fire or electricity.   | 8.1<br>"Passive flammability"                                    |





**B41821, B43821**

**Standard series – 85 °C**

| Topic                                    | Safety information  | Reference chapter "General technical information"   |
|--|---|---|
| Active flammability                      | Avoid overload of the capacitors.   | 8.2<br>"Active flammability"                        |
| Maintenance                              | <p>Make periodic inspections of the capacitors. Before the inspection, make sure that the power supply is turned off and carefully discharge the electricity of the capacitors.</p> <p>Do not apply any mechanical stress to the capacitor terminals.</p> | 10<br>"Maintenance"                                 |
| Storage                                  | Do not store capacitors at high temperatures or high humidity. Capacitors should be stored at +5 to +35 °C and a relative humidity of $\leq 75\%$ .   | 7.3<br>Storage conditions                           |
|  |   | Reference chapter "Capacitors with screw terminals" |
| Breakdown strength of insulating sleeves | Do not damage the insulating sleeve, especially when ring clips are used for mounting.  | "Screw terminals – accessories"                     |


**Symbols and terms**

| Symbol         | English   | German  |
|----------------|---|---|
| C              | Capacitance   | Kapazität   |
| $C_R$          | Rated capacitance   | Nennkapazität   |
| $C_S$          | Series capacitance  | Serienkapazität   |
| $C_{S,T}$      | Series capacitance at temperature T                       | Serienkapazität bei Temperatur T                          |
| $C_f$          | Capacitance at frequency f                                | Kapazität bei Frequenz f                                  |
| d              | Case diameter, nominal dimension                          | Gehäusedurchmesser, Nennmaß                               |
| $d_{max}$      | Maximum case diameter                                     | Maximaler Gehäusedurchmesser                              |
| ESL            | Self-inductance   | Eigeninduktivität   |
| ESR            | Equivalent series resistance                              | Ersatzserienwiderstand                                    |
| $ESR_f$        | Equivalent series resistance at frequency f               | Ersatzserienwiderstand bei Frequenz f                     |
| $ESR_T$        | Equivalent series resistance at temperature T             | Ersatzserienwiderstand bei Temperatur T                   |
| f              | Frequency   | Frequenz  |
| I              | Current   | Strom   |
| $I_{AC}$       | Alternating current (ripple current)                      | Wechselstrom  |
| $I_{AC,rms}$   | Root-mean-square value of alternating current             | Wechselstrom, Effektivwert                                |
| $I_{AC,f}$     | Ripple current at frequency f                             | Wechselstrom bei Frequenz f                               |
| $I_{AC,max}$   | Maximum permissible ripple current                        | Maximal zulässiger Wechselstrom                           |
| $I_{AC,R}$     | Rated ripple current                                      | Nennwechselstrom  |
| $I_{AC,R} (B)$ | Rated ripple current for base cooling                     | Nennwechselstromstrom für Bodenkühlung                    |
| $I_{leak}$     | Leakage current   | Reststrom   |
| $I_{leak,op}$  | Operating leakage current                                 | Betriebsreststrom   |
| l              | Case length, nominal dimension                            | Gehäuselänge, Nennmaß                                     |
| $l_{max}$      | Maximum case length (without terminals and mounting stud) | Maximale Gehäuselänge (ohne Anschlüsse und Gewindebolzen) |
| R              | Resistance  | Widerstand  |
| $R_{ins}$      | Insulation resistance                                     | Isolationswiderstand                                      |
| $R_{symm}$     | Balancing resistance                                      | Symmetrierwiderstand                                      |
| T              | Temperature   | Temperatur  |
| $\Delta T$     | Temperature difference                                    | Temperaturdifferenz                                       |
| $T_A$          | Ambient temperature                                       | Umgebungstemperatur                                       |
| $T_C$          | Case temperature  | Gehäusetemperatur   |
| $T_B$          | Capacitor base temperature                                | Temperatur des Becherbodens                               |
| t              | Time  | Zeit  |
| $\Delta t$     | Period  | Zeitraum  |
| $t_b$          | Service life (operating hours)                            | Brauchbarkeitsdauer (Betriebszeit)                        |



**B41821, B43821**

**Standard series – 85 °C**

| Symbol          | English                                 | German                               |
|-----------------|---|--------------------------------------|
| V               | Voltage                                 | Spannung                             |
| V <sub>F</sub>  | Forming voltage                         | Formierspannung                      |
| V <sub>op</sub> | Operating voltage                       | Betriebsspannung                     |
| V <sub>R</sub>  | Rated voltage, DC voltage               | Nennspannung, Gleichspannung         |
| V <sub>S</sub>  | Surge voltage                           | Spitzenspannung                      |
| X <sub>C</sub>  | Capacitive reactance                    | Kapazitiver Blindwiderstand          |
| X <sub>L</sub>  | Inductive reactance                     | Induktiver Blindwiderstand           |
| Z               | Impedance                               | Scheinwiderstand                     |
| Z <sub>T</sub>  | Impedance at temperature T              | Scheinwiderstand bei Temperatur T    |
| tan δ           | Dissipation factor                      | Verlustfaktor                        |
| λ               | Failure rate                            | Ausfallrate                          |
| ε <sub>0</sub>  | Absolute permittivity                   | Elektrische Feldkonstante            |
| ε <sub>r</sub>  | Relative permittivity                   | Dielektrizitätszahl                  |
| ω               | Angular velocity; $2 \cdot \pi \cdot f$ | Kreisfrequenz; $2 \cdot \pi \cdot f$ |

**Note**

All dimensions are given in mm.

## Important notes

The following applies to all products named in this publication:

1. Some parts of this publication contain **statements about the suitability of our products for certain areas of application**. These statements are based on our knowledge of typical requirements that are often placed on our products in the areas of application concerned. We nevertheless expressly point out **that such statements cannot be regarded as binding statements about the suitability of our products for a particular customer application**. As a rule, EPCOS is either unfamiliar with individual customer applications or less familiar with them than the customers themselves. For these reasons, it is always ultimately incumbent on the customer to check and decide whether an EPCOS product with the properties described in the product specification is suitable for use in a particular customer application.
2. We also point out that **in individual cases, a malfunction of electronic components or failure before the end of their usual service life cannot be completely ruled out in the current state of the art, even if they are operated as specified**. In customer applications requiring a very high level of operational safety and especially in customer applications in which the malfunction or failure of an electronic component could endanger human life or health (e.g. in accident prevention or lifesaving systems), it must therefore be ensured by means of suitable design of the customer application or other action taken by the customer (e.g. installation of protective circuitry or redundancy) that no injury or damage is sustained by third parties in the event of malfunction or failure of an electronic component.
3. **The warnings, cautions and product-specific notes must be observed.**
4. In order to satisfy certain technical requirements, **some of the products described in this publication may contain substances subject to restrictions in certain jurisdictions (e.g. because they are classed as hazardous)**. Useful information on this will be found in our Material Data Sheets on the Internet ([www.epcos.com/material](http://www.epcos.com/material)). Should you have any more detailed questions, please contact our sales offices.
5. We constantly strive to improve our products. Consequently, **the products described in this publication may change from time to time**. The same is true of the corresponding product specifications. Please check therefore to what extent product descriptions and specifications contained in this publication are still applicable before or when you place an order. We also **reserve the right to discontinue production and delivery of products**. Consequently, we cannot guarantee that all products named in this publication will always be available. The aforementioned does not apply in the case of individual agreements deviating from the foregoing for customer-specific products.
6. Unless otherwise agreed in individual contracts, **all orders are subject to the current version of the "General Terms of Delivery for Products and Services in the Electrical Industry" published by the German Electrical and Electronics Industry Association (ZVEI)**.
7. The trade names EPCOS, BAOKE, Alu-X, CeraDiode, CeraLink, CSMP, CSSP, CTVS, DeltaCap, DigiSiMic, DSSP, FilterCap, FormFit, MiniBlue, MiniCell, MKD, MKK, MLSC, MotorCap, PCC, PhaseCap, PhaseCube, PhaseMod, PhiCap, SIFERRIT, SIFI, SIKOREL, SilverCap, SIMDAD, SiMic, SIMID, SineFormer, SIOV, SIP5D, SIP5K, ThermoFuse, WindCap are **trademarks registered or pending** in Europe and in other countries. Further information will be found on the Internet at [www.epcos.com/trademarks](http://www.epcos.com/trademarks).



Компания «ЭлектроПласт» предлагает заключение долгосрочных отношений при поставках импортных электронных компонентов на взаимовыгодных условиях!

Наши преимущества:

- Оперативные поставки широкого спектра электронных компонентов отечественного и импортного производства напрямую от производителей и с крупнейших мировых складов;
- Поставка более 17-ти миллионов наименований электронных компонентов;
- Поставка сложных, дефицитных, либо снятых с производства позиций;
- Оперативные сроки поставки под заказ (от 5 рабочих дней);
- Экспресс доставка в любую точку России;
- Техническая поддержка проекта, помощь в подборе аналогов, поставка прототипов;
- Система менеджмента качества сертифицирована по Международному стандарту ISO 9001;
- Лицензия ФСБ на осуществление работ с использованием сведений, составляющих государственную тайну;
- Поставка специализированных компонентов (Xilinx, Altera, Analog Devices, Intersil, Interpoint, Microsemi, Aeroflex, Peregrine, Syfer, Eurofarad, Texas Instrument, Miteq, Cobham, E2V, MA-COM, Hittite, Mini-Circuits, General Dynamics и др.);

Помимо этого, одним из направлений компании «ЭлектроПласт» является направление «Источники питания». Мы предлагаем Вам помощь Конструкторского отдела:

- Подбор оптимального решения, техническое обоснование при выборе компонента;
- Подбор аналогов;
- Консультации по применению компонента;
- Поставка образцов и прототипов;
- Техническая поддержка проекта;
- Защита от снятия компонента с производства.



#### Как с нами связаться

**Телефон:** 8 (812) 309 58 32 (многоканальный)

**Факс:** 8 (812) 320-02-42

**Электронная почта:** [org@eplast1.ru](mailto:org@eplast1.ru)

**Адрес:** 198099, г. Санкт-Петербург, ул. Калинина, дом 2, корпус 4, литера А.