



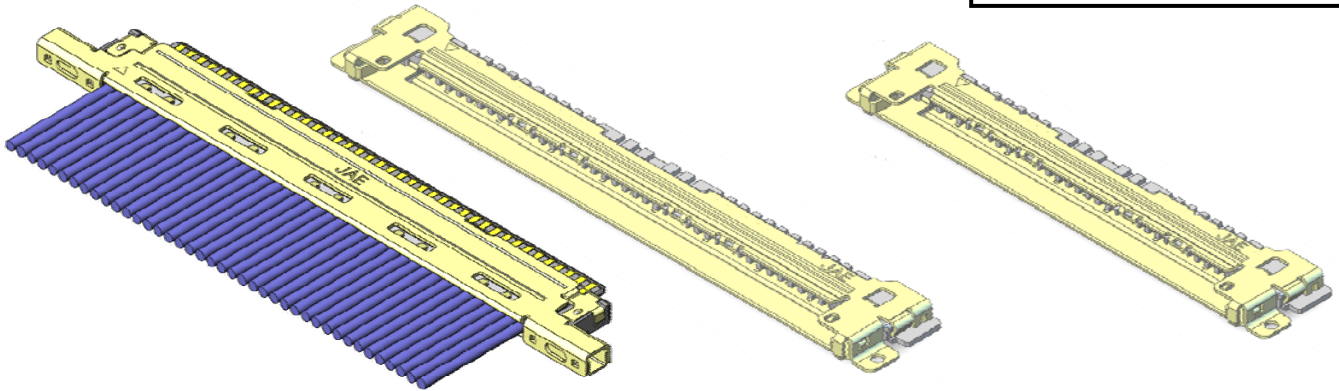
Board-to-Cable Connector for High-speed Transmission CONNECTOR

# HD Series Connector

MB-0247-1

June 2012

RoHS Compliant



40 position

30 position

JAE has recently developed the HD Series of connectors (HD1: 40 pos. HD2: 30 pos.) for notebook PC LCD interface applications. The HD Series connectors are compatible with LVDS transmission and LED backlight as standardized in the VESA® 16:9 Wide Notebook Panel Standard, and are licensed products for the Dai-ichi Seiko Co., Ltd. (I-PEX) CABLINE®-VS.

## Features

- Products licensed by Dai-ichi Seiko Co., Ltd. (I-PEX)
- Fully compatible with the Dai-ichi Seiko., Ltd. (I-PEX) CABLINE®-VS
- Compatible with LVDS transmission
- HD1: 40 position (receptacle and plug); HD2: 30 position (receptacle)
- Pb-free
- Halogen-free

Note: CABLINE-VS is a registered trademark of Dai-ichi Seiko Co., Ltd. (I-PEX)

LICENSED BY DAI-ICHI SEIKO CO., LTD. (I-PEX)

## General Specifications

■Number of Contacts:

40 (HD1), 30 (HD2)

■Applicable Cable:

AWG#32 to 36 (Discrete cable)

AWG#36 to 44 (Micro-coaxial cable)

■Rated Current:

1.0A per contact AC/DC [AWG#32]

1.0A per contact AC/DC [AWG#34]

0.8A per contact AC/DC [AWG#36]

0.3A per contact AC/DC [AWG#40]

0.24A per contact AC/DC [AWG#42]

0.1A per contact AC/DC [AWG#44]

■Rated Voltage:

AC, DC each 100V per contact

■Operating temperature:

-40 Deg. C to 85 Deg. C

■Pitch: 0.5mm

■Dielectric Withstanding Voltage:

AC250V r.m.s. per minute

■Contact Resistance\*:

AWG#32: 140m  $\Omega$  max.

AWG#34: 180m  $\Omega$  max.

AWG#36: 275m  $\Omega$  max.

AWG#40: 600m  $\Omega$  max.

AWG#42: 700m  $\Omega$  max.

AWG#44: 1080m  $\Omega$  max.

■Insulation Resistance: 1000M  $\Omega$  min.

\*Values include the following conductor resistance of 100mm cable.

AWG#32: 60m  $\Omega$  max.

AWG#34: 100m  $\Omega$  max.

AWG#36: 160 to 195m  $\Omega$  max.

AWG#40: 485 to 520m  $\Omega$  max.

AWG#42: 585 to 620m  $\Omega$  max.

AWG#44: 1000m  $\Omega$  max.

## Materials / Finishes

### Board Side Receptacle Connector HD1S040HA1, HD2S030HA1

Component	Material / Finish
Contact	Copper alloy / Au plating over Ni (contact area)
Insulator	Heat resistance plastic / No finish
Shell	Copper alloy / Au plating over Ni

### Plug Connector HD1P040MA1

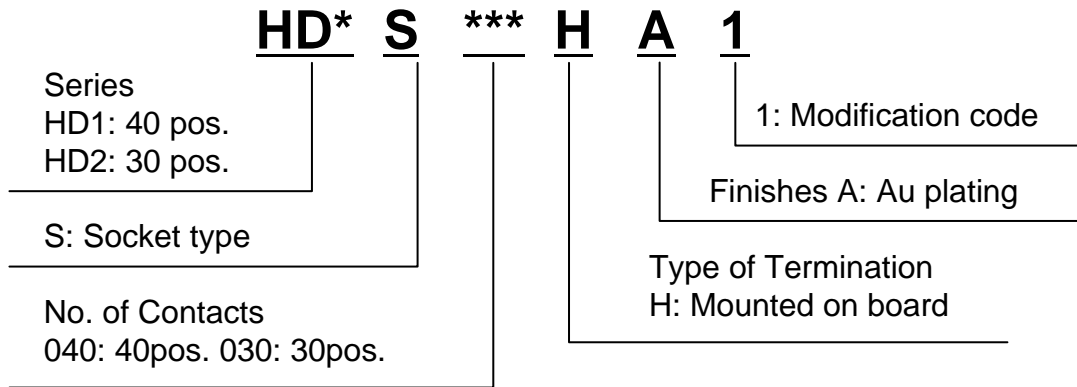
Component	Material / Finish
Contact	Copper alloy / Au plating over Ni
Insulator	Heat resistance plastic / No finish
Base shell	Copper alloy / Au plating over Ni

### Cover Shell for Plug HD1P040-CSH2-10000

Component	Material / Finish
Cover shell	Copper alloy / Au plating over Ni

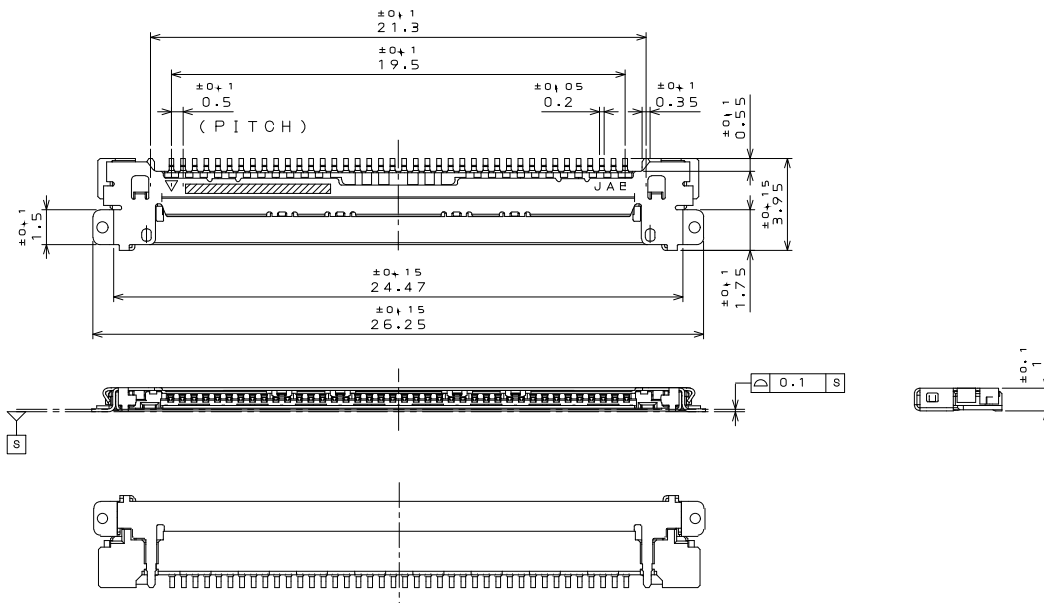
Ordering Information

Board Side Receptacle Connector (SJ110381, SJ110547)

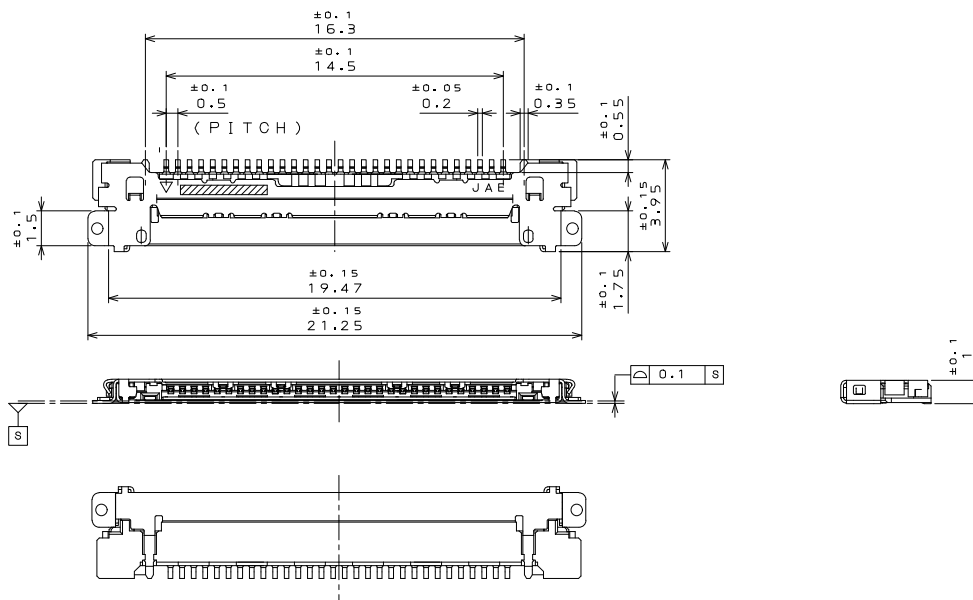


HD1S040HA1 (SJ110381)

Unit: mm



HD2S030HA1 (SJ110547)



Ordering Information

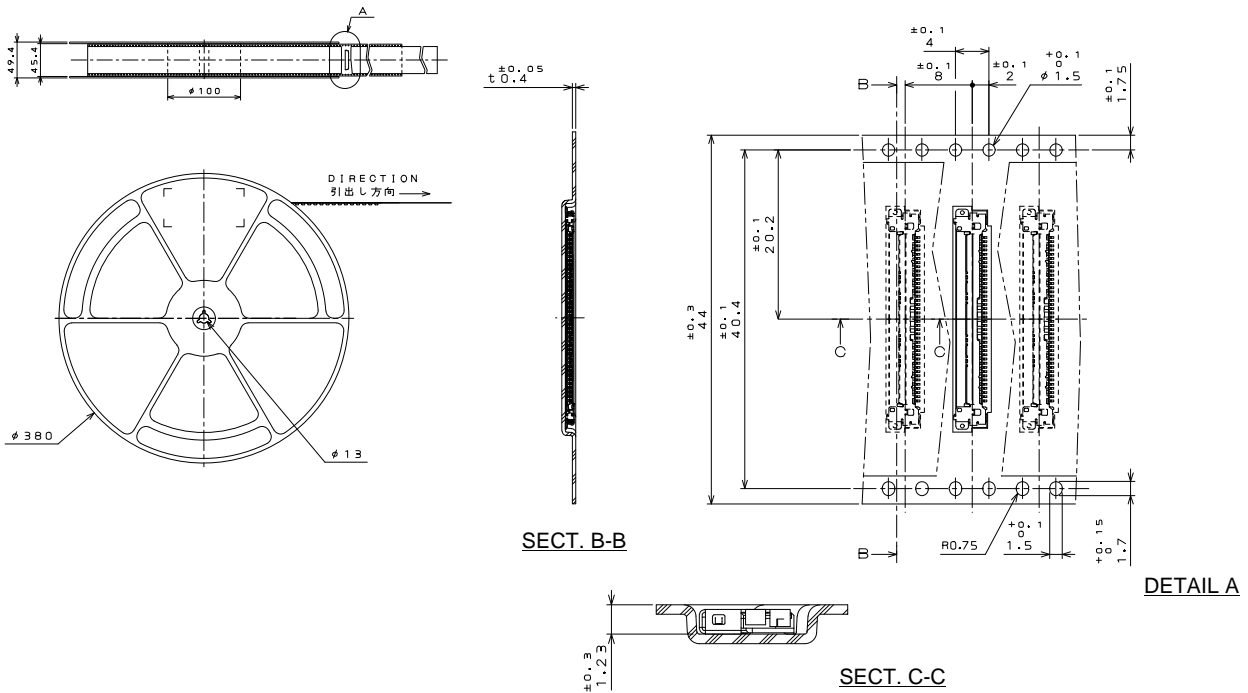
Board Side Connector (Embossed packaging)  
(SJ110382, SJ110548)

**HD\* S \*\*\* H A 1 R6000**

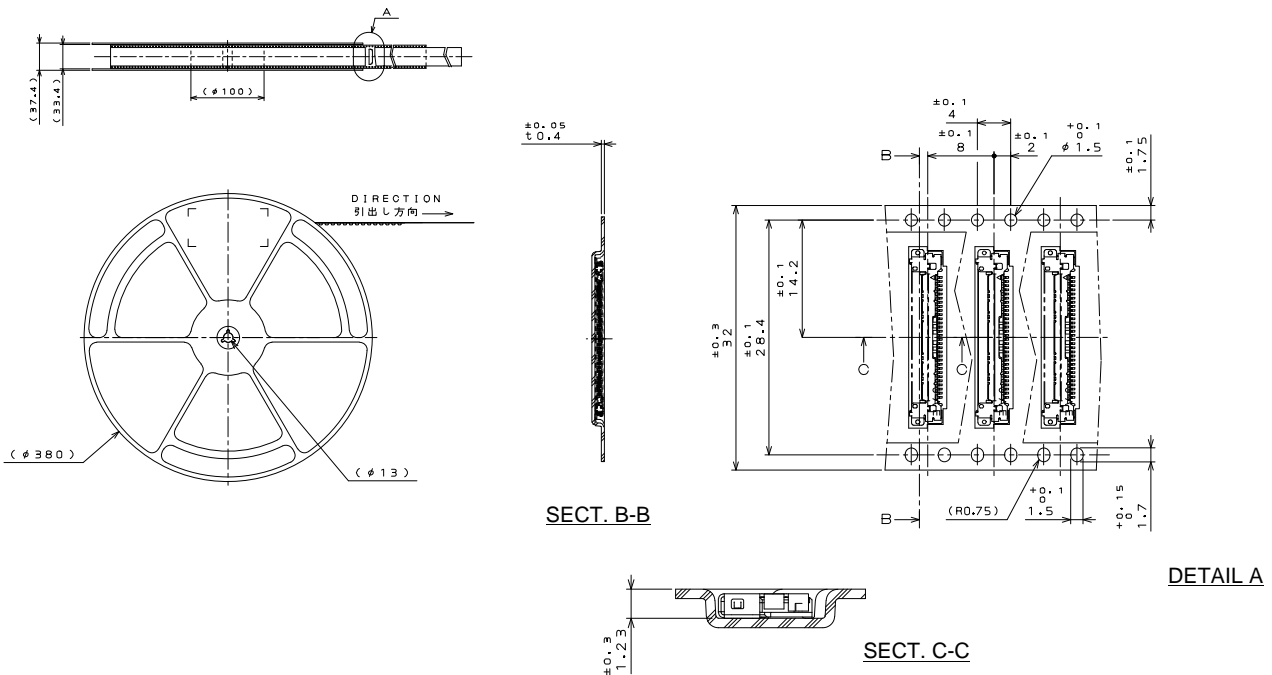
R: Embossed packaging of 6000 pcs.

**HD1S040HA1R6000 (SJ110382)**

Unit: mm



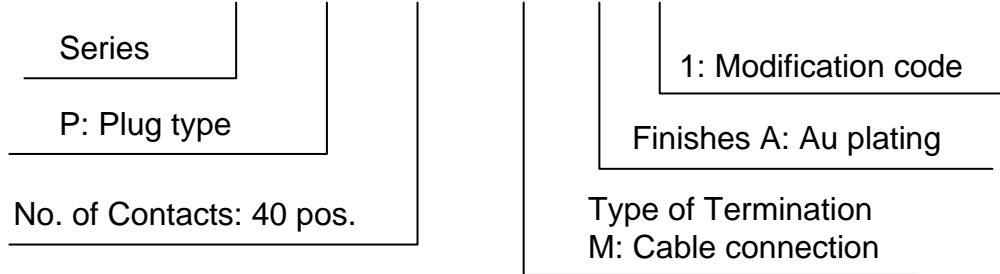
**HD2S030HA1R6000 (SJ110548)**



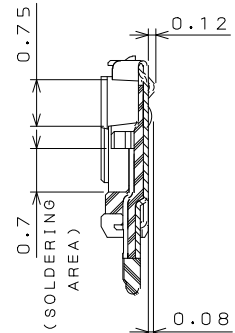
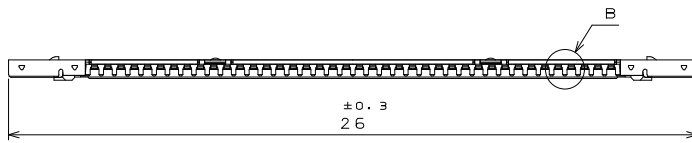
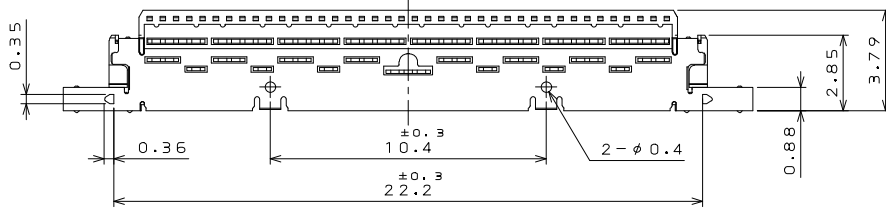
Ordering Information

Plug Connector (SJ111088)

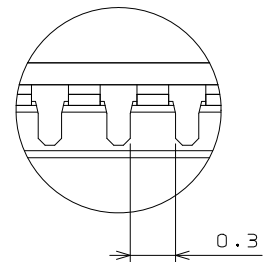
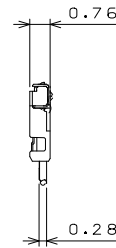
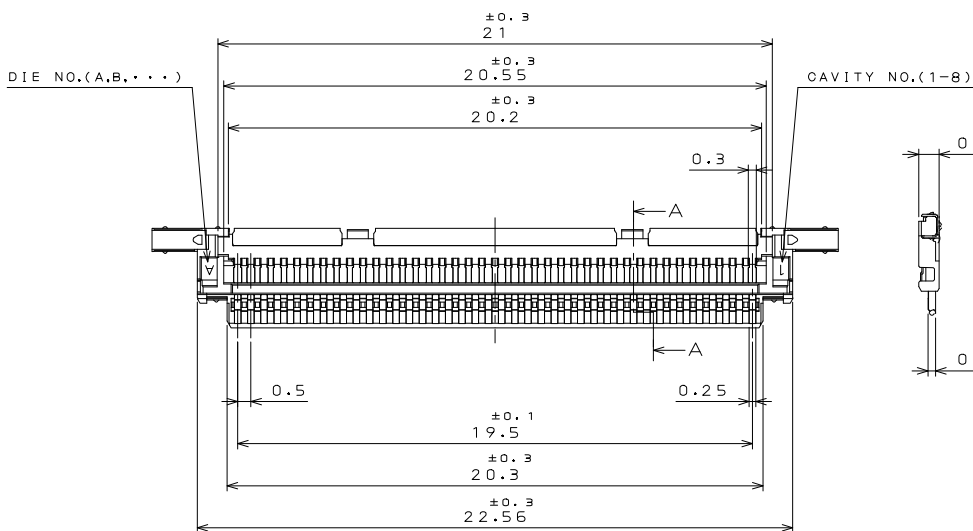
**HD1 P 040 M A 1**



Unit: mm



SECT. A-A



DETAIL B

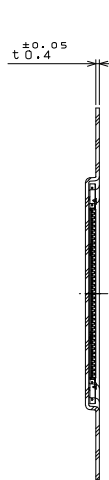
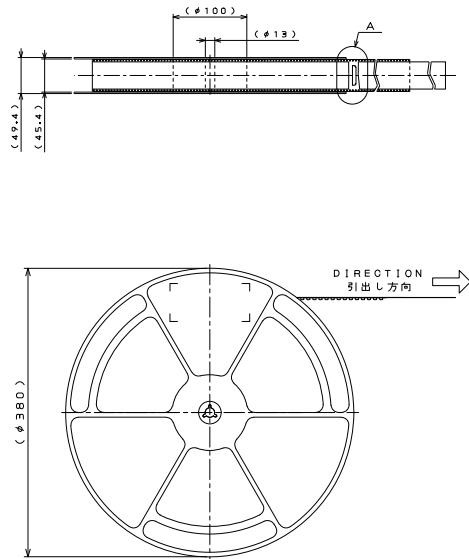
Ordering Information

Plug Connector (Embossed packaging) (SJ110089)

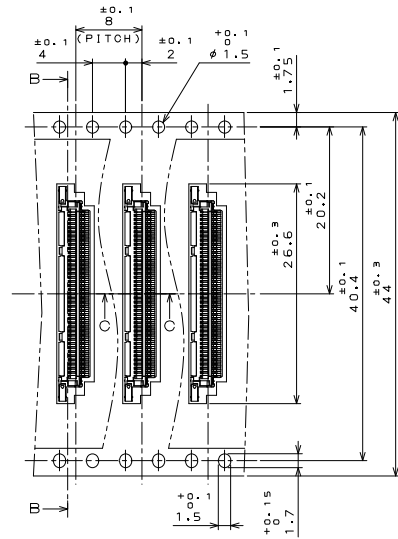
**HD1 P 040 M A 1 R6000**

R: Embossed packaging of 6000 pcs.

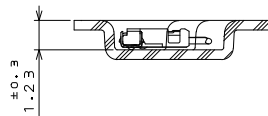
Unit: mm



SECT. B-B



DETAIL A

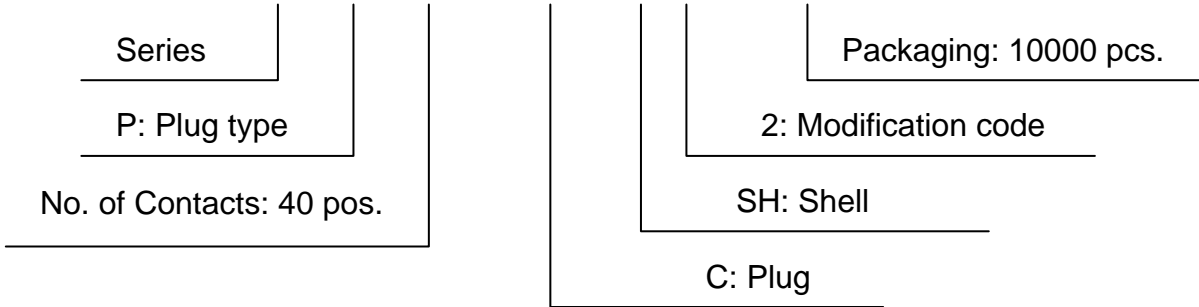


SECT. C-C

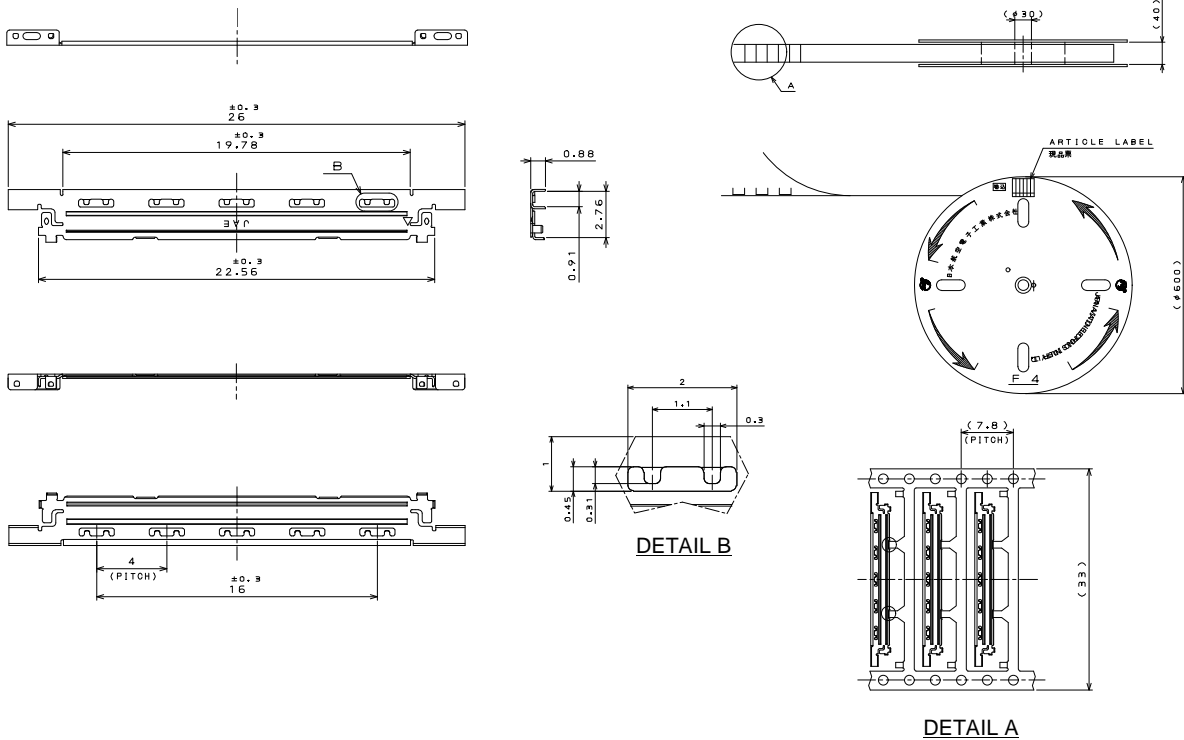
Ordering Information

Cover Shell (SJ111533)

**HD1 P 040 - C SH 2 - 10000**



Unit: mm



Related Information
---------------------

- Specifications Table (JACS): JACS-10696
- Handling Instructions (JAHL): JAHL-10696-1  
JAHL-10696-2 (Plug Assembly)

**Japan Aviation Electronics Industry, Limited**

Product Marketing Division  
Aobadai Building, 3-1-19, Aobadai, Meguro-ku, Tokyo 153-8539  
Phone: +81-3-3780-2787 FAX: +81-3-3780-2946

**Notice:** Products shown in this brochure are made for the applications listed below. However, if the above-mentioned products are to be used in aerospace devices, marine cable-connection devices, atomic power control systems, medical equipment for life-support systems, or any other specific application requiring extremely high reliability, please contact JAE for further information.  
Recommended applications: Computers, Office machines, Measuring devices, Telecommunication devices (Terminals, Mobile devices), AV devices, Household applications, FA devices, etc.

\* The specifications in this brochure are subject to change without notice. Please contact JAE for information.



# Mouser Electronics

Authorized Distributor

Click to View Pricing, Inventory, Delivery & Lifecycle Information:

[JAE Electronics:](#)

[HD1P040-CSH2-10000](#) [HD1P040-PB1](#) [HD1P040MA1R6000](#) [HD1S040HA1R6000](#) [HD1P040-CSH1-10000](#)



Компания «ЭлектроПласт» предлагает заключение долгосрочных отношений при поставках импортных электронных компонентов на взаимовыгодных условиях!

Наши преимущества:

- Оперативные поставки широкого спектра электронных компонентов отечественного и импортного производства напрямую от производителей и с крупнейших мировых складов;
- Поставка более 17-ти миллионов наименований электронных компонентов;
- Поставка сложных, дефицитных, либо снятых с производства позиций;
- Оперативные сроки поставки под заказ (от 5 рабочих дней);
- Экспресс доставка в любую точку России;
- Техническая поддержка проекта, помощь в подборе аналогов, поставка прототипов;
- Система менеджмента качества сертифицирована по Международному стандарту ISO 9001;
- Лицензия ФСБ на осуществление работ с использованием сведений, составляющих государственную тайну;
- Поставка специализированных компонентов (Xilinx, Altera, Analog Devices, Intersil, Interpoint, Microsemi, Aeroflex, Peregrine, Syfer, Eurofarad, Texas Instrument, Miteq, Cobham, E2V, MA-COM, Hittite, Mini-Circuits, General Dynamics и др.);

Помимо этого, одним из направлений компании «ЭлектроПласт» является направление «Источники питания». Мы предлагаем Вам помощь Конструкторского отдела:

- Подбор оптимального решения, техническое обоснование при выборе компонента;
- Подбор аналогов;
- Консультации по применению компонента;
- Поставка образцов и прототипов;
- Техническая поддержка проекта;
- Защита от снятия компонента с производства.



#### Как с нами связаться

**Телефон:** 8 (812) 309 58 32 (многоканальный)

**Факс:** 8 (812) 320-02-42

**Электронная почта:** [org@eplast1.ru](mailto:org@eplast1.ru)

**Адрес:** 198099, г. Санкт-Петербург, ул. Калинина, дом 2, корпус 4, литера А.