


P31



P41

P31/P41 series

Definite Purpose Magnetic Contactor

16 to 40 Amp Full Load 20 to 50 Amp Resistive

File E25575

File LR15734

Users should thoroughly review the technical data before selecting a product part number. It is recommended that users also seek out the pertinent approvals files of the agencies/laboratories and review them to ensure the product meets the requirements for a given application.

Features

- 3 phase and single phase switching.
- Integral dual QC terminals.
- Class "B" coil insulation.
- Variety of main terminals.
- Applications include HVAC industrial control.
- Direct activated DC coils.

Contact Data @ 25°C

Main Contacts:

Arrangements: 3 Form X (3PST-NO-DM) and 4 Form X (4PST-NO-DM).

Ratings: See Main Contact Ratings Table.

Material: Silver-cadmium oxide.

Initial Breakdown Voltage: 2,200V rms minimum between all elements and between all elements to ground.

Expected Life: 200,000 operations at motor load.
500,000 operations, mechanical.

Minimum Contact Data: 3A @ 120VAC.

Initial Dielectric Strength

Initial Breakdown Voltage: 2,200V rms minimum between all elements and between all elements and ground.

Main Contact Ratings @ 25°C, 60 Hz. AC (Per Pole)

| | @ 240VAC | | @ 480VAC | | @ 600VAC | | |
|------|----------|-----|----------|-----|----------|-----|-----|
| | LRA | FLA | LRA | FLA | LRA | FLA | RES |
| P31C | 150 | 25 | 125 | 25 | 100 | 25 | 35 |
| P31E | 240 | 40 | 200 | 40 | 160 | 40 | 50 |
| P41B | 120 | 20 | 100 | 20 | 80 | 20 | 25 |
| P41C | 150 | 25 | 125 | 25 | 100 | 25 | 35 |

Coil Data @ 25°C

Voltage: 12 and 24V DC. See Coil Data table.

Power: 8W.

Duty Cycle: Continuous.

Insulation: Class B.

Initial Insulation Resistance: 100 megohms minimum.

Coil Data @ +25°C

| Code | Nominal Voltage | DC Resistance in Ohms ± 10% | Must Operate Voltage | Nominal Coil Current (mA) |
|------|-----------------|-----------------------------|----------------------|---------------------------|
| DFO | 12DC | 21 | 9 | 571 |
| DHO | 24DC | 84 | 18 | 286 |

*Applicable for vertical or horizontal mounting, but not for upside-down mounting.

Note: Coil suppression is recommended for all units.

Operate Data @ 25°C

Must-Operate Voltage: See Coil Data Table.

Environmental Data

Temperature Range: -55°C to +65°C.

Mechanical Data

Mounting: Universal mounting bracket. See Outline Drawings.

Termination:

Contacts: Dual .250" (6.35mm) quick connect with or without binder head screw or box lug.

Coil: Dual .250" (6.35mm) quick connect.

Weight: 18 oz. (510g) approximately.

Ordering Information

Typical Part No. ►

P41 C 47 D HO 1 03

1. Type:

P31 = 3 Pole P41 = 4 Pole

2. Contact Rating

C = 25 Amp E = 40 Amp (40A rating only offered on P31)

3. Contact Arrangement:

42 = 3 Form X (3PST-NO-DM) 47 = 4 Form X (4PST-NO-DM) P41 only

4. Coil Input:

D = Direct Current (Direct Operated)

5. Coil Voltage:

FO = 12VDC, with coil cover HO = 24VDC, with coil cover

6. Coil Terminal Location And Marking (See Terminal Location and Marking Diagram):

1 = Dual .250" (6.35mm) quick connect

7. Contact Terminals (See Contact Terminal Options Diagram):

03 = Dual .250" (6.35mm) quick connect turned up per Figure 03 (25 amps, Max.)

05 = #10-32 binder head screw with dual .250" (6.35mm) quick connect per Figure 05

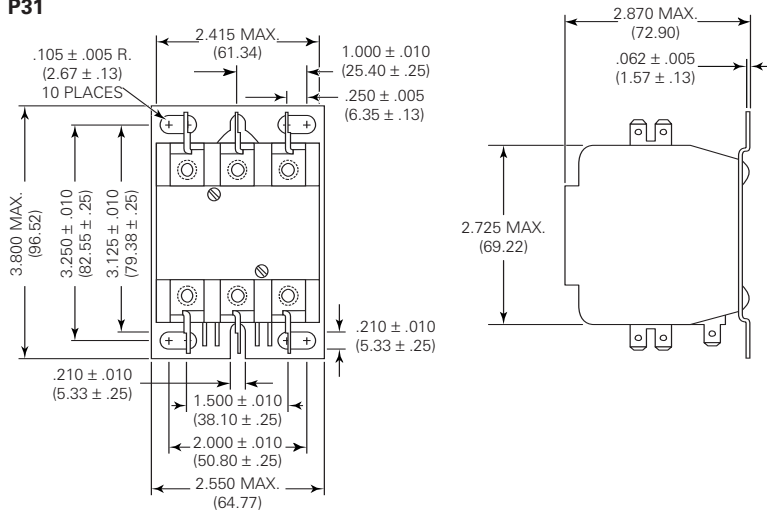
08 = Aluminum box lug (for #4-#14 copper wire) with dual .250" (6.35mm) quick connect per Figure 08

Our authorized distributors are more likely to maintain the following items in stock for immediate delivery.

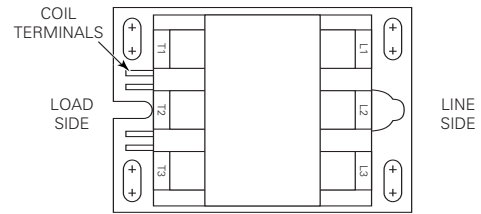
None at present.

Outline Dimensions

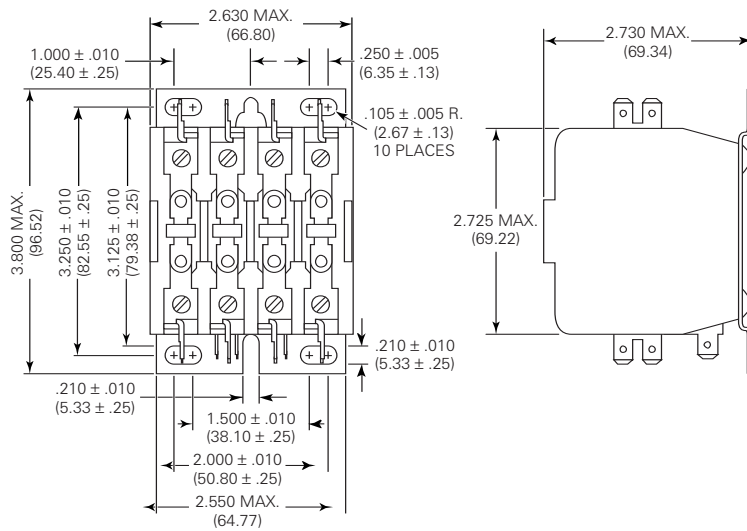
P31



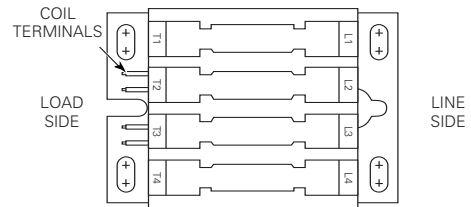
Top View



P41



Top View



Contact Terminal Options

Figure 02

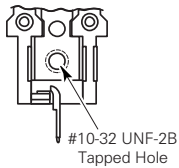


Figure 03

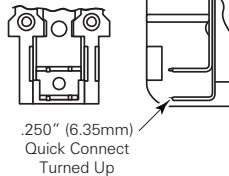


Figure 05

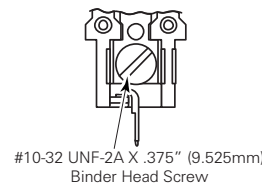


Figure 06

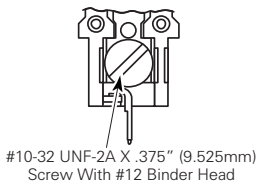


Figure 07

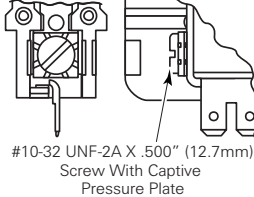
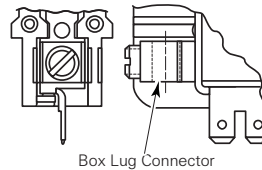


Figure 08





Компания «ЭлектроПласт» предлагает заключение долгосрочных отношений при поставках импортных электронных компонентов на взаимовыгодных условиях!

Наши преимущества:

- Оперативные поставки широкого спектра электронных компонентов отечественного и импортного производства напрямую от производителей и с крупнейших мировых складов;
- Поставка более 17-ти миллионов наименований электронных компонентов;
- Поставка сложных, дефицитных, либо снятых с производства позиций;
- Оперативные сроки поставки под заказ (от 5 рабочих дней);
- Экспресс доставка в любую точку России;
- Техническая поддержка проекта, помощь в подборе аналогов, поставка прототипов;
- Система менеджмента качества сертифицирована по Международному стандарту ISO 9001;
- Лицензия ФСБ на осуществление работ с использованием сведений, составляющих государственную тайну;
- Поставка специализированных компонентов (Xilinx, Altera, Analog Devices, Intersil, Interpoint, Microsemi, Aeroflex, Peregrine, Syfer, Eurofarad, Texas Instrument, Miteq, Cobham, E2V, MA-COM, Hittite, Mini-Circuits, General Dynamics и др.);

Помимо этого, одним из направлений компании «ЭлектроПласт» является направление «Источники питания». Мы предлагаем Вам помощь Конструкторского отдела:

- Подбор оптимального решения, техническое обоснование при выборе компонента;
- Подбор аналогов;
- Консультации по применению компонента;
- Поставка образцов и прототипов;
- Техническая поддержка проекта;
- Защита от снятия компонента с производства.



Как с нами связаться

Телефон: 8 (812) 309 58 32 (многоканальный)

Факс: 8 (812) 320-02-42

Электронная почта: org@eplast1.ru

Адрес: 198099, г. Санкт-Петербург, ул. Калинина, дом 2, корпус 4, литера А.