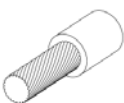
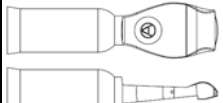


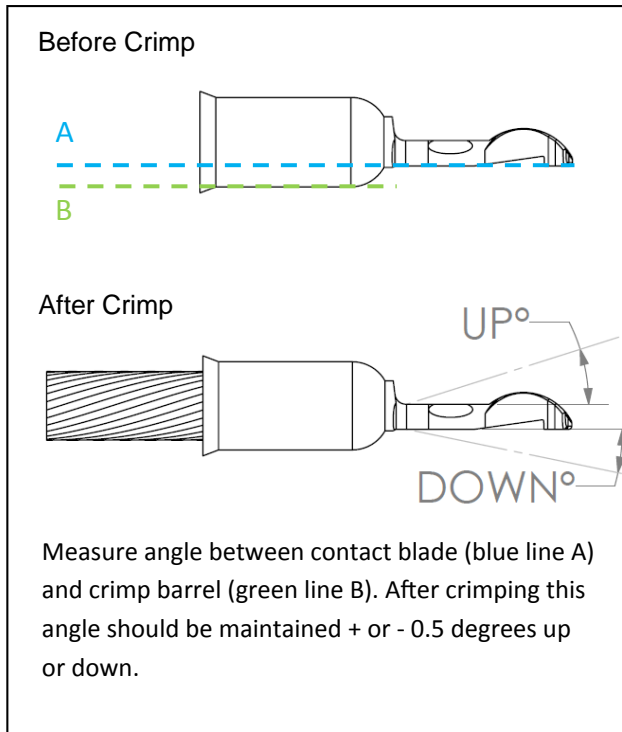


# Crimp Specification for SBX<sup>®</sup> 350 & SBE<sup>®</sup> 320 Contacts

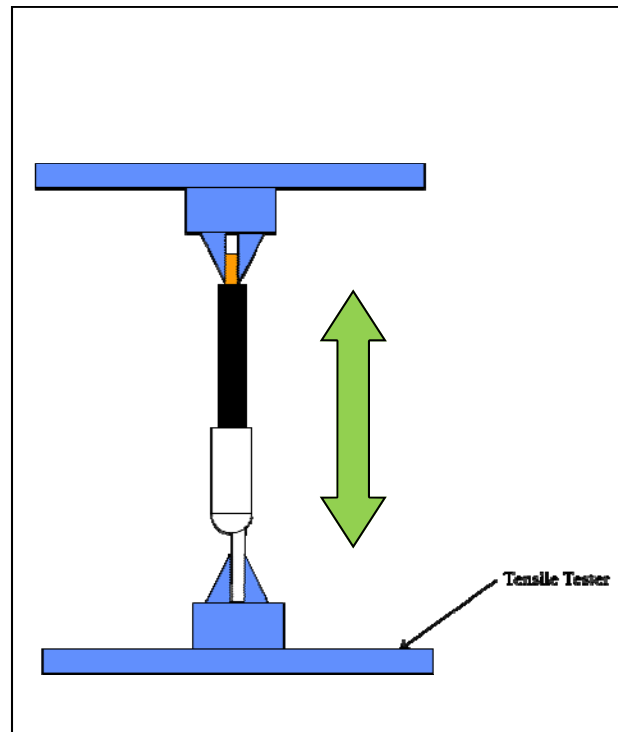
		SBX <sup>®</sup> 350 & SBE <sup>®</sup> 320						See "Resistance Test Setup"	See "Pull Test Setup"			
<b>All Criteria Must Be Achieved for Proper Crimp Fit &amp; Function</b>												
Wire Size	Contact Series	Housing Series	Maximum Crimp Barrel Dimensions <sup>(3)</sup>				Maximum Blade Angle Distortion (Degrees) <sup>(4)</sup>	Silver Plated Contacts Milli-ohm Resistance (MAX) <sup>(1)</sup>	Wire Pull Out Force (MIN) lb <sub>f</sub> <sup>(2)</sup>	Wire Pull Out Force (MIN) N <sup>(2)</sup>		
			X		Y							
			In	mm	In	mm						
300 MCM	6358	SBX <sup>®</sup> 350 & SBE <sup>®</sup> 320	0.791	20.0	0.767	19.4	+0.5 up / -0.5 down	0.01	550	2447		
4/0 AWG	6356								450	2002		
95 mm <sup>2</sup>	1341G3								350	1771		
3/0 AWG	6355							0.02	300	1557		
70 mm <sup>2</sup>	1341G2										300	1335
2/0 AWG	6354										300	1335
50 mm <sup>2</sup>	1341G1										250	1112
35 mm <sup>2</sup>	6394							0.03	180	801		
#2 AWG	6394										180	801

NOTE: For auxiliary contacts, see the Crimp Specifications for PP15/45 series, PowerMod<sup>®</sup> series, or PPMX contacts.

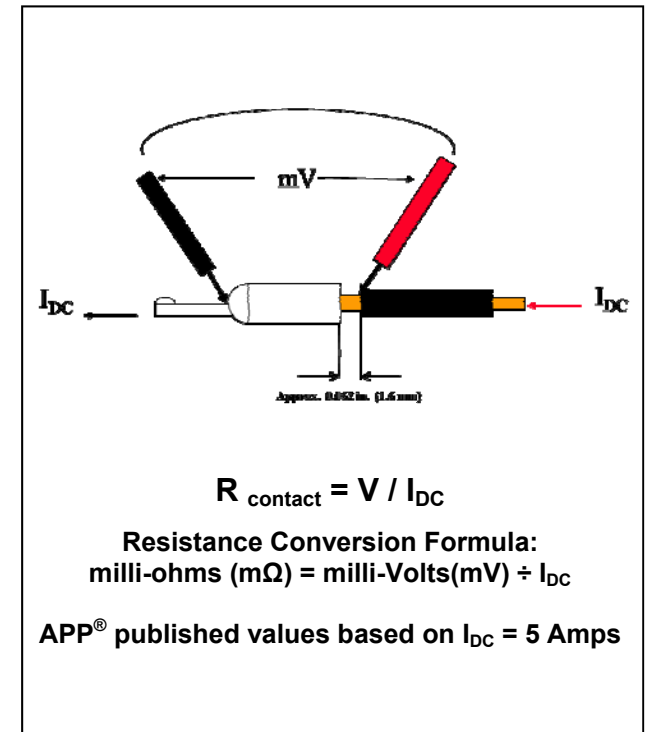
## Measure Blade Angle



## Pull Test Setup



## Resistance Test Setup



The included crimp performance and dimensional information are provided as a means to verify quality crimping of Anderson Power Products® (APP®) contacts and is based on the use of APP® tooling. The assembly of connector solutions with APP® tooling assures that all crimp performance and fit specifications are met. Customers must regularly re-check electrical performance and dimensions of crimps to determine if APP® crimp tools require maintenance due to wear over time.

The use of tooling not recommended by APP® can affect performance and may void the APP® product warranty as well as invalidate safety agency approvals or certifications.

Dimensions of crimps meeting all four performance and fit requirements may be recorded and used as quality acceptance criteria:

(1) "Milli-ohm Resistance"	Primary inspection criteria. Crimps which do not meet these minimum specifications are unacceptable.
(2) "Wire Pull Out Force"	
(3) "Maximum Crimp Barrel Dimensions"	Not to be interpreted as target crimp dimensions. They are the maximum dimensions that allow the contact to properly fit into the connector housing. Actual dimension of acceptable quality crimps will be less than the "Max Dimensions" in at least one if not both dimensions.
(4) "Maximum Blade Angle Distortion"	Required to ensure proper contact retention in the housing. Out of specification contacts can increase milli-ohm resistance of an assembled mated pair of connectors. Contacts with unacceptable blade angle distortion cause connector mating and unmating forces to deviate from specification.

Quality crimping of the contact alone does not assure the installed performance of the connector system. Stress loads on the contacts from wires which have been bent or twisted near to the connector's wire exit may severely degrade connector performance. Wires should exit straight from the back of the connector and be secured before bending or twisting.

APP® reserves the right to make changes to either our products and/or support documentation as required without notice. APP® has used reasonable efforts to provide accurate and up-to-date content as of the date of publishing but is not responsible in case of typos or misprints. Customers are responsible to assure they are in possession the most recent documentation available. Current sales drawings and specifications are available on the APP® website or upon request.

APP® makes no warranty that the products are appropriate for the customer's application and it is the responsibility of the customer to ensure crimp and connector performance meet end use requirements. APP® does not warranty that APP® tooling will produce acceptable results with non-APP® products.

# Mouser Electronics

Authorized Distributor

Click to View Pricing, Inventory, Delivery & Lifecycle Information:

[Anderson Power Products:](#)

[6394](#)



Компания «ЭлектроПласт» предлагает заключение долгосрочных отношений при поставках импортных электронных компонентов на взаимовыгодных условиях!

Наши преимущества:

- Оперативные поставки широкого спектра электронных компонентов отечественного и импортного производства напрямую от производителей и с крупнейших мировых складов;
- Поставка более 17-ти миллионов наименований электронных компонентов;
- Поставка сложных, дефицитных, либо снятых с производства позиций;
- Оперативные сроки поставки под заказ (от 5 рабочих дней);
- Экспресс доставка в любую точку России;
- Техническая поддержка проекта, помощь в подборе аналогов, поставка прототипов;
- Система менеджмента качества сертифицирована по Международному стандарту ISO 9001;
- Лицензия ФСБ на осуществление работ с использованием сведений, составляющих государственную тайну;
- Поставка специализированных компонентов (Xilinx, Altera, Analog Devices, Intersil, Interpoint, Microsemi, Aeroflex, Peregrine, Syfer, Eurofarad, Texas Instrument, Miteq, Cobham, E2V, MA-COM, Hittite, Mini-Circuits, General Dynamics и др.);

Помимо этого, одним из направлений компании «ЭлектроПласт» является направление «Источники питания». Мы предлагаем Вам помощь Конструкторского отдела:

- Подбор оптимального решения, техническое обоснование при выборе компонента;
- Подбор аналогов;
- Консультации по применению компонента;
- Поставка образцов и прототипов;
- Техническая поддержка проекта;
- Защита от снятия компонента с производства.



#### Как с нами связаться

**Телефон:** 8 (812) 309 58 32 (многоканальный)

**Факс:** 8 (812) 320-02-42

**Электронная почта:** [org@eplast1.ru](mailto:org@eplast1.ru)

**Адрес:** 198099, г. Санкт-Петербург, ул. Калинина, дом 2, корпус 4, литера А.