

Features

Unregulated Converters

- High efficiency up to 84% full load
- Low deviation (10% - 100% load)
- 1kVDC and 2kVDC isolation option
- UL60950-1 and EN/IEC60950-1 certified
- -40°C to +100°C operating temperature range
- 1W SIP7 package



RB/E

1 Watt
SIP7
Single Output



Description


The RB/E series is an unregulated DC/DC converter in standard SIP7 package style. This series has been designed to offer exceptionally high efficiency at low loads, an extended operating temperature range and low deviation (10% to 100%). Uses include applications with restricted energy budget and industrial applications where a high efficiency level is required.

Selection Guide

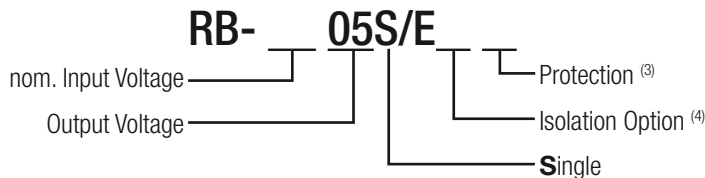
Part Number	nom. Input Voltage [VDC]	Output Voltage [VDC]	Output Current [mA]	Efficiency typ. ⁽¹⁾ [%]	max. Capacitive Load ⁽²⁾ [µF]
RB-3.305S/E ^(3,4)	3.3	5	200	83	2200
RB-0505S/E ^(3,4)	5	5	200	84	2200
RB-1205S/E ^(3,4)	12	5	200	84	2200
RB-2405S/E ^(3,4)	24	5	200	81	2200

Notes:

- Note1: Efficiency is tested at nominal input and full load at +25°C ambient
 Note2: Max Cap Load is tested at nominal input and full resistive load and is defined as the capacitive load that will allow start up in under 1s without damage to the converter



Model Numbering



Notes:

- Note3: standard part is without continuous short circuit protection
 add suffix „/P“ for continuous short circuit protection
 Note4: add suffix „/H“ for 2kVDC isolation
 or add suffix „/HP“ for 2kVDC isolation and continuous short circuit protection

Ordering Examples:

- RB-1205S/E: 12VDC Input Voltage, 5VDC Output Voltage, Single Output
- RB-3.305S/EP: 3.3VDC Input Voltage, 5VDC Output Voltage, Single Output with continuous short circuit protection
- RB-0505S/EH: 5VDC Input Voltage, 5VDC Output Voltage, Single Output with 2kVDC isolation
- RB-0505S/EHP: 5VDC Input Voltage, 5VDC Output Voltage, Single Output with 2kVDC isolation and continuous short circuit protection

UL60950-1 certified
 CAN/CSA-C22.2 No 60950-1 certified
 EN60950-1 certified
 IEC60950-1 certified

Specifications (measured @ Ta= 25°C, nom. Vin, full load and after warm-up otherwise stated)

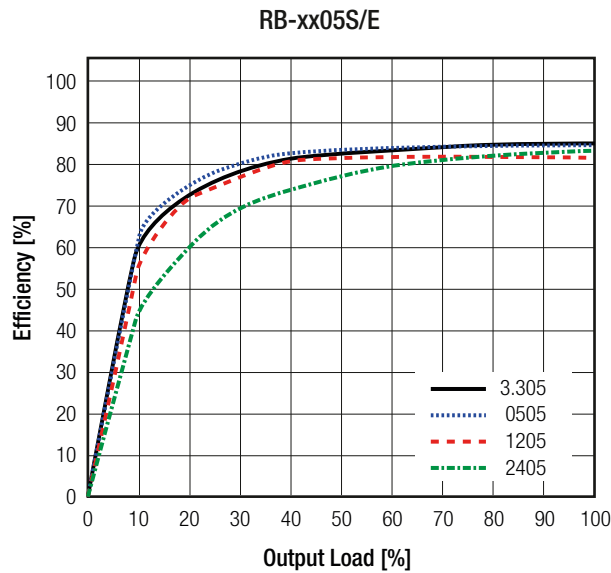
BASIC CHARACTERISTICS

Parameter	Condition	Min.	Typ.	Max.
Internal Input Filter				type
Input Voltage Range			±10%	
Start-up time				250ms
Minimum Load ^⑤		0%		
Internal Operating Frequency		20kHz		90kHz
Output Ripple and Noise	20MHz BW		50mVp-p	100mVp-p

Notes:

Note5: Operation below 10% load will not harm the converter, but specifications may not be met

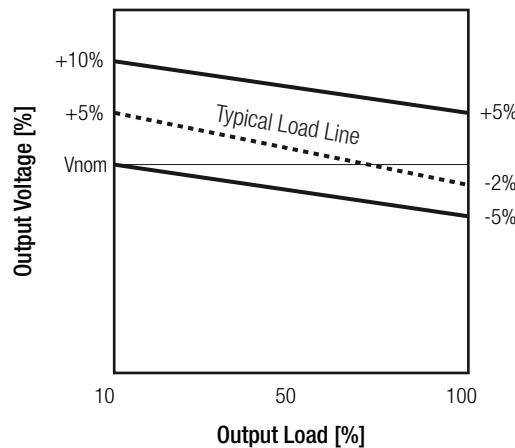
Efficiency vs. Load



REGULATIONS

Parameter	Condition	Value
Output Accuracy		±5.0% max.
Line Regulation	low line to high line	±1.2% max.
Load Regulation	10% to 100% load	12.0% typ.

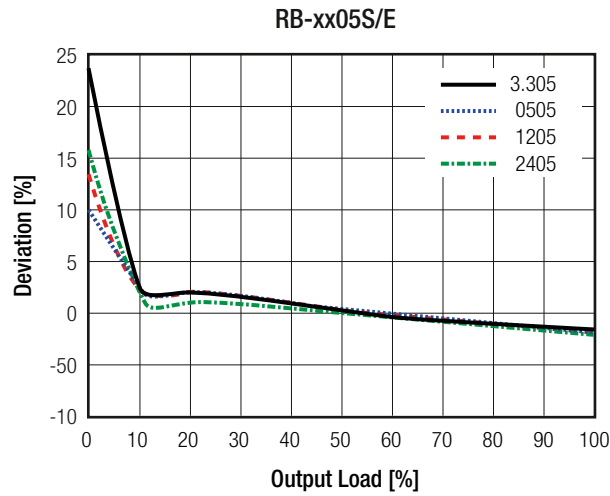
Tolerance Envelope



continued on next page

Specifications (measured @ Ta= 25°C, nom. Vin, full load and after warm-up otherwise stated)

Deviation vs. Load

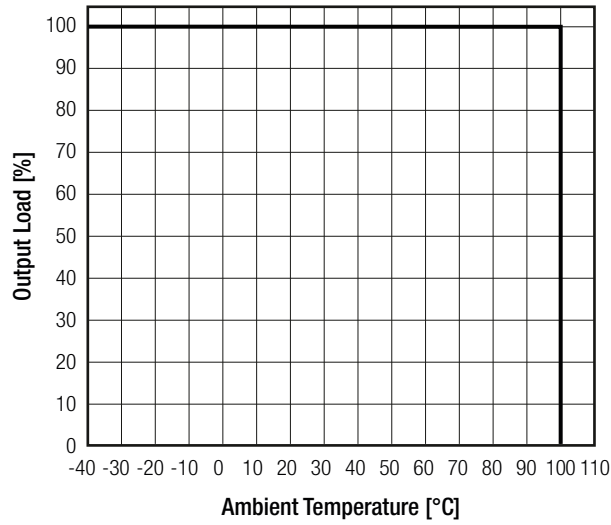


PROTECTIONS			
Parameter	Type		Value
Short Circuit Protection (SCP)	without suffix With suffix "/P"		1 second continuous
Isolation Voltage ⁽⁶⁾	I/P to O/P	without suffix	tested for 1 second rated for 1 minute 1kVDC 500VAC
		with suffix "/H"	tested for 1 second rated for 1 minute 2kVDC 1kVDC
Isolation Resistance			10GΩ min.
Isolation Capacitance			75pF max.
Insulation Grade			basic
Notes:			
Note6: For repeat Hi-Pot testing, reduce the time and/or the test voltage			
Note7: Refer to local wiring regulations if input over-current protection is also required. Recommended fuse: T1A slow blow type			

ENVIRONMENTAL			
Parameter	Condition		Value
Operating Temperature Range	full load @ free air convection (see graph)		-40°C to + 100°C
Operating Altitude			2000m
Operating Humidity	non-condensing		95% RH max.
Pollution Degree			PD2
MTBF	according to MIL-HDBK-217F, G.B.	+25°C	3459 x 10 ³ hours
		+100°C	756 x 10 ³ hours
continued on next page			

Specifications (measured @ Ta= 25°C, nom. Vin, full load and after warm-up otherwise stated)

Derating Graph
(@ free air convection)



SAFETY AND CERTIFICATIONS

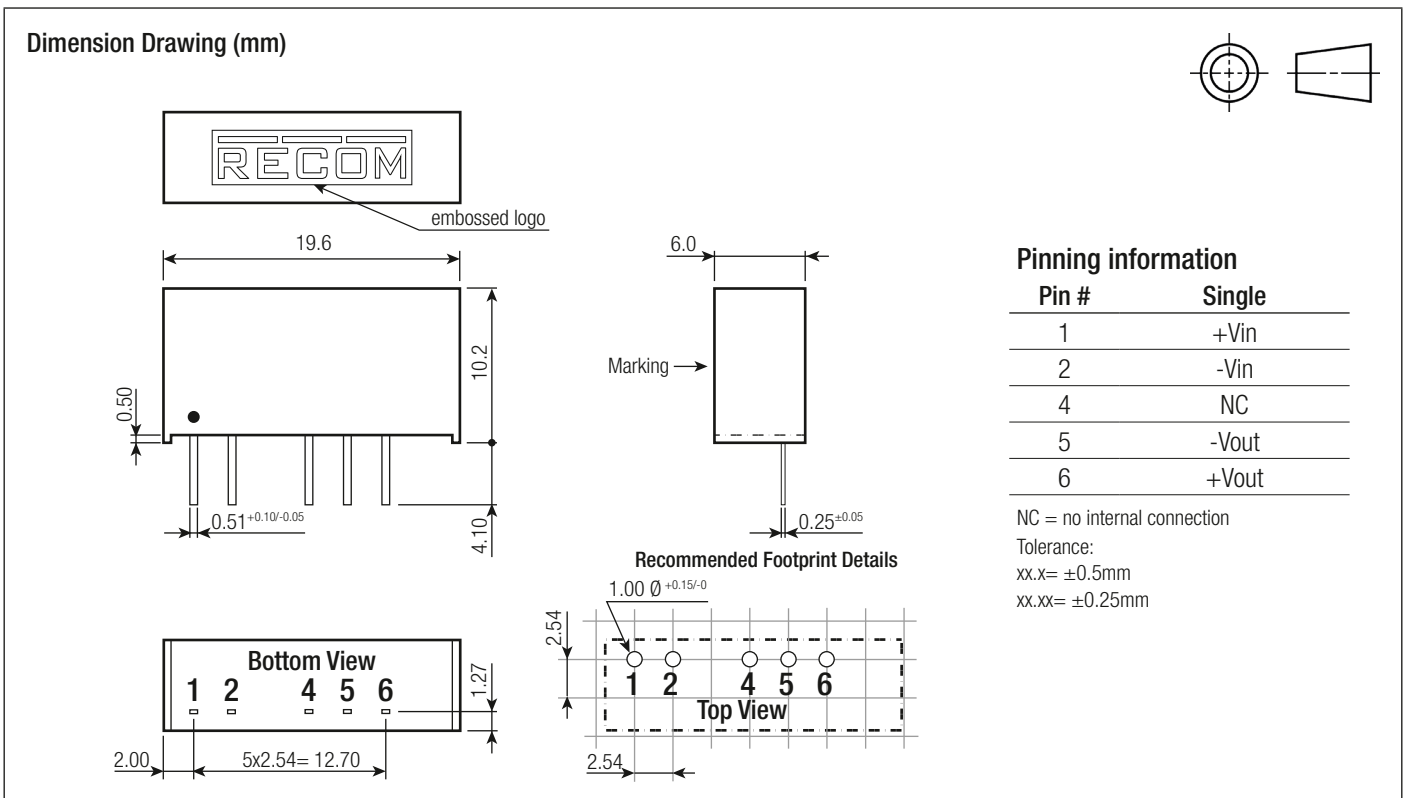
Certificate Type (Safety)	Report / File Number	Standard
Information Technology Equipment, General Requirements for Safety	1602031	IEC60950-1:2005, 2nd Edition + A2:2013 EN60950-1:2006 + A2:2013
Information Technology Equipment, General Requirements for Safety	E358085-A4-UL	UL60950-1, 2nd Edition:2007 CAN/CSA C22.2 No. 60950-1-03, 2nd Edition:2007
EAC	RU-AT.49.09571	TP TC 004/2011
RoHs 2+		RoHS-2011/65/EU + AM-2015/863

DIMENSION AND PHYSICAL CHARACTERISTICS

Parameter	Type	Value
Material	case potting PCB	non-conductive black plastic (UL94 V-0) epoxy, (UL94 V-0) FR4, (UL94 V-0)
Dimension (LxWxH)		19.6 x 6.0 x 10.2mm
Weight		2.2g typ.

continued on next page

Specifications (measured @ Ta= 25°C, nom. Vin, full load and after warm-up otherwise stated)



PACKAGING INFORMATION			
Parameter	Type	Value	
Packaging Dimension (LxWxH)	tube	520.0 x 16.0 x 9.0mm	
Packaging Quantity	tube	25pcs	
Storage Temperature Range		-55°C to +125°C	
Storage Humidity		95% RH max.	

The product information and specifications may be subject to changes even without prior written notice. The product has been designed for various applications; its suitability lies in the responsibility of each customer. The products are not authorized for use in safety-critical applications without RECOM's explicit written consent. A safety-critical application is an application where a failure may reasonably be expected to endanger or cause loss of life, inflict bodily harm or damage property. The applicant shall indemnify and hold harmless RECOM, its affiliated companies and its representatives against any damage claims in connection with the unauthorized use of RECOM products in such safety-critical applications.



Компания «ЭлектроПласт» предлагает заключение долгосрочных отношений при поставках импортных электронных компонентов на взаимовыгодных условиях!

Наши преимущества:

- Оперативные поставки широкого спектра электронных компонентов отечественного и импортного производства напрямую от производителей и с крупнейших мировых складов;
- Поставка более 17-ти миллионов наименований электронных компонентов;
- Поставка сложных, дефицитных, либо снятых с производства позиций;
- Оперативные сроки поставки под заказ (от 5 рабочих дней);
- Экспресс доставка в любую точку России;
- Техническая поддержка проекта, помощь в подборе аналогов, поставка прототипов;
- Система менеджмента качества сертифицирована по Международному стандарту ISO 9001;
- Лицензия ФСБ на осуществление работ с использованием сведений, составляющих государственную тайну;
- Поставка специализированных компонентов (Xilinx, Altera, Analog Devices, Intersil, Interpoint, Microsemi, Aeroflex, Peregrine, Syfer, Eurofarad, Texas Instrument, Miteq, Cobham, E2V, MA-COM, Hittite, Mini-Circuits, General Dynamics и др.);

Помимо этого, одним из направлений компании «ЭлектроПласт» является направление «Источники питания». Мы предлагаем Вам помощь Конструкторского отдела:

- Подбор оптимального решения, техническое обоснование при выборе компонента;
- Подбор аналогов;
- Консультации по применению компонента;
- Поставка образцов и прототипов;
- Техническая поддержка проекта;
- Защита от снятия компонента с производства.



Как с нами связаться

Телефон: 8 (812) 309 58 32 (многоканальный)

Факс: 8 (812) 320-02-42

Электронная почта: org@eplast1.ru

Адрес: 198099, г. Санкт-Петербург, ул. Калинина, дом 2, корпус 4, литера А.