


Potential distributors - CBB 08 2X4RC-PT - 2905240

Please be informed that the data shown in this PDF Document is generated from our Online Catalog. Please find the complete data in the user's documentation. Our General Terms of Use for Downloads are valid (<http://phoenixcontact.com/download>)



Device circuit breaker boards for eight thermomagnetic (CB TM1...) or electronic (CB E1... NO) circuit breakers with group remote signaling, central supply, connection for relay contacts, and potential distribution for up to four loads per channel.

Product Features

- ✓ Reduced installation time thanks to multi-channel device Circuit Breakers Board (4/8/12 channels)
- ✓ Space savings of up to 35% thanks to compact design
- ✓ Fuse protection of up to 12 A per channel provides best possible protection for connected loads
- ✓ Up to 4 loads can be protected simultaneously with the additional terminal points
- ✓ Integrated group remote signaling ensures that you are always kept informed
- ✓ High current carrying capacity of the board supports supply of up to 60 A
- ✓ Maximum overcurrent protection over long cable paths thanks to device circuit breakers with SFB characteristic curve or electronic device circuit breakers



Key Commercial Data

| | |
|--------------------------------------|----------|
| Packing unit | 1 pc |
| Weight per Piece (excluding packing) | 500.0 g |
| Custom tariff number | 85363090 |
| Country of origin | Germany |

Technical data

Dimensions

| | |
|--------|----------|
| Height | 127.8 mm |
| Width | 170 mm |
| Depth | 70.8 mm |

Ambient conditions

| | |
|---|--|
| Ambient temperature (operation) | -30 °C ... 60 °C (at 48 A, see derating) |
| Ambient temperature (storage/transport) | -30 °C ... 80 °C |
| Humidity test | 96h, 93% RH, 40 °C |

Potential distributors - CBB 08 2X4RC-PT - 2905240

Technical data

Ambient conditions

| | |
|----------------------|---|
| Degree of protection | IP20 (Terminal blocks and fuse holders) |
| | IP00 (PCB) |

General

| | |
|--|---|
| Flammability rating according to UL 94 | V0 |
| Mounting type | DIN rail: 35 mm |
| Number of positions | 8 |
| Overvoltage category | II |
| Protection class | III |
| Pollution degree | 2 |
| Type | DIN rail module, two-section, divisible |

Electrical data

| | |
|---|---|
| Rated voltage main circuit | 24 V DC |
| Rated current main circuit | 60 A DC (total) |
| | 12 A DC (per channel) |
| Rated voltage remote indication circuit | 24 V DC |
| Rated current remote indication circuit | 0.5 A DC |
| Rated surge voltage | 0.5 kV |
| Short circuit stability | 600 A (conditional according to DIN EN 50178) |
| Power dissipation | 4.9 W (without circuit breaker) |
| Insertion/withdrawal cycles | 50 |

Connection data

| | |
|---|--|
| Connection name | Supply X21 |
| Connection method | Push-in connection |
| Stripping length | 18 mm |
| Conductor cross section solid | 0.75 mm ² ... 16 mm ² |
| AWG conductor cross section | 20 ... 4 |
| Conductor cross section, flexible, with ferrule, with plastic sleeve | 0.75 mm ² ... 10 mm ² |
| Conductor cross section flexible, with ferrule without plastic sleeve | 0.75 mm ² ... 16 mm ² |
| Connection name | Outputs X1 ... X8 |
| Connection method | Push-in connection |
| Stripping length | 10 mm |
| Conductor cross section solid | 0.2 mm ² ... 4 mm ² |
| AWG conductor cross section | 24 ... 12 |
| Conductor cross section, flexible, with ferrule, with plastic sleeve | 0.25 mm ² ... 1.5 mm ² |
| Conductor cross section flexible, with ferrule without plastic sleeve | 0.25 mm ² ... 2.5 mm ² |
| Connection name | Remote signaling X31 |

Potential distributors - CBB 08 2X4RC-PT - 2905240

Technical data

Connection data

| | |
|---|--|
| Connection method | Push-in connection |
| Stripping length | 10 mm |
| Conductor cross section solid | 0.2 mm ² ... 4 mm ² |
| AWG conductor cross section | 24 ... 12 |
| Conductor cross section, flexible, with ferrule, with plastic sleeve | 0.25 mm ² ... 1.5 mm ² |
| Conductor cross section flexible, with ferrule without plastic sleeve | 0.25 mm ² ... 2.5 mm ² |

Standards and Regulations

| | |
|--------------------------|-------------------------------|
| Standards/specifications | DIN EN 50178 1997 |
| | DIN EN 61000-6-2:2005 |
| | DIN EN 61000-6-3:2007+A1:2011 |
| | DIN EN 60068-2-6 |

Classifications

eCl@ss

| | |
|------------|----------|
| eCl@ss 5.1 | 27141116 |
| eCl@ss 6.0 | 27141116 |
| eCl@ss 8.0 | 27141116 |

ETIM

| | |
|----------|----------|
| ETIM 4.0 | EC000899 |
| ETIM 5.0 | EC000899 |

Approvals

Approvals

Approvals

EAC

Ex Approvals

Approvals submitted

Approval details

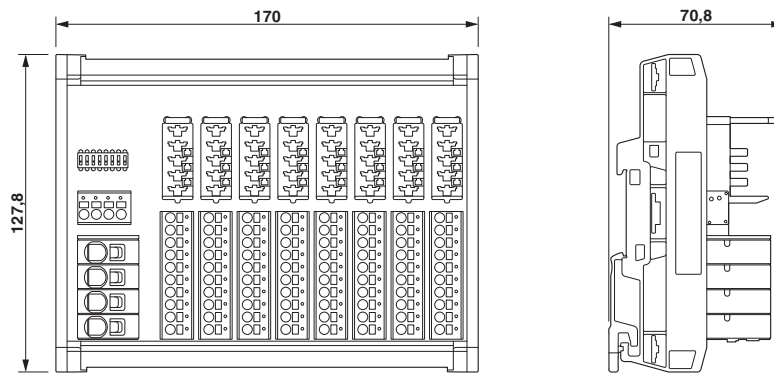
Potential distributors - CBB 08 2X4RC-PT - 2905240

Approvals

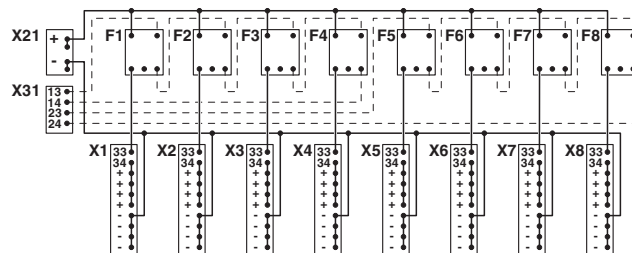
EAC

Drawings

Dimensional drawing

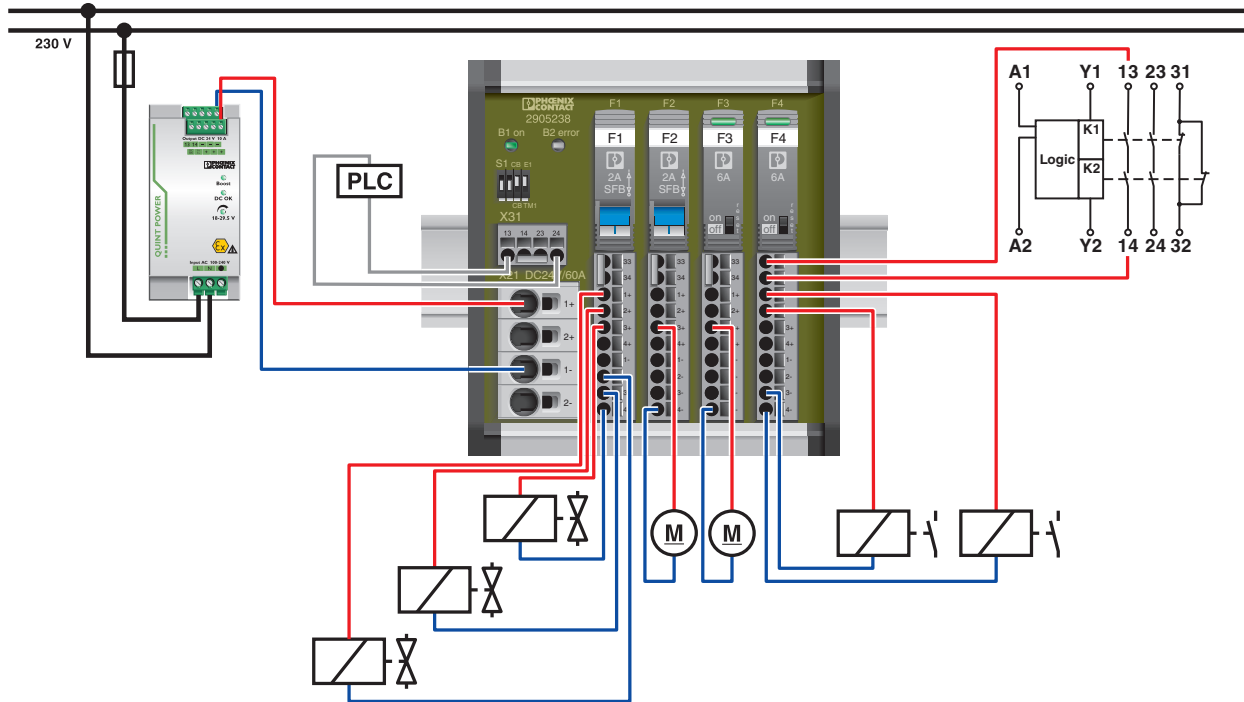


Circuit diagram



Potential distributors - CBB 08 2X4RC-PT - 2905240

Application drawing





Компания «ЭлектроПласт» предлагает заключение долгосрочных отношений при поставках импортных электронных компонентов на взаимовыгодных условиях!

Наши преимущества:

- Оперативные поставки широкого спектра электронных компонентов отечественного и импортного производства напрямую от производителей и с крупнейших мировых складов;
- Поставка более 17-ти миллионов наименований электронных компонентов;
- Поставка сложных, дефицитных, либо снятых с производства позиций;
- Оперативные сроки поставки под заказ (от 5 рабочих дней);
- Экспресс доставка в любую точку России;
- Техническая поддержка проекта, помощь в подборе аналогов, поставка прототипов;
- Система менеджмента качества сертифицирована по Международному стандарту ISO 9001;
- Лицензия ФСБ на осуществление работ с использованием сведений, составляющих государственную тайну;
- Поставка специализированных компонентов (Xilinx, Altera, Analog Devices, Intersil, Interpoint, Microsemi, Aeroflex, Peregrine, Syfer, Eurofarad, Texas Instrument, Miteq, Cobham, E2V, MA-COM, Hittite, Mini-Circuits, General Dynamics и др.);

Помимо этого, одним из направлений компании «ЭлектроПласт» является направление «Источники питания». Мы предлагаем Вам помощь Конструкторского отдела:

- Подбор оптимального решения, техническое обоснование при выборе компонента;
- Подбор аналогов;
- Консультации по применению компонента;
- Поставка образцов и прототипов;
- Техническая поддержка проекта;
- Защита от снятия компонента с производства.



Как с нами связаться

Телефон: 8 (812) 309 58 32 (многоканальный)

Факс: 8 (812) 320-02-42

Электронная почта: org@eplast1.ru

Адрес: 198099, г. Санкт-Петербург, ул. Калинина, дом 2, корпус 4, литера А.