

# KME-BP Series

- Standard Bi-polar type
- Endurance : 1,000 hours at 105°C
- Solvent resistant type (see PRECAUTIONS AND GUIDELINES)
- RoHS Compliant

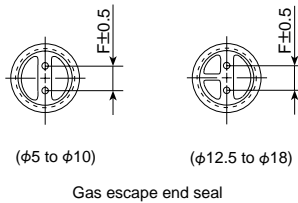
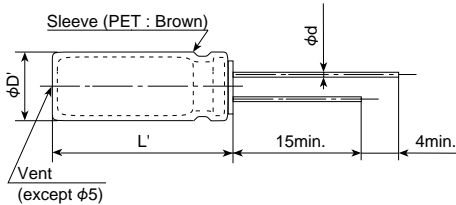


## ◆ SPECIFICATIONS

Items	Characteristics										
Category Temperature Range	-55 to +105°C										
Rated Voltage Range	6.3 to 100V <sub>dc</sub>										
Capacitance Tolerance	±20% (M) (at 20°C, 120Hz)										
Leakage Current	I=0.06CV or 10µA, whichever is greater. (at 20°C after 2 minutes) I=0.03CV or 3µA, whichever is greater. (at 20°C after 5 minutes) Where, I : Max. leakage current (µA), C : Nominal capacitance (µF), V : Rated voltage (V)										
Dissipation Factor (tanδ)	Rated voltage (V <sub>dc</sub> )	6.3V	10V	16V	25V	35V	50V	63V	80V	100V	
	tanδ (Max.)	0.24	0.24	0.20	0.20	0.16	0.14	0.12	0.12	0.10	
	When nominal capacitance exceeds 1,000µF, add 0.02 to the value above for each 1,000µF increase. (at 20°C, 120Hz)										
Low Temperature Characteristics (Max. Impedance Ratio)	Rated voltage (V <sub>dc</sub> )	6.3V	10V	16V	25V	35V	50V	63V	80V	100V	
	Z(-25°C)/Z(+20°C)	4	3	2	2	2	2	2	2	2	
	Z(-40°C)/Z(+20°C)	10	8	6	4	3	3	3	3	3	
Endurance	The following specifications shall be satisfied when the capacitors are restored to 20°C after the rated voltage is applied for 1,000 hours at 105°C, however the polarization shall be reversed every 250 hours.										
	Rated voltage	6.3 to 16V <sub>dc</sub>					25 to 100V <sub>dc</sub>				
	Capacitance change	≤±25% of the initial value					≤±20% of the initial value				
	D.F. (tanδ)	≤150% of the initial specified value									
	Leakage current	≤The initial specified value									
Shelf Life	The following specifications shall be satisfied when the capacitors are restored to 20°C after exposing them for 500 hours at 105°C without voltage applied. Before the measurement, the capacitor shall be preconditioned by applying voltage according to Item 4.1 of JIS C 5101-4.										
	Rated voltage	6.3 to 16V <sub>dc</sub>					25 to 100V <sub>dc</sub>				
	Capacitance change	≤±25% of the initial value					≤±20% of the initial value				
	D.F. (tanδ)	≤150% of the initial specified value									
	Leakage current	≤The initial specified value									

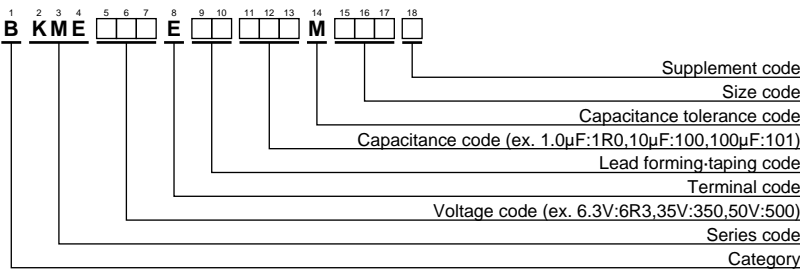
## ◆ DIMENSIONS [mm]

- Terminal Code : E



φD	5	6.3	8	10	12.5	16	18
φd	0.5	0.5	0.6	0.6	0.6	0.8	0.8
F	2.0	2.5	3.5	5.0	5.0	7.5	7.5
φD'	φD+0.5max.						
L'	L+1.5max.						

## ◆ PART NUMBERING SYSTEM



Please refer to "Product code guide (radial lead type)"

## KME-BP Series

### ◆STANDARD RATINGS

WV (Vdc)	Cap (μF)	Case size φD×L(mm)	tanδ	Rated ripple current (mA <sub>rms</sub> /105°C, 120Hz)	Part No.	WV (Vdc)	Cap (μF)	Case size φD×L(mm)	tanδ	Rated ripple current (mA <sub>rms</sub> /105°C, 120Hz)	Part No.	
6.3	33	5×11	0.24	45	BKME6R3E□□330ME11D	35	100	10×16	0.16	160	BKME350E□□101MJ16S	
	47	5×11	0.24	54	BKME6R3E□□470ME11D		220	12.5×20	0.16	290	BKME350E□□221MK20S	
	100	6.3×11	0.24	90	BKME6R3E□□101MF11D		330	12.5×20	0.16	350	BKME350E□□331MK20S	
	220	8×11.5	0.24	150	BKME6R3E□□221MHB5D		470	12.5×25	0.16	465	BKME350E□□471MK25S	
	330	8×11.5	0.24	185	BKME6R3E□□331MHB5D		1,000	16×31.5	0.16	805	BKME350E□□102MLN3S	
	470	10×12.5	0.24	260	BKME6R3E□□471MJC5S		50	1.0	5×11	0.14	10	BKME500E□□1R0ME11D
	1,000	10×20	0.24	460	BKME6R3E□□102MJ20S			2.2	5×11	0.14	15	BKME500E□□2R2ME11D
	2,200	12.5×25	0.26	820	BKME6R3E□□222MK25S			3.3	5×11	0.14	18	BKME500E□□3R3ME11D
	3,300	16×25	0.28	1,110	BKME6R3E□□332ML25S			4.7	5×11	0.14	22	BKME500E□□4R7ME11D
	4,700	16×31.5	0.30	1,430	BKME6R3E□□472MLN3S			10	6.3×11	0.14	37	BKME500E□□100MF11D
6,800	18×35.5	0.34	1,830	BKME6R3E□□682MMP1S	22	8×11.5		0.14	63	BKME500E□□220MHB5D		
10	22	5×11	0.24	37	BKME100E□□220ME11D	33		8×11.5	0.14	77	BKME500E□□330MHB5D	
	33	5×11	0.24	45	BKME100E□□330ME11D	47		10×12.5	0.14	105	BKME500E□□470MJC5S	
	47	5×11	0.24	54	BKME100E□□470ME11D	100		10×20	0.14	190	BKME500E□□101MJ20S	
	100	6.3×11	0.24	90	BKME100E□□101MF11D	220		12.5×25	0.14	340	BKME500E□□221MK25S	
	220	8×11.5	0.24	150	BKME100E□□221MHB5D	330	16×25	0.14	460	BKME500E□□331ML25S		
	330	10×16	0.24	240	BKME100E□□331MJ16S	470	16×31.5	0.14	590	BKME500E□□471MLN3S		
	470	10×16	0.24	290	BKME100E□□471MJ16S	63	3.3	5×11	0.12	20	BKME630E□□3R3ME11D	
	1,000	12.5×20	0.24	510	BKME100E□□102MK20S		4.7	6.3×11	0.12	24	BKME630E□□4R7MF11D	
	2,200	16×25	0.26	910	BKME100E□□222ML25S		10	6.3×11	0.12	40	BKME630E□□100MF11D	
	3,300	16×31.5	0.28	1,200	BKME100E□□332MLN3S		22	8×11.5	0.12	68	BKME630E□□220MHB5D	
4,700	18×35.5	0.30	1,520	BKME100E□□472MMP1S	33		10×12.5	0.12	98	BKME630E□□330MJC5S		
16	10	5×11	0.20	27	BKME160E□□100ME11D		47	10×16	0.12	130	BKME630E□□470MJ16S	
	22	5×11	0.20	40	BKME160E□□220ME11D		100	12.5×20	0.12	225	BKME630E□□101MK20S	
	33	5×11	0.20	49	BKME160E□□330ME11D		220	16×25	0.12	405	BKME630E□□221ML25S	
	47	6.3×11	0.20	67	BKME160E□□470MF11D		330	16×31.5	0.12	535	BKME630E□□331MLN3S	
	100	8×11.5	0.20	110	BKME160E□□101MHB5D		470	18×35.5	0.12	680	BKME630E□□471MMP1S	
	220	10×12.5	0.20	195	BKME160E□□221MJC5S	80	2.2	5×11	0.12	16	BKME800E□□2R2ME11D	
	330	10×16	0.20	265	BKME160E□□331MJ16S		3.3	6.3×11	0.12	23	BKME800E□□3R3MF11D	
	470	10×20	0.20	345	BKME160E□□471MJ20S		4.7	6.3×11	0.12	27	BKME800E□□4R7MF11D	
	1,000	12.5×25	0.20	605	BKME160E□□102MK25S		10	8×11.5	0.12	46	BKME800E□□100MHB5D	
	2,200	16×31.5	0.22	1,070	BKME160E□□222MLN3S		22	10×16	0.12	89	BKME800E□□220MJ16S	
3,300	18×35.5	0.24	1,400	BKME160E□□332MMP1S	33		10×16	0.12	105	BKME800E□□330MJ16S		
25	10	5×11	0.20	27	BKME250E□□100ME11D		47	10×20	0.12	140	BKME800E□□470MJC5S	
	22	6.3×11	0.20	46	BKME250E□□220MF11D		100	12.5×25	0.12	245	BKME800E□□101MK25S	
	33	6.3×11	0.20	56	BKME250E□□330MF11D		220	16×31.5	0.12	435	BKME800E□□221MLN3S	
	47	6.3×11	0.20	67	BKME250E□□470MF11D		330	18×35.5	0.12	570	BKME800E□□331MMP1S	
	100	8×11.5	0.20	110	BKME250E□□101MHB5D	100	1.0	5×11	0.10	12	BKME101E□□1R0ME11D	
	220	10×16	0.20	215	BKME250E□□221MJ16S		2.2	6.3×11	0.10	20	BKME101E□□2R2MF11D	
	330	12.5×20	0.20	320	BKME250E□□331MK20S		3.3	6.3×11	0.10	25	BKME101E□□3R3MF11D	
	470	12.5×20	0.20	380	BKME250E□□471MK20S		4.7	6.3×11	0.10	30	BKME101E□□4R7MF11D	
	1,000	16×25	0.20	670	BKME250E□□102ML25S		10	8×11.5	0.10	50	BKME101E□□100MHB5D	
	2,200	18×35.5	0.22	1,140	BKME250E□□222MMP1S		22	10×16	0.10	97	BKME101E□□220MJ16S	
35	4.7	5×11	0.16	21	BKME350E□□4R7ME11D		33	12.5×20	0.10	140	BKME101E□□330MK20S	
	10	5×11	0.16	30	BKME350E□□100ME11D		47	12.5×20	0.10	170	BKME101E□□470MK20S	
	22	6.3×11	0.16	51	BKME350E□□220MF11D		100	16×25	0.10	300	BKME101E□□101ML25S	
	33	8×11.5	0.16	72	BKME350E□□330MHB5D		220	18×35.5	0.10	510	BKME101E□□221MMP1S	
	47	8×11.5	0.16	86	BKME350E□□470MHB5D							

□□ : Enter the appropriate lead forming or taping code.

### ◆RATED RIPPLE CURRENT MULTIPLIERS

#### ●Frequency Multipliers

Capacitance (μF)	Frequency (Hz)					
	50	120	300	1k	10k	100k
1.0 to 4.7	0.65	1.00	1.35	1.75	2.30	2.50
10 to 47	0.75	1.00	1.25	1.50	1.75	1.80
100 to 1,000	0.80	1.00	1.15	1.30	1.40	1.50
2,200 to	0.85	1.00	1.03	1.05	1.08	1.08

The endurance of capacitors is reduced with internal heating produced by ripple current at the rate of halving the lifetime with every 5°C rise. When long life performance is required in actual use, the rms ripple current has to be reduced.

# Mouser Electronics

Authorized Distributor

Click to View Pricing, Inventory, Delivery & Lifecycle Information:

## [United Chemi-Con \(UCC\):](#)

[KME10VB101M5X11FTX](#) [KME10VB101M5X11LL](#) [KME10VB102M10X16FT](#) [KME10VB102M10X16LL](#)  
[KME10VB221M6X11FT](#) [KME10VB221M6X11LL](#) [KME10VB331M8X11LL](#) [KME16VB331M8X11LL](#)  
[KME16VB332M16X25LL](#) [KME16VB33RM5X11FTX](#) [KME16VB471M10X12.5MC](#) [KME16VB471M10X12FT](#)  
[KME16VB471M10X12LL](#) [KME16VB472M16X31LL](#) [KME16VB682M18X35LL](#) [KME100VB4R7M5X11FT](#)  
[KME100VB4R7M5X11LL](#) [KME100VB22RM8X11FT](#) [KME100VB22RM8X11FTX](#) [KME100VB22RM8X11LL](#)  
[KME100VB2R2M5X11FC](#) [KME100VB2R2M5X11FT](#) [KME100VB331M16X25MC](#) [KME100VB33RM10X12FT](#)  
[KME100VB33RM10X12LL](#) [KME100VB3R3M5X11LL](#) [KME100VB471M16X31LL](#) [KME100VB47RM10X16LL](#)  
[KME160VB221M18X35LL](#) [KME160VB22RM10X20LL](#) [KME160VB2R2M6X11LL](#) [KME160VB47RM12X25LL](#)  
[KME160VB4R7M8X11FT](#) [KME100VB101M12X20FT](#) [KME100VB101M12X20LL](#) [KME100VB10RM6X11FT](#)  
[KME100VB10RM6X11FTX](#) [KME100VB10RM6X11LL](#) [KME100VB1R0M5X11FC](#) [KME100VB1R0M5X11FTX](#)  
[KME100VB1R0M5X11LL](#) [KME10VB471M8X11LL](#) [KME10VB47RM5X11LL](#) [KME160VB10RM10X16LL](#)  
[KME200VB101M16X31LL](#) [KME200VB22RM10X20LL](#) [KME200VB2R2M6X11LL](#) [KME200VB47RM12X25LL](#)  
[KME25VB221M8X11LL](#) [KME25VB222M16X25C3](#) [KME25VB222M16X25LL](#) [KME25VB222M16X25MC](#)  
[KME25VB22RM5X11FC](#) [KME25VB22RM5X11FTX](#) [KME25VB22RM5X11LL](#) [KME25VB331M10X12LL](#)  
[KME25VB332M16X31LL](#) [KME25VB33RM5X11FTX](#) [KME25VB33RM5X11LL](#) [KME25VB471M10X16FT](#)  
[KME25VB471M10X16LL](#) [KME35VB47RM6X11FT](#) [KME35VB47RM6X11FTX](#) [KME35VB47RM6X11LL](#)  
[KME35VB4R7M5X11FTX](#) [KME400VB10RM12X20LL](#) [KME400VB1R0M10X12LL](#) [KME6.3VB103M16X31LL](#)  
[KMEBP100VB10RM8X11LL](#) [KME16VB101M6X11FC](#) [KME16VB101M6X11FT](#) [KME16VB101M6X11LL](#)  
[KME16VB102M10X20LL](#) [KME16VB102M10X20MX](#) [KME16VB10RM5X11FTX](#) [KME16VB10RM5X11LL](#)  
[KME16VB221M8X11LL](#) [KME16VB22RM5X11LL](#) [KME25VB101M6X11FM](#) [KME25VB101M6X11FT](#)  
[KME25VB101M6X11FTX](#) [KME25VB101M6X11LL](#) [KME25VB102M12X20FT](#) [KME25VB102M12X20LL](#)  
[KME25VB10RM5X11FT](#) [KME25VB10RM5X11FTX](#) [KME25VB221M8X11FT](#) [KME35VB22RM5X11LL](#)  
[KME35VB331M10X16FT](#) [KME35VB331M10X16LL](#) [KME35VB332M18X35LL](#) [KME35VB471M10X20LL](#)  
[KME50VB471M12X20FT](#) [KME50VB471M12X20LL](#) [KME50VB47RM6X11FT](#) [KME50VB47RM6X11LL](#)  
[KME50VB4R7M5X11FTX](#) [KME50VB4R7M5X11LL](#) [KME50VB68RM8X11.5C3](#) [KME250VB101M18X35LL](#)



Компания «ЭлектроПласт» предлагает заключение долгосрочных отношений при поставках импортных электронных компонентов на взаимовыгодных условиях!

Наши преимущества:

- Оперативные поставки широкого спектра электронных компонентов отечественного и импортного производства напрямую от производителей и с крупнейших мировых складов;
- Поставка более 17-ти миллионов наименований электронных компонентов;
- Поставка сложных, дефицитных, либо снятых с производства позиций;
- Оперативные сроки поставки под заказ (от 5 рабочих дней);
- Экспресс доставка в любую точку России;
- Техническая поддержка проекта, помощь в подборе аналогов, поставка прототипов;
- Система менеджмента качества сертифицирована по Международному стандарту ISO 9001;
- Лицензия ФСБ на осуществление работ с использованием сведений, составляющих государственную тайну;
- Поставка специализированных компонентов (Xilinx, Altera, Analog Devices, Intersil, Interpoint, Microsemi, Aeroflex, Peregrine, Syfer, Eurofarad, Texas Instrument, Miteq, Cobham, E2V, MA-COM, Hittite, Mini-Circuits, General Dynamics и др.);

Помимо этого, одним из направлений компании «ЭлектроПласт» является направление «Источники питания». Мы предлагаем Вам помощь Конструкторского отдела:

- Подбор оптимального решения, техническое обоснование при выборе компонента;
- Подбор аналогов;
- Консультации по применению компонента;
- Поставка образцов и прототипов;
- Техническая поддержка проекта;
- Защита от снятия компонента с производства.



#### Как с нами связаться

**Телефон:** 8 (812) 309 58 32 (многоканальный)

**Факс:** 8 (812) 320-02-42

**Электронная почта:** [org@eplast1.ru](mailto:org@eplast1.ru)

**Адрес:** 198099, г. Санкт-Петербург, ул. Калинина, дом 2, корпус 4, литера А.