

TMS-SCE and TMS-SCE-2X

HEAT SHRINK IDENTIFICATION SYSTEM

Technical Datasheet

TTDS-023 Revision 7 - May 2017

TMS-SCE Military Grade, Heat Shrink Identification Marker Sleeving, for the identification of wire and cables.

Made from durable, flame retarded, radiation cross linked heat shrinkable polyolefin. Supplied in 'ladder format', sleeves are presented for ease of printing and kitting.

TMS-SCE is a thin wall, light weight, fast recovery 3:1 shrink ratio sleeve, allowing the customer to cover a wide range of cable diameters.

TMS-SCE-2X is a thicker, rugged wall, 2:1 shrink ratio sleeve, which can aid with handling and installation.

Suitable for a wide variety of applications, including aerospace, military, industrial and energy. Marker sleeves meet the mark permanence requirements of AS5942 and MIL 202 Method 215

TMS-SCE meets the material performance requirements of the AMS SAE DTL 23053/5 specification.

TMS-SCE-2X sleeves are fabricated from AMS SAE DTL 23053/5 class 1 and 3 tubing.

TMS-SCE and TTMS Heat Shrink Identification products are available as part of a complete identification system. The system comprises specific printers, thermal transfer ribbons and WINTOTAL software.

TMS-SCE MILITARY GRADE

HEAT SHRINK CABLE IDENTIFICATION SYSTEM

Features

- Self-extinguishing, non-flame propagating
- Resistant to key Military and Aerospace fluids (defined by RW-2511)
- Military grade performance
- Can be laser marked for superior performance
- Pre-termination Cable Identification
- Sleeve diameters from 2.4mm to 57.15mm (3/32 to 2 1/4)
- TMS-SCE (3:1 Shrink ratio)
- TMS-SCE-2X (2:1 shrink ratio)

Temperature Rating

- -55°C to 135°C (-67°F to 275°F)

Product Compliance

TMS-SCE fully complies with 2011/65/EU RoHS II directive, and Regulation (EC) number 1907/2006 (REACH)

Further information and a downloadable declaration covering RoHS and REACH compliance can be found at the TE Product Compliance Support Centre:

<http://www.te.com/usa-en/utilities/product-compliance.html>

Shelf Life

- Refer to TE document 408-121006 Cable Identification Shelf Life Document

Industry



Specifications / Approvals

TE Connectivity Standard

RW-2511 Specification for TMS-SCE products

Rail

EN45545-2, Railway applications - Fire protection on railway vehicles, Part 2: Requirements for fire behaviour of materials and components
Fire Hazard Classification 1, 2 and 3, in accordance with requirement set R24

NFPA 130 Standard for Fixed Guideway Transit and Passenger Rail Systems, Fire protection requirements, Interior Fire Propagation Resistance

Federal Railroad Administration, DOT, Appendix B to Part 238, Test Methods and Performance Criteria for the Flammability and Smoke Emission Characteristics of Materials used in Passenger Cars and Locomotive Cabs

SHAZAINENNSHI, Japan Railway Rolling Stock & Machinery Association 2003 Classification 'Flame Retardant' Serial number 2015-163K

Military

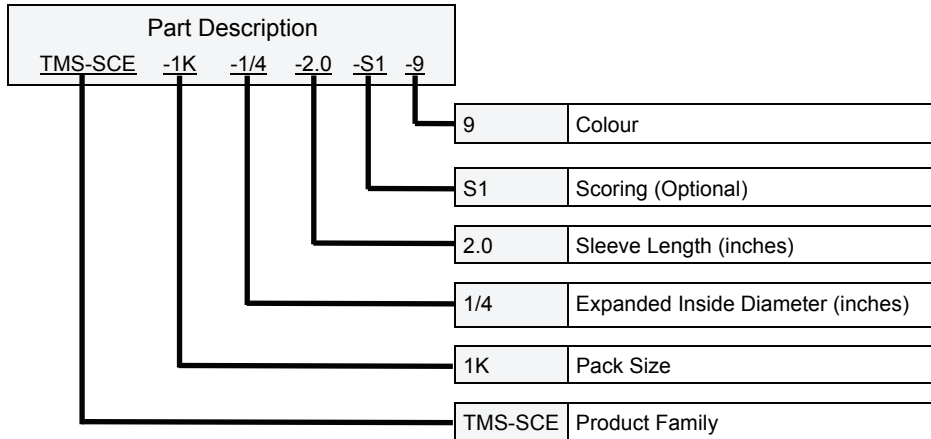
SAE-AMS-23053/5 Insulation Sleeving, Electrical, Heat Shrinkable, Polyolefin, Semi-Rigid, Crosslinked.

- TMS-SCE Class 1 Material performance
- TMS-SCE-2X fabricated from Class 1 and 3 tubing

Industrial

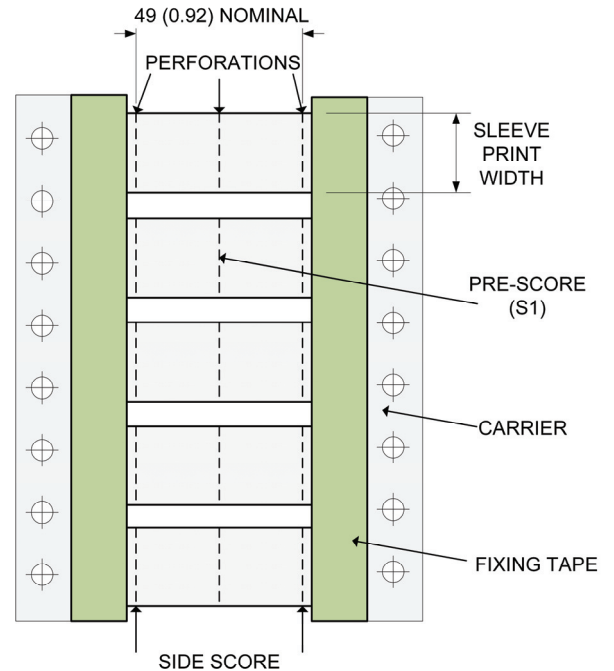
CSA Standard C22.2 No 198.1 Class Number 9032-01
INSULATING DEVICES AND MATERIALS-Insulating Tubing and Sleeving,
File reference 31929

UL Certification, Tubing, Extruded Insulating Component
File reference YDPU2.E35586



Available Options

Pre-scoring	Perforated score to produce multiple marker sleeves from each sleeve				
	1 Pre-score	Code	S1		
	2 Pre-scores	Code	S2		
	3 Pre-scores	Code	S3		
Packaging sizes	<blank>	TMS-SCE	TMS-SCE-2X		
	250 pieces	Available for all sizes	3/8 to 3/4		
	0.5	3/4 and above	All Sizes		
	1K	All Sizes	All Sizes		
	2.5K	3/32 to 3/8	Not available		
	5K	3/32 to 3/8	Not available		
Colours (TMS-SCE)	Black	Pink	Red	Orange	Yellow
	0	2L	2	3	4
	Green	Blue	Violet	Grey	White
	5	6	7	8	9



Dimensions in mm (inches)

Specify product name, pack size (leave blank if 250 pieces are required), sleeve size, sleeve length, pre-score (leave blank if not required) and colour

Ordering Example: TMS-SCE-1K-1/4-2.0-S1-9

To maximise print contrast, colours are based on pastel shades. TMS-SCE-2X is available in White only.



TMS-SCE (-2X)
Military Grade Heat Shrink Identification Sleeve

Ordering description	Inside diameter				Recovered Wall Thickness	Weight	Cable Diameter Recommended use range	
	As supplied (minimum)		After recovery (Maximum)				mm	inches
	mm	inches	mm	inches	mm	g		
TMS-SCE - <pack size> - 3/32 – 2.0 - <score> - <colour>	2.36	0.093	0.79	0.031	0.53	0.166	0.81 to 1.90	0.032 to 0.075
TMS-SCE - <pack size> - 1/8 – 2.0 - <score> - <colour>	3.18	0.125	1.07	0.042	0.58	0.211	1.11 to 2.66	0.044 to 0.105
TMS-SCE - <pack size> - 3/16 – 2.0 - <score> - <colour>	4.75	0.187	1.57	0.062	0.58	0.273	1.75 to 4.06	0.069 to 0.160
TMS-SCE - <pack size> - 1/4 – 2.0 - <score> - <colour>	6.35	0.250	2.11	0.083	0.58	0.358	2.31 to 5.46	0.091 to 0.215
TMS-SCE - <pack size> - 3/8 – 2.0 - <score> - <colour>	9.53	0.375	3.18	0.125	0.61	0.489	3.47 to 8.12	0.137 to 0.320
TMS-SCE - <pack size> - 1/2 – 2.0 - <score> - <colour>	12.70	0.500	4.22	0.166	0.61	0.661	4.64 to 10.79	0.183 to 0.425
TMS-SCE - <pack size> - 3/4 – 2.0 - <score> - <colour>	19.05	0.750	6.35	0.250	0.64	0.957	6.99 to 16.25	0.275 to 0.640
TMS-SCE - <pack size> - 1 – 2.0 - <score> - <colour>	25.40	1.000	8.46	0.333	0.64	1.215	9.29 to 21.59	0.366 to 0.850
TMS-SCE - <pack size> - 1 1/2 – 2.0 - <score> - <colour>	38.10	1.500	19.05	0.750	0.51	2.163	20.95 to 33.02	0.825 to 1.300
TMS-SCE - <pack size> - 2 – 2.0 - <score> - <colour>	50.80	2.000	25.40	1.000	0.64	2.379	27.94 to 44.95	1.100 to 1.770
TMS-SCE - <pack size> - 2 1/4 – 2.0 - <score> - <colour>	57.15	2.250	19.05	0.750	0.76	3.763	22.32 to 50.80	0.879 to 2.000
TMS-SCE-2X - <pack size> - 3/32 – 2.0 - <score> - <colour>	2.36	0.093	1.17	0.046	0.64	1.270	1.90 to 0.050	0.050 to 0.075
TMS-SCE-2X - <pack size> - 1/8 – 2.0 - <score> - <colour>	3.18	0.125	1.58	0.062	0.64	1.750	2.66 to 0.069	0.069 to 0.105
TMS-SCE-2X - <pack size> - 3/16 – 2.0 - <score> - <colour>	4.75	0.187	2.36	0.093	0.64	2.540	4.06 to 0.100	0.100 to 0.160
TMS-SCE-2X - <pack size> - 1/4 – 2.0 - <score> - <colour>	6.35	0.250	3.18	0.125	0.64	3.810	5.46 to 0.150	0.150 to 0.215
TMS-SCE-2X - <pack size> - 3/8 – 2.0 - <score> - <colour>	9.53	0.375	4.75	0.187	0.64	5.590	8.12 to 0.220	0.220 to 0.320
TMS-SCE-2X - <pack size> - 1/2 – 2.0 - <score> - <colour>	12.70	0.500	6.35	0.250	0.64	6.990	10.79 to 0.275	0.275 to 0.425
TMS-SCE-2X - <pack size> - 3/4 – 2.0 - <score> - <colour>	19.05	0.750	9.53	0.375	0.76	10.16	16.25 to 0.400	0.400 to 0.640



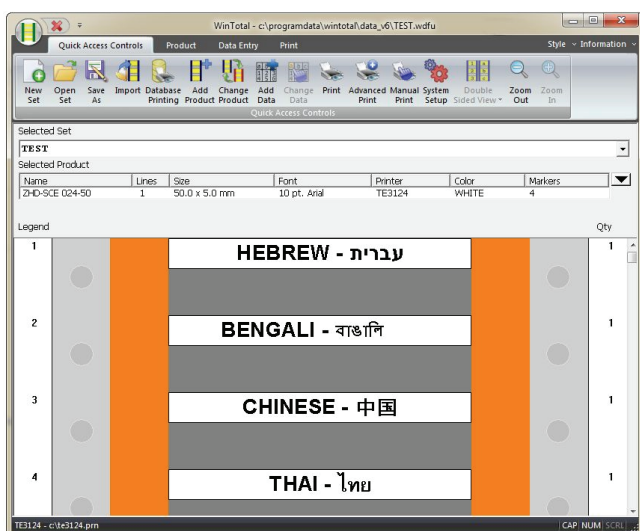


Printer Information

Print quality and print performance can only be guaranteed when specific TE printer and ribbons are used.

The current list of printers and ribbons can be found in TE document 411-121005 'Identification Printer Product Ribbon Matrix'. This document can be found in 'Access Our Tools':

<http://www.te.com/usa-en/utilities/access-product-tools-and-resources.html>




Software

WINTOTAL software, available to download for a 14 day evaluation period from the Identification Printer Software page:

<http://www.te.com/usa-en/products/identification-labeling/printers-software.html>

Contact a TE representative for further information



www.te.com/rail

TE Connectivity, TE Connectivity (logo) and Every Connection Counts are trademarks. All other logos, products and/or company names referred to herein might be trademarks of their respective owners.

The information given herein, including drawings, illustrations and schematics which are intended for illustration purposes only, is believed to be reliable. However, TE Connectivity makes no warranties as to its accuracy or completeness and disclaims any liability in connection with its use. TE Connectivity's obligations shall only be as set forth in TE Connectivity's Standard Terms and Conditions of Sale for this product and in no case will TE Connectivity be liable for any incidental, indirect or consequential damages arising out of the sale, resale, use or misuse of the product. Users of TE Connectivity products should make their own evaluation to determine the suitability of each such product for the specific application.

© 2017 TE Connectivity Ltd. family of companies All Rights Reserved.





Компания «ЭлектроПласт» предлагает заключение долгосрочных отношений при поставках импортных электронных компонентов на взаимовыгодных условиях!

Наши преимущества:

- Оперативные поставки широкого спектра электронных компонентов отечественного и импортного производства напрямую от производителей и с крупнейших мировых складов;
- Поставка более 17-ти миллионов наименований электронных компонентов;
- Поставка сложных, дефицитных, либо снятых с производства позиций;
- Оперативные сроки поставки под заказ (от 5 рабочих дней);
- Экспресс доставка в любую точку России;
- Техническая поддержка проекта, помощь в подборе аналогов, поставка прототипов;
- Система менеджмента качества сертифицирована по Международному стандарту ISO 9001;
- Лицензия ФСБ на осуществление работ с использованием сведений, составляющих государственную тайну;
- Поставка специализированных компонентов (Xilinx, Altera, Analog Devices, Intersil, Interpoint, Microsemi, Aeroflex, Peregrine, Syfer, Eurofarad, Texas Instrument, Miteq, Cobham, E2V, MA-COM, Hittite, Mini-Circuits, General Dynamics и др.);

Помимо этого, одним из направлений компании «ЭлектроПласт» является направление «Источники питания». Мы предлагаем Вам помощь Конструкторского отдела:

- Подбор оптимального решения, техническое обоснование при выборе компонента;
- Подбор аналогов;
- Консультации по применению компонента;
- Поставка образцов и прототипов;
- Техническая поддержка проекта;
- Защита от снятия компонента с производства.



Как с нами связаться

Телефон: 8 (812) 309 58 32 (многоканальный)

Факс: 8 (812) 320-02-42

Электронная почта: org@eplast1.ru

Адрес: 198099, г. Санкт-Петербург, ул. Калинина, дом 2, корпус 4, литера А.