



# DIN-24R-01, TB-24R-01

## Terminal Boards with 24-CH Relay Outputs



DIN-24R-01



TB-24R-01

### Introduction

The DIN-24R-01 and TB-24R-01 relay output boards are designed for industrial control applications. It contains 24 electro-mechanical SPDT relays that can be driven by the 24-bit digital output ports of the PCI-7224, PCI-7248, PCI-7296, ACL-7112, ACL-7124, PET-48DIO, and ND-6058.

Each relay's switching capacity is 60 W, 125 V<sub>AC</sub>. The normally closed, and common contacts for each relay are made available for maximum flexibility.

### Features

- 24-CH single-pole, double-throw (SPDT form C) relay outputs
- 50-pin Opto-22 compatible connector
- Maximum switching voltage 220 V<sub>dc</sub>/250 V<sub>AC</sub>
- Maximum switching current up to 2 A<sub>DC</sub>/AC
- LED indicator for relay status
- Onboard relay driver circuitry
- Screw terminals for easy field wiring
- DIN socket available on DIN-24R-01
- 50-pin SCSI-type connector available on DIN-24R-01 to interface with ND-6058

### Specifications

- Relay Output
  - Number of channels: 24
  - Relay Type: SPDT (Form C)
  - Contact Rating
    - ♦ AC: 125 V @ 0.6 A
    - ♦ DC: 30 V @ 2 A
  - Breakdown Voltage: 1500 V<sub>RMS</sub>
  - Contact Resistance: 50 mΩ
  - Relay ON/OFF Time
    - ♦ Operate time: 3 ms
    - ♦ Release time: 3 ms
  - LED Indicators for Relay Status: per channel
  - Expected Life: 5 x 10<sup>5</sup> operations @ 2 A, 30 V<sub>DC</sub>
  - External Coil Excitation Voltage:
    - ♦ 12 V nominal, 19.2 V maximum (TB-24R/12-01 & DIN-24R/12-01)
    - ♦ 24 V nominal, 38.5 V maximum (TB-24R/24-01 & DIN-24R/24-01)

- I/O Connector
  - 50-pin ribbon male
  - 50-pin SCSI-II female
- Operating Temperature: 0°C to +60°C
- Storage Temperature: -20°C to +80°C
- Relative Humidity: 5% to 95%, non-condensing
- Power Consumption:

	+12 V	+24 V
TB-24R/12-01	288 mA maximum	-
TB-24R/24-01	-	44 mA maximum

- Dimensions
  - TB-24R-01: 220 mm x 132 mm x 15 mm (W x L x H)
  - DIN-24R-01: 203 mm x 120 mm x 55 mm (W x L x H)


### Ordering Information

- **TB-24R/12-01**  
Terminal board with 24-CH relay outputs @ 12 V coil voltage
- **TB-24R/24-01**  
Terminal board with 24-CH relay outputs @ 24 V coil voltage
- **DIN-24R/12-01**  
Terminal board with 24-CH relay outputs @ 12 V coil voltage and DIN-rail mounting
- **DIN-24R/24-01**  
Terminal board with 24-CH relay outputs @ 24 V coil voltage and DIN-rail mounting
- **Accessory**
  - Cabling  
ACL-10150-: 50-pin flat cable


Contact your sales representative for cable length options.

# DIN-24P-01, TB-24P-01

## Terminal Boards with 24-CH Opto-Isolated Digital Inputs



DIN-24P-01



TB-24P-01

### Introduction

The DIN-24P-01 and TB-24P-01 digital input terminal boards feature high-voltage optoisolation on all input channels.

They provide 24 channels that are accessed through a single 50-pin connector that is standard on the NuDAQ digital I/O boards, including ACL-7122, ACL-7124, PET-48DIO, PCI-7224, PCI-7248, PCI-7296 and ND-6058. Each channel's input mode is configurable via jumper settings.

### Features

- 24-CH opto-isolated digital inputs
- 50-pin opto-22 compatible connector
- Non-polarity digital input range
- Isolated input voltage up to 24 V
- 5000 V<sub>RMS</sub> optical isolation
- Jumper configurable for voltage input or dry-contact input mode
- LED indicator for input status
- Screw terminals for easy field wiring
- DIN socket is available on DIN-24P-01
- 50-pin SCSI connector available on DIN-24P-01 to interface with ND-6058

### Specifications

- Input Modes
  - Voltage input
  - Dry contact input
- Isolated Digital Input
  - Number of channels: 24, maximum
  - Maximum input range: 24 V, non-polarity
  - Digital logic levels
    - ♦ 0 to 24 V, non-polarity
    - ♦ Input high voltage: 5 V to 24 V
    - ♦ Input low voltage: 0 to +1.5 V
  - Input resistance: 1.2 kΩ @ 0.5 V
  - Isolation voltage: 5000 V<sub>RMS</sub>
- Dry Contact Input
  - Number of channels: 24
  - Internal pull-up voltage supply: +5 V<sub>DC</sub>
- LED Indicators for Input Status: one per channel

- I/O Connector
  - 50-pin ribbon male
  - 50-pin SCSI-II female
- Operating Temperature: 0°C to +60°C
- Storage Temperature: -20°C to +80°C
- Relative Humidity: 5% to 95%, non-condensing
- Power Requirement:

+5 V
40 mA maximum

- Dimensions
  - TB-24P-01: 220 mm x 132 mm x 23 mm (W x L x H)
  - DIN-24P-01: 259 mm x 121 mm x 55 mm (W x L x H)

### Ordering Information

- **TB-24P/24-01**  
Terminal Board with 24-CH isolated digital inputs
- **DIN-24P-01**  
Terminal Board with 24-CH isolated digital inputs and DIN-rail mounting
- **Accessory**
  - Cabling  
ACL-10150: 50-pin flat cable

Contact your sales representative for cable length options.



Компания «ЭлектроПласт» предлагает заключение долгосрочных отношений при поставках импортных электронных компонентов на взаимовыгодных условиях!

Наши преимущества:

- Оперативные поставки широкого спектра электронных компонентов отечественного и импортного производства напрямую от производителей и с крупнейших мировых складов;
- Поставка более 17-ти миллионов наименований электронных компонентов;
- Поставка сложных, дефицитных, либо снятых с производства позиций;
- Оперативные сроки поставки под заказ (от 5 рабочих дней);
- Экспресс доставка в любую точку России;
- Техническая поддержка проекта, помощь в подборе аналогов, поставка прототипов;
- Система менеджмента качества сертифицирована по Международному стандарту ISO 9001;
- Лицензия ФСБ на осуществление работ с использованием сведений, составляющих государственную тайну;
- Поставка специализированных компонентов (Xilinx, Altera, Analog Devices, Intersil, Interpoint, Microsemi, Aeroflex, Peregrine, Syfer, Eurofarad, Texas Instrument, Miteq, Cobham, E2V, MA-COM, Hittite, Mini-Circuits, General Dynamics и др.);

Помимо этого, одним из направлений компании «ЭлектроПласт» является направление «Источники питания». Мы предлагаем Вам помощь Конструкторского отдела:

- Подбор оптимального решения, техническое обоснование при выборе компонента;
- Подбор аналогов;
- Консультации по применению компонента;
- Поставка образцов и прототипов;
- Техническая поддержка проекта;
- Защита от снятия компонента с производства.



#### Как с нами связаться

**Телефон:** 8 (812) 309 58 32 (многоканальный)

**Факс:** 8 (812) 320-02-42

**Электронная почта:** [org@eplast1.ru](mailto:org@eplast1.ru)

**Адрес:** 198099, г. Санкт-Петербург, ул. Калинина, дом 2, корпус 4, литера А.