

# SC Fiber Optic Connectors

## specifications

SC field polish connectors are TIA/EIA-604 FOCIS-3 compliant. SC simplex and duplex connectors are field terminable. The fibers shall terminate in 2.5mm ceramic ferrules with non-optical disconnect functionality and an average insertion loss of 0.1dB (multimode) and 0.15dB (singlemode) per mated pair.



## technical information

<b>Standards requirements:</b>	TIA/EIA-604 FOCIS-3 compliant; exceeds TIA/EIA-568-B.3 requirements
<b>Fiber compatibility:</b>	62.5/125µm OM1, 50/125µm OM2, 10Gig™ 50/125µm laser optimized OM3/OM4 and 9/125µm OS1/OS2
<b>Fiber cable type:</b>	900µm tight-buffered cable recommended
<b>Fiber cable size:</b>	3.0mm or 1.6mm – 2.0mm jacketed cable
<b>Ferrule type:</b>	Zirconia ceramic ferrule
<b>Insertion loss:</b>	0.1dB average (multimode), 0.15dB (singlemode)
<b>Return loss:</b>	>20dB (multimode), >40dB (singlemode)

## key features and benefits

<b>Free floating housing</b>	Ensures complete latching even when inserted by the boot; valuable in high-density spacing applications
<b>Pre-assembled inner inner housing</b>	Fewer parts simplifies assembly and reduces installer error for lower installed cost
<b>Full length adhesive fill tube</b>	Prevents adhesive from entering internal cavity of connector to reduce installer error
<b>Non-optical disconnect</b>	Maintains data transmission under tensile loads for jacketed cable for network reliability
<b>Anaerobic adhesive field installation</b>	Simplifies and reduces installation time by 50% compared to heat cured epoxy terminations; curing oven/time not required
<b>High temperature thermoplastic design</b>	Allows use of high glass transition temperature epoxies with cure temperatures up to 150°C (302°F)
<b>Simplex available with 900µm and 3.0mm or 1.6 – 2.0mm boots</b>	One connector part number for both fiber types for easier ordering and stocking
<b>Standard 2.5mm ceramic ferrules</b>	Provide the highest durability for repeated matings

## applications

Panduit SC Fiber Optic Connectors are used for equipment cross-connects or interconnects in backbone, horizontal and work area applications. SC connectors are recommended by TIA/EIA-568-B.3 at the wall outlet and the

telecommunications closet. Multimode connectors provide a robust and easy to terminate solution for lower cost fiber-to-the-desk applications. Singlemode connectors provide added bandwidth capacity for data hungry applications.

\*MTP is a registered trademark of US Conec Ltd.

**www.panduit.com**

### SC Simplex Fiber Optic Connectors for 900µm Buffered Fiber and 3.0mm Jacketed Cable

<b>Multimode (black boots):</b>	FSCM5BL
<b>Multimode (black boots):</b>	FSCMBL
<b>Multimode (red boots):</b>	FSCMRD
<b>Singlemode (blue boots):</b>	FSCSBU

### SC Simplex Fiber Optic Connectors for 900µm Buffered Fiber and 1.6mm – 2.0mm Jacketed Cable

<b>Multimode (black boots):</b>	FSCM2.05BL
<b>Multimode (black boots):</b>	FSCM2.0BL
<b>Multimode (red boots):</b>	FSCM2.0RD
<b>Singlemode (blue boots):</b>	FSCS2.0BU

### SC Duplex Fiber Optic Connectors for 3.0mm Jacketed Cable

<b>Multimode (black boots)</b>	FSCDM5BL
<b>Multimode (black/red):</b>	FSCDM

### SC Fiber Optic Adapters

<b>Duplex MM:</b>	FADSC EI-L
<b>Duplex MM:</b>	FADSCBL-L
<b>Duplex 10Gig™ (zirc):</b>	FADSCZ AQ-L
<b>Simplex SM (zirc):</b>	FASCSZBU-L
<b>Simplex APC (zirc):</b>	FASCSZAG-L

L = Bag of 50 adapters; 100 per carton.

### Mini-Com® SC Adapter Modules

<b>Duplex MM:</b>	CMDEISCEI
<b>Duplex MM:</b>	CMDBLSCBL
<b>Duplex 10Gig™ (zirc.):</b>	CMSBUSCZBU
<b>Simplex SM (zirc):</b>	CMSBUSCZBU
<b>Simplex APC (zirc):</b>	CMSAGSCZBL

### Opticom® SC Fiber Adapter Panels

<b>6 duplex MM:</b>	FAP6WEIDSC
<b>6 duplex MM:</b>	FAP6WBLDSC
<b>6 duplex 10Gig™:</b>	FAP6WAQDSCZ
<b>6 duplex SM (zirc.):</b>	FAP6WBUDSCZ
<b>12 simplex SM (zirc.):</b>	FAP12WBUSCZ

### Opticom® QuickNet™ Pre-Terminated MTP\* Cassettes

<b>12 SC to MTP* (12f):</b>	FC^12-3S
<b>6 SC to MTP* (12f):</b>	FC^12-3

### Opti-Core® Fiber Optic Patch Cords

<b>Duplex SC to SC:</b>	F^D3-3M‡
<b>Simplex SC to SC:</b>	F^S3-3M‡
<b>Simplex SC to pigtail:</b>	F^B3-NM‡

### SC Termination Tooling

<b>Termination kit:</b>	FJKITG
<b>Refurbishment kit:</b>	FJKITG-RFB

### Additional Components for Singlemode

<b>1µm diamond film:</b>	FPP1-V
<b>0.05µm lapping film:</b>	FLCFPLF-X

### HD Connector Removal Tool

<b>For LC and SC:</b>	PCRT1
-----------------------	-------

Substitute for module color:

El = Electric Ivory	BU = Blue
IG = International Gray	WH = White
TG = Technical Gray	BL = Black
AW = Arctic White	IW = Off White
EW = European White	

^Substitute for fiber type:  
X (OM3/OM4 – 10Gig™ 50/125µm), 5 (OM2 – 50/125µm), 6 (OM1 – 62.5/125µm) or 9 (OS1/OS2 – 9/125µm).

‡Substitute for length in meters: 1, 2, 3, 5 or 10 for patch cords, and 1, 2 or 3 for pigtails; singlemode patch cords are also available in 12, 15, 25 or 30 meter lengths. Contact Customer Service for other available lengths.

# SC Fiber Optic Connectors

## performance information

Test Parameter	Description	Result
Qualification test suite (TIA/EIA-568-B.3 requirements)	Complete testing protocol per TIA/EIA-568-B.3 using TIA/EIA FOTPs that include mechanical, environmental and optical test sequences	Compliant; exceeds TIA/EIA-568-B.3 requirements
Connector intermatability	Dimensional and material compliance to TIA/EIA standards	All connectors are FOCIS compliant with TIA/EIA-604-3

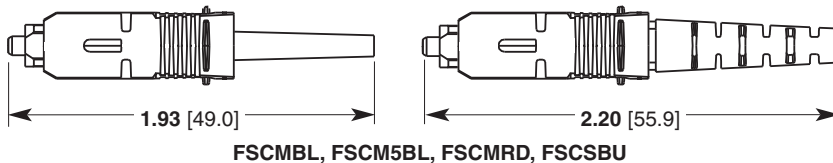
## selection information

Part Number	Connector Type	Cable Type	Fiber	Ferrule	Housing Color	Boot Color	Average Insertion Loss*	Return Loss
FSCM5BL	Simplex	900 micron buffered fiber and 3.0mm jacketed cable	Multimode	Zirconia Ceramic	Black	Black	0.1dB	>20
FSCM2.05BL	Simplex	900 micron buffered fiber and 1.6 – 2.0mm jacketed cable						
FSCDM5BL	Duplex	3.0mm jacketed cable						
FSCMBL	Simplex	900µm buffered fiber and 3.0mm jacketed cable						
FSCMRD	Simplex	900µm buffered fiber and 3.0mm jacketed cable			Electric Ivory	Red		
FSCM2.0BL	Simplex	900µm buffered fiber and 1.6mm – 2.0mm jacketed cable				Black		
FSCM2.0RD	Simplex	900µm buffered fiber and 1.6mm – 2.0mm jacketed cable				Red		
FSCDM	Duplex	3.0mm jacketed cable				Red and Black		
FSCSBU	Simplex	900µm buffered fiber and 3.0mm jacketed cable	Singlemode	Zirconia Ceramic	Blue	Blue	0.15dB	>40
FSCS2.0BU	Simplex	900µm buffered fiber and 1.6mm – 2.0mm jacketed cable						

\*All connector insertion loss values calculated from tests taken with precision launch jumper assemblies per TIA/EIA-FOTP-171.

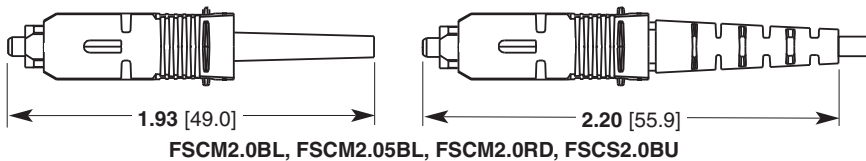
### SC Simplex Connectors

For 900µm Fiber and 3.0mm Jacketed Cable



FSCMBL, FSCM5BL, FSCMRD, FSCSBU

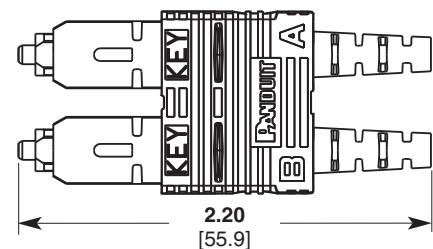
For 900µm Fiber and 1.6mm – 2.0mm Jacketed Cable



FSCM2.0BL, FSCM2.05BL, FSCM2.0RD, FSCS2.0BU

### SC Duplex Connector

For 3.0mm Jacketed Cable



FSCDM, FSCDM5BL

Dimensions are in inches [Dimensions in brackets are in millimeters].

### WORLDWIDE SUBSIDIARIES AND SALES OFFICES

PANDUIT CANADA  
Markham, Ontario  
cs-cdn@panduit.com  
Phone: 800.777.3300

PANDUIT EUROPE LTD.  
London, UK  
cs-emea@panduit.com  
Phone: 44.20.8601.7200

PANDUIT SINGAPORE PTE. LTD.  
Republic of Singapore  
cs-ap@panduit.com  
Phone: 65.6305.7575

PANDUIT JAPAN  
Tokyo, Japan  
cs-japan@panduit.com  
Phone: 81.3.6863.6000

PANDUIT LATIN AMERICA  
Jalisco, Mexico  
cs-la@panduit.com  
Phone: 52.33.3777.6000

PANDUIT AUSTRALIA PTY. LTD.  
Victoria, Australia  
cs-aus@panduit.com  
Phone: 61.3.9794.9020

For a copy of Panduit product warranties, log on to [www.panduit.com/warranty](http://www.panduit.com/warranty)

For more information

Visit us at [www.panduit.com](http://www.panduit.com)

Contact Customer Service by email: [cs@panduit.com](mailto:cs@panduit.com)  
or by phone: 800-777-3300 and reference FBSP15

**PANDUIT**<sup>®</sup>

©2010 Panduit Corp.  
ALL RIGHTS RESERVED.

WW-FBSP15

10/2010



Компания «ЭлектроПласт» предлагает заключение долгосрочных отношений при поставках импортных электронных компонентов на взаимовыгодных условиях!

Наши преимущества:

- Оперативные поставки широкого спектра электронных компонентов отечественного и импортного производства напрямую от производителей и с крупнейших мировых складов;
- Поставка более 17-ти миллионов наименований электронных компонентов;
- Поставка сложных, дефицитных, либо снятых с производства позиций;
- Оперативные сроки поставки под заказ (от 5 рабочих дней);
- Экспресс доставка в любую точку России;
- Техническая поддержка проекта, помощь в подборе аналогов, поставка прототипов;
- Система менеджмента качества сертифицирована по Международному стандарту ISO 9001;
- Лицензия ФСБ на осуществление работ с использованием сведений, составляющих государственную тайну;
- Поставка специализированных компонентов (Xilinx, Altera, Analog Devices, Intersil, Interpoint, Microsemi, Aeroflex, Peregrine, Syfer, Eurofarad, Texas Instrument, Miteq, Cobham, E2V, MA-COM, Hittite, Mini-Circuits, General Dynamics и др.);

Помимо этого, одним из направлений компании «ЭлектроПласт» является направление «Источники питания». Мы предлагаем Вам помощь Конструкторского отдела:

- Подбор оптимального решения, техническое обоснование при выборе компонента;
- Подбор аналогов;
- Консультации по применению компонента;
- Поставка образцов и прототипов;
- Техническая поддержка проекта;
- Защита от снятия компонента с производства.



#### Как с нами связаться

**Телефон:** 8 (812) 309 58 32 (многоканальный)

**Факс:** 8 (812) 320-02-42

**Электронная почта:** [org@eplast1.ru](mailto:org@eplast1.ru)

**Адрес:** 198099, г. Санкт-Петербург, ул. Калинина, дом 2, корпус 4, литера А.