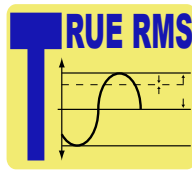



Data Sheet

Manual Ranging True RMS Tool Kit® DMM

Model 2707B



hFE Transistor Test



Measures common-emitter gain.

The 2707B is a full-featured manual ranging true RMS DMM that combines performance, value and functionality. The 2000 count LCD can display resistance values up to 2 GΩ, capacitance to 20 uF, or a transistors common-emitter gain value up to 1000. Value-packed features make this meter a must in every "Tool Kit®".

Features

- Magnetic hanger
- True RMS
- DC voltage to 1000 V
- Resistance to 2000 MΩ
- Continuity test
- Logic test
- One-handed operation
- Measures up to 10 A (AC & DC)
- AC voltage to 750 V
- Capacitance to 20 uF
- Diode test
- hFE Transistor test

Specifications

model

2707B

DC Volts	
Ranges	200 mV, 2 V, 20 V, 200 V, 1000V
Resolution	0.1 mV, 1 mV, 10 mV, 100 mV, 1 V
Accuracy	±(0.8 % rdg + 1 dgts)
Input Impedance	10 MΩ
Overload Protection	1000 VDC or 750 VACrms*
AC Volts (True RMS) (50 Hz-500 Hz)	
Ranges	200 mV, 2 V, 20 V, 200 V, 750V
Resolution	0.1 mV, 1 mV, 10 mV, 100 mV, 1 V
Accuracy	200 mV & 20 V ranges: ±(1.5 % rdg + 8 dgts) 200 V & 750 V ranges: ±(2.0 % rdg + 8 dgts)
Crest Factor	<3
Input Impedance	10 MΩ
Overload Protection	1000 VDC or 750 VACrms*
DC Current	
Ranges	20 mA, 200 mA, 10 A
Resolution	10 uA, 100 uA, 10 mA
Accuracy	20 mA to 200 mA ranges: ±(1.0 % rdg + 1 dgts)

Input Protection	10 A range: ±(3.5 % rdg + 3 dgts)
10A Input	0.5 A/500 V & 10 A/600 V fast blow ceramic fuses
10A Input	10 A for 60 sec max. followed by a 10 minute cooling period
AC Current (50 Hz-500 Hz)	
True RMS	Applies
Ranges	20 mA, 200 mA, 10 A
Resolution	10 uA, 100 uA, 10 mA
Accuracy	20 mA to 200 mA ranges: ±(2.0 % rdg + 8 dgts) 10 A range: ±(3.5 % rdg + 8 dgts)
Input Protection	0.5 A/500 V & 10 A/600 V fast blow ceramic fuses
Crest Factor	<3
10A Input	10 A for 60 sec max. followed by a 10 minute cooling period
Resistance	
Ranges	200 Ω, 2 kΩ, 200 kΩ, 20 MΩ, 2000 MΩ
Resolution	0.1 Ω, 1.0 Ω, 100 Ω, 10 kΩ, 1 MΩ
Accuracy	200 Ω to 200 kΩ ranges: ±(1.0 % rdg + 4 dgts) 20 MΩ range: ±(2.0 % rdg + 4 dgts) 2000 MΩ range: ±(5.0 % rdg + 10 dgts)
Open Circuit Voltage (typical)	0.3 VDC (3.0 VDC on 200 Ω, 2000 MΩ range)
Overload Protection	500 VDC/ACrms
Capacitance	
Ranges	2 nF, 20 nF, 200 nF, 2.0 uF, 20 uF
Resolution	1 pF, 10 pF, 100 pF, 1 nF, 10 nF
Accuracy	±(4 % rdg + 10 dgts)
Overload Protection	Discharge capacitor before connecting
Frequency	
Ranges	2 kHz, 20 kHz, 200 kHz, 2 MHz, 20 MHz
Resolution	1 Hz, 10 Hz, 100 Hz, 1 kHz, 10 kHz
Accuracy	±(0.1 % rdg + 3 dgts)
Sensitivity	2.0 Vrms minimum
Minimum Pulse Width	>25 ns
Duty Cycle Limits	>30 % and <70 %
Overload Protection	500 VDC/AC rms
Diode Test	
Test Current	1.0 mA (typical)
Resolution	10 mV
Accuracy	±(1.5 % rdg + 3 dgts)
Open Circuit Voltage	3.0 VDC (typical)
Overload Protection	500 VDC/ACrms
Continuity	
Audible Indication	Less than 100 Ω
Response Time	100 ms
Overload Protection	500 VDC/ACrms
Transistor hFE	
Range	0 to 1000
Base Current	Approximately 10 uADC (V _{CE} = 3.0 VDC)
Logic Test	
Threshold	Logic Hi (2.8 V +0.8 V) / Logic Lo (0.8 V +0.5 V)
Indication	40 msec beep at logic Lo
Overload Protection	500 VDC/AC rms
General	
Display	3 1/2 digit, 2000 count LCD
Polarity	Automatic, positive implied, negative polarity indication
Overrange	OL or -OL is displayed
Low Battery Indication	Battery symbol will display when battery voltage drops below operating levels
Measurement Rate	2.5 times per second
Operating Environment	0°C to 50°C at <70 % relative humidity
Storage Environment	-20°C to 60°C at 0 to 80 % relative humidity
Accuracies	Stated accuracy at 23°C +5°C at <75 % relative humidity
Temperature Coefficient	0.1 x (specified accuracy) per °C. (°C to 18°C, 28°C to 50°C)
Power	Single standard 9 volt battery, NEDA 1604, IIS 006P, IEC 6F22
Battery Life	150 hours typical
Dimensions	165 mm (H) x 78 mm (W) x 42.5 mm (D)
Weight	Approximately 10 oz. (285 g) with battery and hanger

Three-Year Warranty

Supplied Accessories: User manual, one set of test leads, one spare fuse, and 9V battery (installed)

* = 600 VDC/ACrms for 15 seconds on 200 mV range

B&K Precision's 2700 Tool Kit® Series

Models 2703C, 2704C, 2705B, 2706B, 2707B, 2708B, 2709B & 2712

These excellent meters are for most jobs that require flexibility, accuracy and speed. Value-packed features make these meters a must for everyone's "Tool Kit®".

Common Features:

- DC Voltage to 1000V
- DC Current to 10A
- Diode test
- Magnetic hanging strap
- AC Voltage to 750V
- Continuity test
- Drop resistant case



Magnetic Hanging Strap

This convenient feature allows you to hang your DMM on any magnetic metallic surface freeing up your hands for troubleshooting.

Back Light / Easy-to-Read LCD

Model 2706B

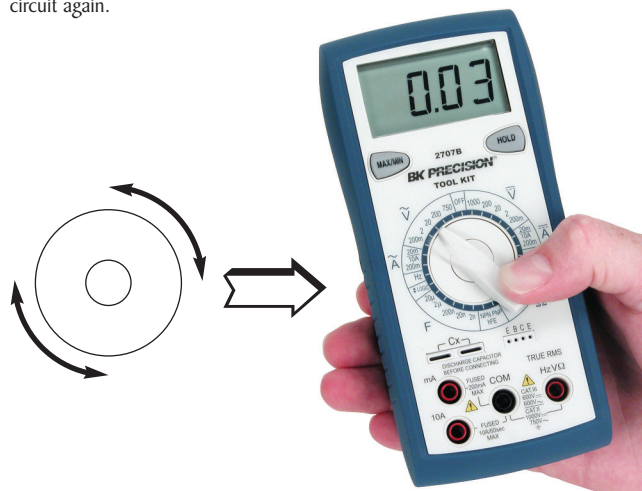
Ultra-bright blue LCD back light for low ambient light measurements

Models 2709B & 2712

Large easy-to-read LCD with green LED backlight

Single-handed operation

The ergonomic design allows both left and right handed users to rotate the knob while holding the meter in one hand. While one hand keeps the probe on the circuit, the other hand changes the meter's function. This speeds up troubleshooting because you don't have to locate the probe point in the circuit again.



Features	models							
	2712	2709B	2708B	2707B	2706B	2705B	2704C	2703C
Ranging	Auto/Manual	Auto/Manual	Auto/Manual	Manual	Manual	Auto/Manual	Manual	Manual
True RMS	AC + DC	√	√	√	-	-	-	-
Current	10 A AC/DC	10 A AC/DC	10 A AC/DC	10 A AC/DC	200 mA AC/DC	10 A AC/DC	10 A AC/DC	10 A DC
Capacitance	to 40 uF	to 66 mF	-	to 20 uF	to 20 mF	-	to 20 uF	-
Transistor Test	-	-	-	√	-	-	√	-
Frequency Counter	to 500 kHz	to 66 MHz	-	to 20 MHz	to 40 kHz	-	to 20 MHz	-
Temperature	-	-	-	-	√	-	-	-
Logic Probe	-	-	-	√	-	-	√	-
Backlight LCD	√	√	-	-	√	-	-	-
Analog Bar Graph	√	-	√	-	-	-	-	-
Battery Test	-	-	-	-	-	-	-	√
Auto Power off	√	√	√	-	√	√	-	-



Компания «ЭлектроПласт» предлагает заключение долгосрочных отношений при поставках импортных электронных компонентов на взаимовыгодных условиях!

Наши преимущества:

- Оперативные поставки широкого спектра электронных компонентов отечественного и импортного производства напрямую от производителей и с крупнейших мировых складов;
- Поставка более 17-ти миллионов наименований электронных компонентов;
- Поставка сложных, дефицитных, либо снятых с производства позиций;
- Оперативные сроки поставки под заказ (от 5 рабочих дней);
- Экспресс доставка в любую точку России;
- Техническая поддержка проекта, помощь в подборе аналогов, поставка прототипов;
- Система менеджмента качества сертифицирована по Международному стандарту ISO 9001;
- Лицензия ФСБ на осуществление работ с использованием сведений, составляющих государственную тайну;
- Поставка специализированных компонентов (Xilinx, Altera, Analog Devices, Intersil, Interpoint, Microsemi, Aeroflex, Peregrine, Syfer, Eurofarad, Texas Instrument, Miteq, Cobham, E2V, MA-COM, Hittite, Mini-Circuits, General Dynamics и др.);

Помимо этого, одним из направлений компании «ЭлектроПласт» является направление «Источники питания». Мы предлагаем Вам помощь Конструкторского отдела:

- Подбор оптимального решения, техническое обоснование при выборе компонента;
- Подбор аналогов;
- Консультации по применению компонента;
- Поставка образцов и прототипов;
- Техническая поддержка проекта;
- Защита от снятия компонента с производства.



Как с нами связаться

Телефон: 8 (812) 309 58 32 (многоканальный)

Факс: 8 (812) 320-02-42

Электронная почта: org@eplast1.ru

Адрес: 198099, г. Санкт-Петербург, ул. Калинина, дом 2, корпус 4, литера А.