



Important notes about Classic Panel Mount Indicator Catalog Pages

SCROLL DOWN TO VIEW CATALOG PAGE

This catalog page is out-of-print and is used with the understanding that the information shown could be out-of-date. In many cases, part numbers shown on this page are discontinued. Most notably, many “Complete Assembly” parts, which consist of a cap and a base, can no longer be ordered by the 14-digit ordering code. To obtain these parts, please order the cap and base part numbers separately. This process provides the components contained with the original “Complete Assembly” part number.

All Dialight Classic Panel Mount Indicators need a leading 3-digit numerical series. In some cases, this catalog will show a 2-digit series. In this case, please add a leading zero. For example, 81-0211-300 becomes 081-0211-300.

Part numbers listed on Dialight catalog pages designate parts with Red lenses. For ordering lens colors other than red, consult the chart below. In most cases, the color is dictated by the 7th digit. For example, 095-0932-003 for a green cap.

Lens Colors	
1 - Red	5 - White
2 - Green	6 - Light Yellow
3 - Yellow	7 - Clear
4 - Blue	

[Click here for a cross reference guide to assembly part numbers.](#)

[Click here to view Frequently Asked Questions concerning Panel Mount Indicators.](#)

SCROLL DOWN TO VIEW CATALOG PAGE


Neon Indicators

TWO TERMINALS—FULLY INSULATED
WITH BUILT IN RESISTORS
FOR MOUNTING IN 15/32" CLEARANCE HOLE

MEET OR EXCEED ENVIRONMENTAL AND OPERATIONAL REQUIREMENTS
OF MIL-L-6723 AND MIL-L-3661B


When connecting a neon light to a circuit having one side grounded, always connect the hot side of the circuit to the terminal marked + (Center Contact).

T-2
C7A (NE-2D)
C9A (NE-2J)
MIDGET
FLANGE BASE
See lamp ratings
on page L.



137-8836-0931-552
Stovepipe

137-8836-1531-552
Cylindrical



FEATURES

- **Rugged-phenolic insulated:** The socket, lamp, and all connections are well insulated from the mounting bushing by means of phenolic material of military specification grade.
- **Ultra-compact;** conserves space and weight.
- **Lens cap assembly unscrews** from front of panel for easy replacement of the lamp.
- The shank of the lens holder is crimped in 3 evenly spaced places to secure the lamp.
- **Anti-rotation (locked) construction.**

MATERIAL AND FINISHES

- **Mounting Bushing:** Aluminum, black anodize finish. Optional—clear anodize finish.
- **Internal-tooth Lockwasher and Mounting nut:** Steel, cadmium plated with yellow iridescent chromate finish.
- **Terminals:** Brass, hot tinned with elongated slot.
- **Lens:** High impact plastic.

How to designate the Three Digit Part Number Suffix (—XXX).

Finish	Resistor	Hardware
5 — black anodize	1 — 22K* (with NE-2J lamp)	2 — steel
6 — clear anodize	3 — 33K (with NE-2J lamp)	
	5 — 62K* (with NE-2D lamp)	
	7 — 100K (with NE-2D lamp)	

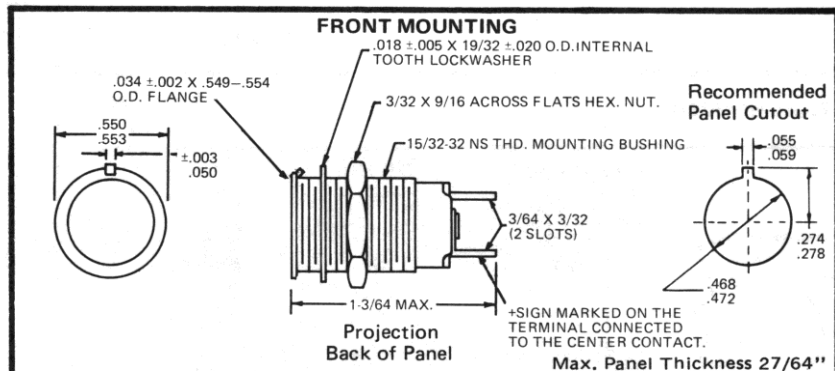
Example: 137-8836-0931-672 (clear anodize finish, 100K resistor, steel hardware).

*Standard value

These assemblies are similar in every respect to the MS assemblies (137-8836-0931-552 Series) listed on the next page, except that they offer **optional** features not covered by MS. Finishes: Standard—black anodize; **optional**—clear anodize.

137 SERIES

BASE PART NUMBERS

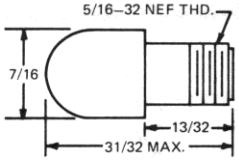
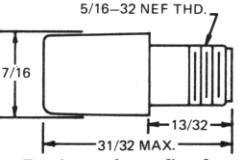


137-8836-09-552
with built in 62K resistor*
accommodates C7A (NE-2D)

137-8864-09-512
with built in 22K resistor*
accommodates C9A (NE-2J)

CAP PART NUMBERS

COMPLETE ASSEMBLY PART NUMBERS

 <p>STOVEPIPE 137-0931 transparent</p>	137-8836-0931-552	137-8864-0931-512
 <p>CYLINDRICAL 137-1531 transparent</p> <p>For legends on flat faced lens, see page P.</p>	137-8836-1531-552	137-8864-1531-512

*Standard value of patented built in resistors; other values optional.

Part numbers listed in this catalog designate products with RED lens. For ordering lens colors other than red, consult chart on page 4C.

Order complete with lamp to be assured of receiving the indicator light and correct lamp together for immediate use.

Part numbers shown in gray are normally in inventory at your Dialight Distributor.



Компания «ЭлектроПласт» предлагает заключение долгосрочных отношений при поставках импортных электронных компонентов на взаимовыгодных условиях!

Наши преимущества:

- Оперативные поставки широкого спектра электронных компонентов отечественного и импортного производства напрямую от производителей и с крупнейших мировых складов;
- Поставка более 17-ти миллионов наименований электронных компонентов;
- Поставка сложных, дефицитных, либо снятых с производства позиций;
- Оперативные сроки поставки под заказ (от 5 рабочих дней);
- Экспресс доставка в любую точку России;
- Техническая поддержка проекта, помощь в подборе аналогов, поставка прототипов;
- Система менеджмента качества сертифицирована по Международному стандарту ISO 9001;
- Лицензия ФСБ на осуществление работ с использованием сведений, составляющих государственную тайну;
- Поставка специализированных компонентов (Xilinx, Altera, Analog Devices, Intersil, Interpoint, Microsemi, Aeroflex, Peregrine, Syfer, Eurofarad, Texas Instrument, Miteq, Cobham, E2V, MA-COM, Hittite, Mini-Circuits, General Dynamics и др.);

Помимо этого, одним из направлений компании «ЭлектроПласт» является направление «Источники питания». Мы предлагаем Вам помощь Конструкторского отдела:

- Подбор оптимального решения, техническое обоснование при выборе компонента;
- Подбор аналогов;
- Консультации по применению компонента;
- Поставка образцов и прототипов;
- Техническая поддержка проекта;
- Защита от снятия компонента с производства.



Как с нами связаться

Телефон: 8 (812) 309 58 32 (многоканальный)

Факс: 8 (812) 320-02-42

Электронная почта: org@eplast1.ru

Адрес: 198099, г. Санкт-Петербург, ул. Калинина, дом 2, корпус 4, литера А.