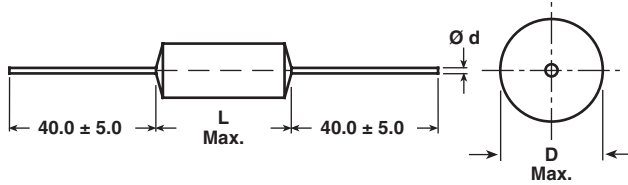


Metallized Polypropylene Film Capacitor

Related Document: IEC 60384-16

Dimensions in millimeters



D	Ø d
≤ 7.0	0.7
< 16.0	0.8
≥ 16.0	1.0

MAIN APPLICATIONS

High voltage, high current and high pulse operations, deflection circuits in TV sets (S-correction and fly-back tuning). Protection circuits in SMPS's. Snubber and electronic ballast circuits. Input and output filtering in SPS designs, storage, timing and integrating circuits.

MARKING

Manufacturer's logo/type/C-value/rated voltage/tolerance/date of manufacture

DIELECTRIC

Polypropylene film

ELECTRODES

Vacuum deposited aluminum

COATING

Metal-foil-wrapped, insulated, epoxy resin sealed, flame retardant

CONSTRUCTION

Extended double-sided metallized polyester film, internal series connection (630 to 2000 VDC), double-sided metallized polyester carrier film, (refer to general information)

LEADS

Tinned wire

IEC TEST CLASSIFICATION

55/100/56, according to IEC 60068

OPERATING TEMPERATURE RANGE

- 55 °C to + 100 °C

MAXIMUM PULSE RISE TIME

CAPACITOR LENGTH (MM)	Maximum Pulse Rise Time d_v/d_t [V/μs]						
	160 VDC	250 VDC	400 VDC	630 VDC	1000 VDC	1600 VDC	2000 VDC
17	900	1140	1840	—	—	—	—
22	450	560	910	3430	—	—	—
29	260	320	520	2120	2800	3800	6200
34	202	240	400	1524	2000	2680	4200
44	140	170	280	980	1280	1690	2600

If the maximum pulse voltage is less than the rated voltage higher d_v/d_t values can be permitted.

CAPACITANCE RANGE

1000 pF to 4.7 μF

FEATURES

Product is completely lead (Pb)-free.
Product is RoHS compliant.



RoHS
COMPLIANT

CAPACITANCE TOLERANCES

± 20 % (M), ± 10 % (K), ± 5 % (J)

RATED VOLTAGES (U_R):

160 VDC, 250 VDC, 400 VDC, 630 VDC,
1000 VDC, 1600 VDC, 2000 VDC

PERMISSIBLE AC VOLTAGES (RMS) UP TO 60Hz

100 VAC, 160 VAC, 220 VAC, 400 VAC, 600 VAC, 650 VAC,
700 VAC

TEST VOLTAGE (ELECTRODE/ELECTRODE)

1.6 x U_R for 2 s

INSULATION RESISTANCE

Measured at 100 VDC after one minute

For C ≤ 0.33 μF:

100000 MΩ minimum value (150000 MΩ typical value)

TIME CONSTANT

Measured at 100 VDC after one minute

For C > 0.33 μF:

30000 s minimum value (50000 s typical value)

TEMPERATURE COEFFICIENT

- 250 x 10⁻⁶/°C (typical value)

CAPACITANCE DRIFT

Up to + 40 °C, ± 0.5 % for a period of two years

DERATING FOR DC AND AC.CATEGORY VOLTAGE U_C

At + 85 °C: U_C = 1.0 U_R

At + 100 °C: U_C = 0.7 U_R

SELF INDUCTANCE

~ 12 nH measured with 6mm long leads

PULL TEST ON LEADS

≥ 20 N in direction of leads according to IEC 60068-2-21

BEND TEST ON LEADS

2 bends through 90 °C with half of the force used in pull test

RELIABILITY

Operational life > 300000 h

Failure rate < 10 FIT (40 °C and 0.5 x U_R)

For further details, please refer to the general information available at www.vishay.com/?26033.



DISSIPATION FACTOR TAN δ

MEASURED AT	$C \leq 0.1 \mu\text{F}$	$0.1 \mu\text{F} < C \leq 1.0 \mu\text{F}$	$C > 1.0 \mu\text{F}$
1 kHz	0.3×10^{-3}	0.3×10^{-3}	0.3×10^{-3}
10 kHz	0.4×10^{-3}	0.4×10^{-3}	-
100 kHz	1.5×10^{-3}	-	-
Maximum values			

CAPACITANCE	CAPACITANCE CODE	VOLTAGE CODE 16 160 VDC/100 VAC		VOLTAGE CODE 25 250 VDC/160 VAC		VOLTAGE CODE 40 400 VDC/220 VAC		VOLTAGE CODE 63 630 VDC/250 VAC	
		D	L	D	L	D	L	D	L
1000 pF	- 210	-	-	-	-	-	-	-	-
1500 pF	- 215	-	-	-	-	-	-	-	-
2200 pF	- 222	-	-	-	-	-	-	-	-
3300 pF	- 233	-	-	-	-	-	-	-	-
4700 pF	- 247	-	-	-	-	-	-	-	-
6800 pF	- 268	-	-	-	-	-	-	-	-
0.01 μF	- 310	-	-	-	-	6.0	17.0	7.0	22.0
0.015 μF	- 315	-	-	-	-	6.5	17.0	8.0	22.0
0.022 μF	- 322	-	-	6.0	17.0	7.5	17.0	9.5	22.0
0.033 μF	- 333	6.0	17.0	7.0	17.0	7.0	22.0	9.0	29.0
0.047 μF	- 347	6.5	17.0	8.0	17.0	8.0	22.0	10.5	29.0
0.068 μF	- 368	7.5	17.0	7.0	22.0	9.0	22.0	12.5	29.0
0.1 μF	- 410	7.0	22.0	8.0	22.0	11.0	22.0	12.5	34.0
0.15 μF	- 415	8.0	22.0	9.5	22.0	10.0	29.0	15.0	34.0
0.22 μF	- 422	9.5	22.0	9.0	29.0	12.0	29.0	14.5	44.0
0.33 μF	- 433	9.0	29.0	10.5	29.0	13.5	29.0	17.5	44.0
0.47 μF	- 447	10.0	29.0	12.0	29.0	15.0	34.0	21.0	44.0
0.68 μF	- 468	12.0	29.0	13.0	34.0	17.5	34.0	25.0	44.0
1.0 μF	- 510	12.5	34.0	15.5	34.0	17.5	44.0	-	-
1.5 μF	- 515	15.5	34.0	15.5	44.0	21.5	44.0	-	-
2.2 μF	- 522	15.5	44.0	18.5	44.0	26.0	44.0	-	-
3.3 μF	- 533	18.5	44.0	22.5	44.0	-	-	-	-
4.7 μF	- 547	22.0	44.0	-	-	-	-	-	-

Further C-values on request.

pcm = L + 3.5.

RECOMMENDED PACKAGING

LETTER CODE	TYPE OF PACKAGING	REEL DIAMETER (mm)	ORDERING CODE EXAMPLES	
G	AMMO	-	MKP 1845-310-135-G	X
R	REEL	350	MKP 1845-310-135-R	X
-	BULK for L > 31.5 mm	-	MKP 1845-410-135	X

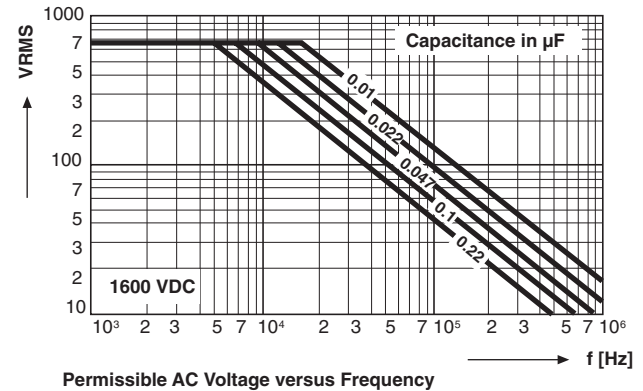
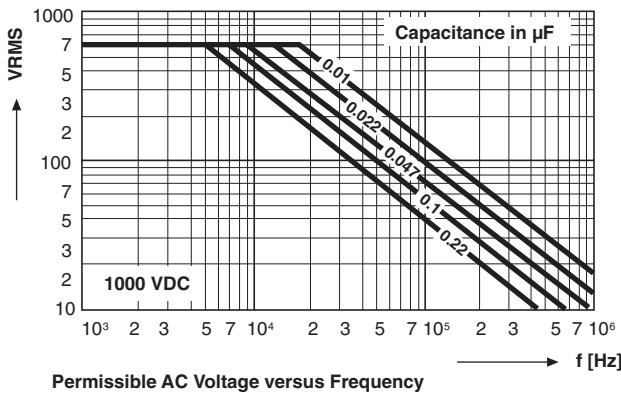
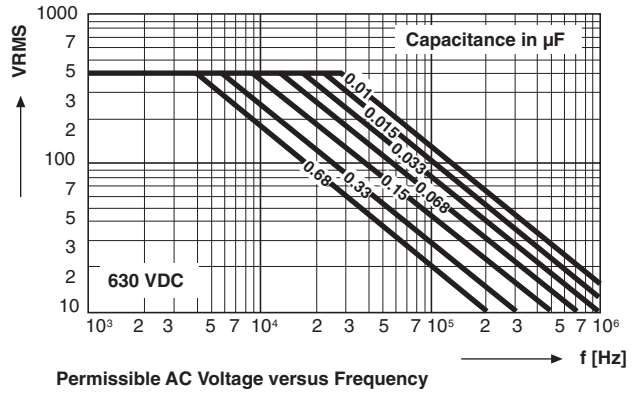
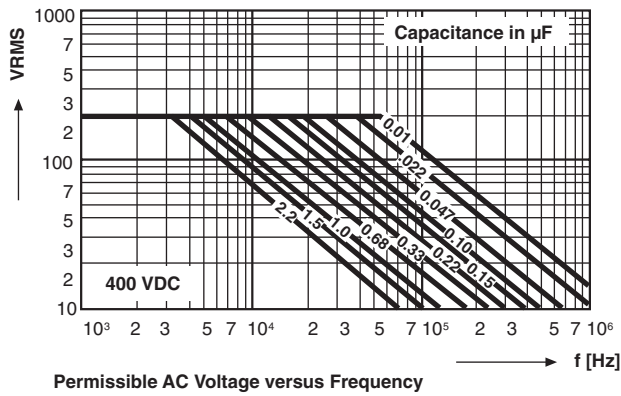
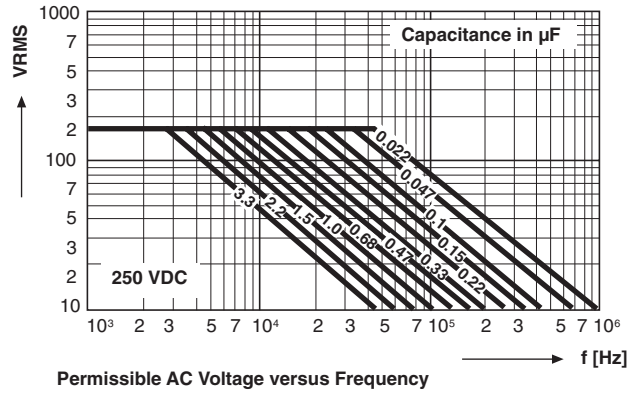
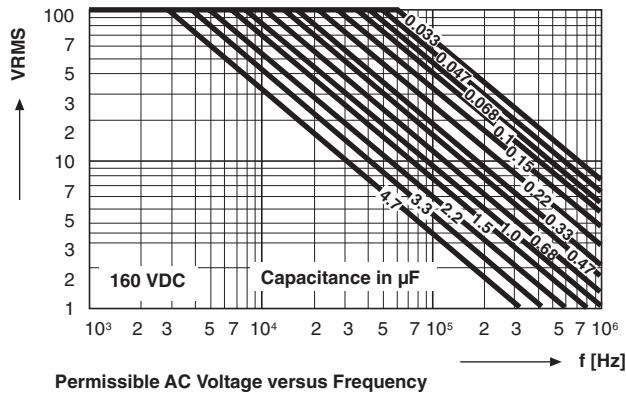


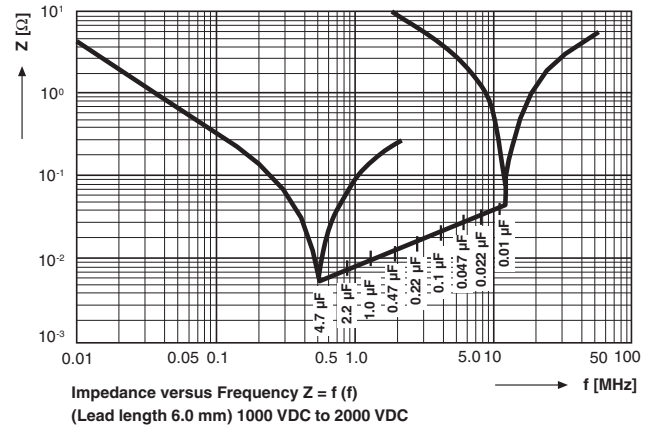
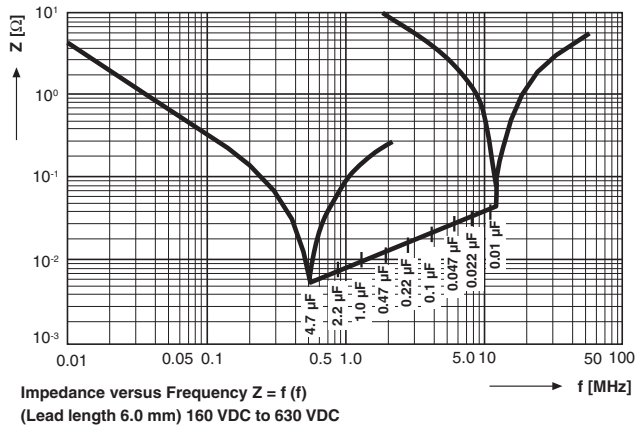
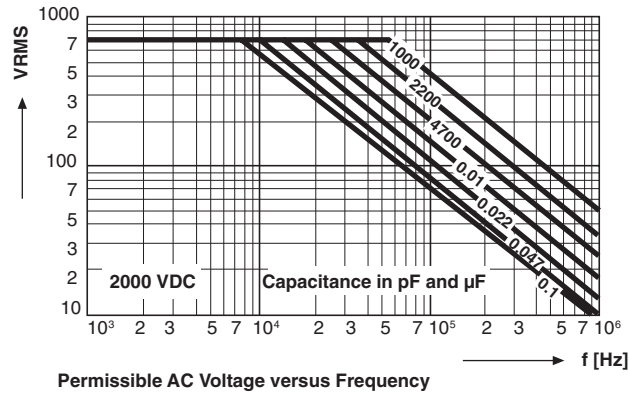
CAPACITANCE	CAPACITANCE CODE	VOLTAGE CODE 10 1000 VDC/600VAC		VOLTAGE CODE 13 1600 VDC/650 VAC		VOLTAGE CODE 20 2000 VDC/700 VAC	
		D	L	D	L	D	L
1000 pF	- 210	-	-	-	-	6.5	29.0
1500 pF	- 215	-	-	-	-	6.5	29.0
2200 pF	- 222	-	-	-	-	6.5	29.0
3300 pF	- 233	-	-	-	-	7.0	29.0
4700 pF	- 247	-	-	-	-	8.0	29.0
6800 pF	- 268	-	-	-	-	9.5	29.0
0.01 µF	- 310	6.5	29.0	8.0	29.0	11.0	29.0
0.015 µF	- 315	8.0	29.0	9.5	29.0	11.5	34.0
0.022 µF	- 322	9.0	29.0	11.0	29.0	13.0	34.0
0.033 µF	- 333	11.0	29.0	11.5	34.0	16.0	34.0
0.047 µF	- 347	11.0	34.0	13.5	34.0	15.0	44.0
0.068 µF	- 368	13.0	34.0	16.0	34.0	18.0	44.0
0.1 µF	- 410	15.5	34.0	15.0	44.0	21.0	44.0
0.15 µF	- 415	15.0	44.0	18.5	44.0	-	-
0.22 µF	- 422	18.0	44.0	22.0	44.0	-	-
0.33 µF	- 433	-	-	-	-	-	-
0.47 µF	- 447	-	-	-	-	-	-
0.68 µF	- 468	-	-	-	-	-	-
1.0 µF	- 510	-	-	-	-	-	-
1.5 µF	- 515	-	-	-	-	-	-
2.2 µF	- 522	-	-	-	-	-	-
3.3 µF	- 533	-	-	-	-	-	-
4.7 µF	- 547	-	-	-	-	-	-

Further C-values on request.
pcm = L + 3.5.

RECOMMENDED PACKAGING

LETTER CODE	TYPE OF PACKAGING	REEL DIAMETER (mm)	ORDERING CODE EXAMPLES	
G	AMMO	-	MKP 1845-310-135-G	X
R	REEL	350	MKP 1845-310-135-R	X
-	BULK for L > 31.5 mm	-	MKP 1845-410-135	X







Notice

Specifications of the products displayed herein are subject to change without notice. Vishay Intertechnology, Inc., or anyone on its behalf, assumes no responsibility or liability for any errors or inaccuracies.

Information contained herein is intended to provide a product description only. No license, express or implied, by estoppel or otherwise, to any intellectual property rights is granted by this document. Except as provided in Vishay's terms and conditions of sale for such products, Vishay assumes no liability whatsoever, and disclaims any express or implied warranty, relating to sale and/or use of Vishay products including liability or warranties relating to fitness for a particular purpose, merchantability, or infringement of any patent, copyright, or other intellectual property right.

The products shown herein are not designed for use in medical, life-saving, or life-sustaining applications. Customers using or selling these products for use in such applications do so at their own risk and agree to fully indemnify Vishay for any damages resulting from such improper use or sale.



Компания «ЭлектроПласт» предлагает заключение долгосрочных отношений при поставках импортных электронных компонентов на взаимовыгодных условиях!

Наши преимущества:

- Оперативные поставки широкого спектра электронных компонентов отечественного и импортного производства напрямую от производителей и с крупнейших мировых складов;
- Поставка более 17-ти миллионов наименований электронных компонентов;
- Поставка сложных, дефицитных, либо снятых с производства позиций;
- Оперативные сроки поставки под заказ (от 5 рабочих дней);
- Экспресс доставка в любую точку России;
- Техническая поддержка проекта, помощь в подборе аналогов, поставка прототипов;
- Система менеджмента качества сертифицирована по Международному стандарту ISO 9001;
- Лицензия ФСБ на осуществление работ с использованием сведений, составляющих государственную тайну;
- Поставка специализированных компонентов (Xilinx, Altera, Analog Devices, Intersil, Interpoint, Microsemi, Aeroflex, Peregrine, Syfer, Eurofarad, Texas Instrument, Miteq, Cobham, E2V, MA-COM, Hittite, Mini-Circuits, General Dynamics и др.);

Помимо этого, одним из направлений компании «ЭлектроПласт» является направление «Источники питания». Мы предлагаем Вам помощь Конструкторского отдела:

- Подбор оптимального решения, техническое обоснование при выборе компонента;
- Подбор аналогов;
- Консультации по применению компонента;
- Поставка образцов и прототипов;
- Техническая поддержка проекта;
- Защита от снятия компонента с производства.



Как с нами связаться

Телефон: 8 (812) 309 58 32 (многоканальный)

Факс: 8 (812) 320-02-42

Электронная почта: org@eplast1.ru

Адрес: 198099, г. Санкт-Петербург, ул. Калинина, дом 2, корпус 4, литера А.