



- ⊕ IP68 rating tested at 1.054kg/sq cm (15lb/sq in) 10m depth for 2 weeks
- ⊕ IP69K, Tested in accordance with DIN 40050/Part 9 IP6k9k
- ⊕ 32A, 600V ac/dc rating
- ⊕ 2, 3, 4, 5, 7 and 10 pole
- ⊕ Plug or socket connection in each body style
- ⊕ Water and dustproof to IP68 when mated
- ⊕ 'Scoop proof' contacts
- ⊕ Field termination - screw terminations
- ⊕ Positive locating keyways - cannot be mis-connected
- ⊕ Sealing caps available to maintain IP68 rating of unmated connectors
- ⊕ Leading earth contact for 3, 4, 5 and 7 pole versions
- ⊕ EN60068-2-52 Test Kb Salt Mist (Cyclic) Marine Severity Level 1
- ⊕ Trailing Neutral on 5 pole
- ⊕ Compact design
- ⊕ Easy assembly - no special tools required
- ⊕ Single or 3 phase applications
- ⊕ Bulkhead moulding available for use with flange mounting body for 45° or 90° mounting (order each separately)
- ⊕ Cost effective solution
- ⊕ Cable accommodation 7-22mm O/D
- ⊕ Two cable connector versions for 15mm and 22mm (maximum) cable diameters
- ⊕ Separate strain relief on large cable version
- ⊕ CCC, UL, CSA and VDE approvals

Flex Cable Connector



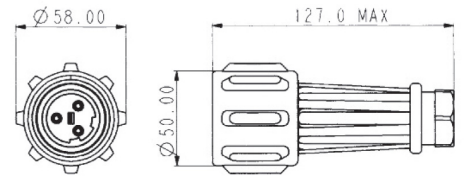
PX0911

Flex Cable Connector



PXA911

- Mates with in-line flex or panel mounting versions
- Positive, fast acting locking ring - can be turned with a gloved hand
- Plug or socket versions
- PX0 Series 13-15mm cable dia. as standard, 7-13mm with additional gland pack
- PXA Series 20-22mm cable dia. as standard, 14-20mm with additional gland pack
- Strain Relief Clamp



| Standard Cable | Large Cable | Description | Standard Cable | Large Cable | Description |
|----------------|-------------|--------------|----------------|-------------|----------------|
| PX0911/02/P | PXA911/02/P | 2 pole Plug | PX0911/02/S | PXA911/02/S | 2 pole Socket |
| PX0911/03/P | PXA911/03/P | 3 pole Plug | PX0911/03/S | PXA911/03/S | 3 pole Socket |
| PX0911/04/P | PXA911/04/P | 4 pole Plug | PX0911/04/S | PXA911/04/S | 4 pole Socket |
| PX0911/05/P | PXA911/05/P | 5 pole Plug | PX0911/05/S | PXA911/05/S | 5 pole Socket |
| PX0911/07/P | PXA911/07/P | 7 pole Plug | PX0911/07/S | PXA911/07/S | 7 pole Socket |
| PX0911/10/P | PXA911/10/P | 10 pole Plug | PX0911/10/S | PXA911/10/S | 10 pole Socket |

In-Line Flex Cable Connector



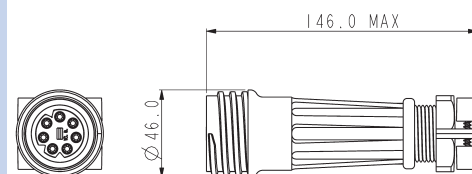
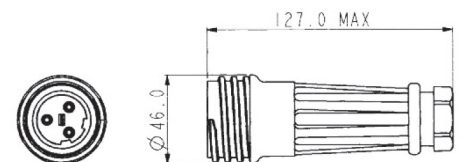
PX0921

In-Line Flex Cable Connector



PXA921

- Mates with either PX0911 or PXA911 connectors
- Plug or socket versions
- PX0 Series 13-15mm cable dia. as standard, 7-13mm with additional gland pack
- PXA Series 20-22mm cable dia. as standard, 14-20mm with additional gland pack
- Strain Relief Clamp



| Standard Cable | Large Cable | Description | Standard Cable | Large Cable | Description |
|----------------|-------------|--------------|----------------|-------------|----------------|
| PX0921/02/P | PXA921/02/P | 2 pole Plug | PX0921/02/S | PXA921/02/S | 2 pole Socket |
| PX0921/03/P | PXA921/03/P | 3 pole Plug | PX0921/03/S | PXA921/03/S | 3 pole Socket |
| PX0921/04/P | PXA921/04/P | 4 pole Plug | PX0921/04/S | PXA921/04/S | 4 pole Socket |
| PX0921/05/P | PXA921/05/P | 5 pole Plug | PX0921/05/S | PXA921/05/S | 5 pole Socket |
| PX0921/07/P | PXA921/07/P | 7 pole Plug | PX0921/07/S | PXA921/07/S | 7 pole Socket |
| PX0921/10/P | PXA921/10/P | 10 pole Plug | PX0921/10/S | PXA921/10/S | 10 pole Socket |

Panel Mounted Connector



PX0931

- Mates with PX0911 and PXA911 connectors
- Single hole fixing
- Anti-rotation key
- High grade sealing gasket
- 3-7mm panel thickness



Panel Mounting

| | | | |
|-------------|--------------|-------------|----------------|
| PX0931/02/P | 2 pole Plug | PX0931/02/S | 2 pole Socket |
| PX0931/03/P | 3 pole Plug | PX0931/03/S | 3 pole Socket |
| PX0931/04/P | 4 pole Plug | PX0931/04/S | 4 pole Socket |
| PX0931/05/P | 5 pole Plug | PX0931/05/S | 5 pole Socket |
| PX0931/07/P | 7 pole Plug | PX0931/07/S | 7 pole Socket |
| PX0931/10/P | 10 pole Plug | PX0931/10/S | 10 pole Socket |

Flange Mounted Connector



PX0941

- Mates with PX0911 and PXA911 connectors
- Supplied with high grade sealing gasket
- Supplied with sealing grommets for panel fixing screws (M6 thread recommended)



Flange Mounting

| | | | |
|-------------|--------------|-------------|----------------|
| PX0941/02/P | 2 pole Plug | PX0941/02/S | 2 pole Socket |
| PX0941/03/P | 3 pole Plug | PX0941/03/S | 3 pole Socket |
| PX0941/04/P | 4 pole Plug | PX0941/04/S | 4 pole Socket |
| PX0941/05/P | 5 pole Plug | PX0941/05/S | 5 pole Socket |
| PX0941/07/P | 7 pole Plug | PX0941/07/S | 7 pole Socket |
| PX0941/10/P | 10 pole Plug | PX0941/10/S | 10 pole Socket |

Additional Bulkhead Adaptor Moulding



PX0950

Additional Bulkhead Adaptor Moulding



PX0950 & PX0941

- For use with flange mounting connector PX0941, to give 45° or 90° angle
- Supplied with high grade sealing gasket
- Supplied with sealing grommets for panel fixing screws (M6 thread recommended)



Accessories



PX0960, PX0970

- Sealing caps to maintain IP68 rating of unmounted connectors, with plastic straps

Sealing Caps

- PX0960 Sealing cap for use with PX0911/xx/x and PXA911/xx/x
- PX0970 Sealing cap for use with all other styles
- PX0990 Heavy duty sealing cap for use with PX0911/xx/x and PXA911/xx/x
- PX0991 Heavy duty sealing cap for use with PX0921/xx/x and PXA921/xx/x
- PX0992 Heavy duty sealing cap for use with PX0931W and PX0941

Accessories



PX0990, PX0991, PX0992

- Heavy duty sealing caps to maintain IP68 rating of unmounted connectors, with stainless steel straps

Gland Packs

- PX0980 Pack of 3 additional cable glands for PX0911 and PX0921 to suit cable sizes; 11-13mm, 9-11 and 7-9mm dia.
- PXA980 Pack of 3 additional cable glands for PXA911 and PXA921 to suit cable sizes; 18-20mm, 16-18 and 14-16mm dia.

BUCCANEER FOR POWER

900 Series Buccaneer

Specifications



Electrical

| | | | | |
|------------------------------|--|-----------------|------------------|------------|
| No Poles: | 2, 3 | 4, 5 | 7 | 10† |
| Current Rating: | 32A 30A, CSA | 32A 25A, CSA | 32A 25A, CSA* | 10A UL |
| Voltage Rating: | 600V ac/dc | 600V ac/dc | 430V ac/dc | 250V ac/dc |
| Contact Resistance: | <10m Ω (initial) | | | |
| Insulation Resistance: | >10 ⁹ MΩ (@ 500V dc) | | | |
| Dielectric strength: | 2.2kV ac min | | | |
| AC Breakdown voltage: | 6kV | | | |
| Operating Temperature Range: | -40°C to +85°C | | | |
| Approvals: | E214972 1211899 40003148 2011010203500396 – 10 Amp Rated 2011010203500396 – 32 Amp Rated | | | |

*with 75°C min. rated cable

Material

| | |
|-----------------------|-------------------------------------|
| Body Mouldings: | Polyamide |
| Flammability Rating: | UL94V-0 |
| UV Resistance: | To EN50021: 1999 |
| Contacts: | Machined Solid Brass, Nickel plated |
| O Rings: | Nitrile |
| Panel Sealing Gasket: | Silicone Rubber |
| RoHS | Compliant |

Contact Layout



Dimensions

Overall dimensions of connectors when mated together

PX0911 + PX0921 230 mm max.
 PXA911 + PXA921 270 mm max.

PX0911 + PX0931 135 mm max. (to panel)
 PXA911 + PX0931 175 mm max. (to panel)

PX0911 + PX0941 145 mm max.
 (to panel, mid point on flange)

PXA911 + PX0941 174 mm max.
 (to panel, mid point on flange)

Mechanical:

| | |
|------------------------|--|
| Sealing: | IP69K, Tested in accordance with DIN 40050/Part 9 IP6K9K. IP68, EN60529:1992+A2:2013 tested @ 1.054kg/sq.cm. (15lb/sq.in.) 10m depth for 2 weeks |
| Salt Mist: | EN60068-2-52 Test Kb Salt Mist (Cyclic) Marine Severity Level 1 |
| Cable Acceptance: | PX0911-PX0921 13 - 15mm O/D standard, 7-13mm with gland pack PXA911-PXA921 20 - 22mm O/D standard, 14 - 20mm with gland pack |
| Contact Accommodation: | 2-7 pole - 2.5 to 4mm ² (13 to 10AWG) conductor, single or multi stranded 10 pole - 0.75 to 2mm ² (14 to 18AWG) conductor, single or multi stranded |
| Termination: | Axial screw terminals |

| | |
|------------------------|--|
| Cable Retention force: | 22mm dia, 150N 15mm dia, 150N 7mm dia, 80N |
|------------------------|--|

| | |
|-------------------------|---------------------|
| Gland Nut Torques: | |
| PX0 range | |
| 13-15mm (Yellow - std.) | 3.16Nm (28 lbf.in.) |
| 11-13mm (black) | 3.16Nm (28 lbf.in.) |
| 7-9mm (dark grey) | 3.16Nm (28 lbf.in.) |
| PXA range | |
| 20-22mm (Yellow - std.) | 3.16Nm (28 lbf.in.) |
| 18-20mm (black) | 3.16Nm (28 lbf.in.) |
| 16-18mm (white) | 3.16Nm (28 lbf.in.) |
| 14-16mm (dark grey) | 3.16Nm (28 lbf.in.) |

| | |
|---------------------------------|--|
| Tightening Torques: | |
| Panel mount nut | 2.25Nm (20 lbf.in.) |
| Flange & Bulkhead fixing screws | 0.9Nm (8 lbf.in.) |
| Inserts into Bodies | 1.13Nm (10 lbf.in.) to 1.36Nm (12 lbf.in.) |
| Term screws - 2 to 5 poles | 1.0Nm (9 lbf.in.) max |
| Term screws - 7 pole | 0.4Nm (3.5 lbf.in.) max |
| Term screws - 10 pole | 0.25Nm (2.2 lbf.in.) max |

Rear thread PX0931 series M36 x 2-6g

PX X9 X X / XX / X / XX

Series Designation

09 = Standard Cable Accommodation (7-13mm)

A9 = Large Cable Accommodation (14-22mm)

Body Styles

- 1 = Flex
- 2 = Flex In-line
- 3 = Panel
- 4 = Flange Panel

Contact Termination

- 1 = Screw Terminal

Number Contacts

- 02 = 2 pole
- 03 = 3 pole
- 04 = 4 pole
- 05 = 5 pole
- 07 = 7 pole
- 10 = 10 pole

Contact Type

P = Plug, S = Socket

Cable Acceptance

EXP-0 version:
 Blank = 13-15mm
 Yellow cable gland (std)

3 = 11-13mm
 Black cable gland

2 = 9-11mm
 White cable gland

1 = 7-9mm
 Dark Grey cable gland

EXP-A version:
 Blank = 20-22mm
 Yellow cable gland (std)

9 = 18-20mm
 Black cable gland

8 = 16-18mm
 White cable gland

7 = 14-16mm
 Dark Grey cable gland

Example:

PX0911/07/P/03 = Flex cable connector with standard cable accommodation body, seven pin contacts, with gland to suit 11-13mm cable.



Компания «ЭлектроПласт» предлагает заключение долгосрочных отношений при поставках импортных электронных компонентов на взаимовыгодных условиях!

Наши преимущества:

- Оперативные поставки широкого спектра электронных компонентов отечественного и импортного производства напрямую от производителей и с крупнейших мировых складов;
- Поставка более 17-ти миллионов наименований электронных компонентов;
- Поставка сложных, дефицитных, либо снятых с производства позиций;
- Оперативные сроки поставки под заказ (от 5 рабочих дней);
- Экспресс доставка в любую точку России;
- Техническая поддержка проекта, помощь в подборе аналогов, поставка прототипов;
- Система менеджмента качества сертифицирована по Международному стандарту ISO 9001;
- Лицензия ФСБ на осуществление работ с использованием сведений, составляющих государственную тайну;
- Поставка специализированных компонентов (Xilinx, Altera, Analog Devices, Intersil, Interpoint, Microsemi, Aeroflex, Peregrine, Syfer, Eurofarad, Texas Instrument, Miteq, Cobham, E2V, MA-COM, Hittite, Mini-Circuits, General Dynamics и др.);

Помимо этого, одним из направлений компании «ЭлектроПласт» является направление «Источники питания». Мы предлагаем Вам помощь Конструкторского отдела:

- Подбор оптимального решения, техническое обоснование при выборе компонента;
- Подбор аналогов;
- Консультации по применению компонента;
- Поставка образцов и прототипов;
- Техническая поддержка проекта;
- Защита от снятия компонента с производства.



Как с нами связаться

Телефон: 8 (812) 309 58 32 (многоканальный)

Факс: 8 (812) 320-02-42

Электронная почта: org@eplast1.ru

Адрес: 198099, г. Санкт-Петербург, ул. Калинина, дом 2, корпус 4, литера А.