

## High-current terminal block - PTPOWER 50 - 3260050

Please be informed that the data shown in this PDF Document is generated from our Online Catalog. Please find the complete data in the user's documentation. Our General Terms of Use for Downloads are valid (<http://phoenixcontact.com/download>)



High-current terminal block, Connection method: Power-Turn connection, Cross section: 10 mm<sup>2</sup> - 70 mm<sup>2</sup>, AWG: 8 - 2/0, Width: 20 mm, Color: gray, Mounting type: NS 35/15

### Product Features

- ✓ Quick and easy connection is now also possible for large conductors with the high-current terminal block
- ✓ The Push-in connection terminal blocks are characterized by the system features of the CLIPLINE complete system and by easy and tool-free wiring of conductors with ferrules or solid conductors
- ✓ The compact design enables wiring in a confined space
- ✓ In addition to using the existing test connection, pick-off terminal blocks can be connected, each of which can also accommodate two test cables



### Key Commercial Data

Packing unit	1 pc
Minimum order quantity	10 pc
Weight per Piece (excluding packing)	156.0 g
Custom tariff number	85369010
Country of origin	Poland

### Technical data

#### General

Number of levels	1
Number of connections	2
Nominal cross section	50 mm <sup>2</sup>
Color	gray
Insulating material	PA
Flammability rating according to UL 94	V0
Rated surge voltage	8 kV
Degree of pollution	3
Overvoltage category	III

# High-current terminal block - PTPOWER 50 - 3260050

## Technical data

### General

Insulating material group	I
Connection in acc. with standard	IEC 60947-7-1
Maximum load current	150 A (with 70 mm <sup>2</sup> conductor cross section)
Nominal current I <sub>N</sub>	150 A
Nominal voltage U <sub>N</sub>	1500 V
Open side panel	No
Shock protection test specification	DIN EN 50274 (VDE 0660-514):2002-11
Back of the hand protection	guaranteed
Finger protection	guaranteed
Result of surge voltage test	Test passed
Surge voltage test setpoint	9.8 kV
Result of power-frequency withstand voltage test	Test passed
Result of the test for mechanical stability of terminal points (5 x conductor connection)	Test passed
Result of bending test	Test passed
Bending test rotation speed	10 rpm
Bending test turns	135
Bending test conductor cross section/weight	10 mm <sup>2</sup> / 2 kg
	50 mm <sup>2</sup> / 9.5 kg
	70 mm <sup>2</sup> /10.4 kg
Tensile test result	Test passed
Conductor cross section tensile test	10 mm <sup>2</sup>
Tractive force setpoint	90 N
Conductor cross section tensile test	50 mm <sup>2</sup>
Tractive force setpoint	236 N
Conductor cross section tensile test	70 mm <sup>2</sup>
Tractive force setpoint	285 N
Result of tight fit on support	Test passed
Tight fit on carrier	NS 35
Setpoint	10 N
Result of voltage-drop test	Test passed
Requirements, voltage drop	≤ 3.2 mV
Result of temperature-rise test	Test passed
Short circuit stability result	Test passed
Conductor cross section short circuit testing	50 mm <sup>2</sup>
Short-time current	6 kA
Result of aging test	Test passed

# High-current terminal block - PTPOWER 50 - 3260050

## Technical data

### General

Ageing test for screwless modular terminal block temperature cycles	192
Result of thermal test	Test passed
Proof of thermal characteristics (needle flame) effective duration	30 s
Oscillation, broadband noise test result	Test passed
Test specification, oscillation, broadband noise	DIN EN 50155 (VDE 0115-200):2008-03
Test spectrum	Service life test category 2, bogie mounted
Test frequency	$f_1 = 5 \text{ Hz}$ to $f_2 = 250 \text{ Hz}$
ASD level	$6.12 \text{ (m/s}^2\text{)}^2\text{/Hz}$
Acceleration	3.12 g
Test duration per axis	5 h
Test directions	X-, Y- and Z-axis
Shock test result	Test passed
Test specification, shock test	DIN EN 50155 (VDE 0115-200):2008-03
Shock form	Half-sine
Acceleration	30g
Shock duration	18 ms
Number of shocks per direction	3
Test directions	X-, Y- and Z-axis (pos. and neg.)
Relative insulation material temperature index (Elec., UL 746 B)	130 °C
Temperature index of insulation material (DIN EN 60216-1 (VDE 0304-21))	125 °C
Static insulating material application in cold	-60 °C

### Dimensions

Width	20 mm
Length	101 mm
Height NS 35/15	105 mm

### Connection data

Connection method	Power-Turn connection
Connection in acc. with standard	IEC 60947-7-1
Conductor cross section solid min.	10 mm <sup>2</sup>
Conductor cross section solid max.	70 mm <sup>2</sup>
Conductor cross section AWG min.	8
Conductor cross section AWG max.	2/0
Conductor cross section flexible min.	10 mm <sup>2</sup>
Conductor cross section flexible max.	70 mm <sup>2</sup>
Min. AWG conductor cross section, flexible	8
Max. AWG conductor cross section, flexible	2/0

## High-current terminal block - PTPOWER 50 - 3260050

### Technical data

#### Connection data

Conductor cross section flexible, with ferrule without plastic sleeve min.	10 mm <sup>2</sup>
Conductor cross section flexible, with ferrule without plastic sleeve max.	50 mm <sup>2</sup>
Conductor cross section flexible, with ferrule with plastic sleeve min.	10 mm <sup>2</sup>
Conductor cross section flexible, with ferrule with plastic sleeve max.	50 mm <sup>2</sup>
Cross section with insertion bridge solid min.	10 mm <sup>2</sup>
Cross section with insertion bridge, solid max.	50 mm <sup>2</sup>
Cross section with insertion bridge stranded min.	10 mm <sup>2</sup>
Cross section with insertion bridge, stranded max.	50 mm <sup>2</sup>
Cross section with insertion bridge stranded, with ferrule without plastic sleeve min.	10 mm <sup>2</sup>
Cross section with insertion bridge stranded, with ferrule without plastic sleeve max.	50 mm <sup>2</sup>
Cross section with insertion bridge stranded, with ferrule without plastic sleeve min.	10 mm <sup>2</sup>
Cross section with insertion bridge stranded, with ferrule with plastic sleeve max.	50 mm <sup>2</sup>
2 conductors with same cross section, stranded, TWIN ferrules with plastic sleeve, min.	10 mm <sup>2</sup>
2 conductors with same cross section, stranded, TWIN ferrules with plastic sleeve, max.	16 mm <sup>2</sup>
Cross section with insertion bridge, solid max.	50 mm <sup>2</sup>
Cross section with insertion bridge, stranded max.	50 mm <sup>2</sup>
Stripping length	30 mm
Internal cylindrical gage	A10

#### Standards and Regulations

Connection in acc. with standard	IEC 60947-7-1
Flammability rating according to UL 94	V0

### Classifications

#### eCl@ss

eCl@ss 5.1	27141120
eCl@ss 6.0	27141120
eCl@ss 8.0	27141120
eCl@ss 9.0	27141120

#### ETIM

ETIM 5.0	EC000897
----------	----------

# High-current terminal block - PTPOWER 50 - 3260050

## Approvals

### Approvals

---

#### Approvals

CSA / UL Recognized / cUL Recognized / cULus Recognized

---


#### Ex Approvals


---


#### Approvals submitted

---

## Approval details

CSA 		
	B	C
mm <sup>2</sup> /AWG/kcmil	8-1/0	8-1/0
Nominal current I <sub>N</sub>	140 A	140 A
Nominal voltage U <sub>N</sub>	600 V	1000 V

UL Recognized 	
mm <sup>2</sup> /AWG/kcmil	8-1/0
Nominal current I <sub>N</sub>	140 A
Nominal voltage U <sub>N</sub>	1000 V

cUL Recognized 	
	C
mm <sup>2</sup> /AWG/kcmil	8-1/0
Nominal current I <sub>N</sub>	140 A
Nominal voltage U <sub>N</sub>	1000 V

## High-current terminal block - PTPOWER 50 - 3260050

### Approvals



### Drawings

Circuit diagram





Компания «ЭлектроПласт» предлагает заключение долгосрочных отношений при поставках импортных электронных компонентов на взаимовыгодных условиях!

Наши преимущества:

- Оперативные поставки широкого спектра электронных компонентов отечественного и импортного производства напрямую от производителей и с крупнейших мировых складов;
- Поставка более 17-ти миллионов наименований электронных компонентов;
- Поставка сложных, дефицитных, либо снятых с производства позиций;
- Оперативные сроки поставки под заказ (от 5 рабочих дней);
- Экспресс доставка в любую точку России;
- Техническая поддержка проекта, помощь в подборе аналогов, поставка прототипов;
- Система менеджмента качества сертифицирована по Международному стандарту ISO 9001;
- Лицензия ФСБ на осуществление работ с использованием сведений, составляющих государственную тайну;
- Поставка специализированных компонентов (Xilinx, Altera, Analog Devices, Intersil, Interpoint, Microsemi, Aeroflex, Peregrine, Syfer, Eurofarad, Texas Instrument, Miteq, Cobham, E2V, MA-COM, Hittite, Mini-Circuits, General Dynamics и др.);

Помимо этого, одним из направлений компании «ЭлектроПласт» является направление «Источники питания». Мы предлагаем Вам помощь Конструкторского отдела:

- Подбор оптимального решения, техническое обоснование при выборе компонента;
- Подбор аналогов;
- Консультации по применению компонента;
- Поставка образцов и прототипов;
- Техническая поддержка проекта;
- Защита от снятия компонента с производства.



#### Как с нами связаться

**Телефон:** 8 (812) 309 58 32 (многоканальный)

**Факс:** 8 (812) 320-02-42

**Электронная почта:** [org@eplast1.ru](mailto:org@eplast1.ru)

**Адрес:** 198099, г. Санкт-Петербург, ул. Калинина, дом 2, корпус 4, литера А.