



## Main

|                           |                   |
|---------------------------|-------------------|
| Range of product          | Harmony XB5       |
| Bezel material            | Dark grey plastic |
| Product or component type | Hour counter      |
| Mounting diameter         | 0.87 in (22 mm)   |
| Reset                     | Without           |

## Complementary

|                                    |   |
|------------------------------------|---|
| [Us] rated supply voltage          | 120 V (+/- 10 %)  |
| Noise level                        | 90 dB 4 kHz at 0.1 m +/- 10 %                               |
| Display digits                     | 5   |
| Current consumption                | 8 mA  |
| Resistance to high pressure washer | 1015.26 psi (7000000 Pa) at 131 °F (55 °C), distance: 0.1 m |
| Mounting mode                      | Flush-mounted   |
| Mounting support                   | Panel mounting  |
| Height                             | 1.18 in (30 mm)   |
| Width                              | 1.18 in (30 mm)   |
| Depth                              | 2.36 in (60 mm)   |
| Product weight                     | 0.1 lb(US) (0.045 kg)                                       |

## Environment

|                                       |   |
|---------------------------------------|---|
| protective treatment                  | TH  |
| ambient air temperature for storage   | -40...158 °F (-40...70 °C)  |
| ambient air temperature for operation | -13...158 °F (-25...70 °C)  |
| electrical shock protection class     | Class II conforming to IEC 60536  |
| IP degree of protection               | IP66 conforming to IEC 60529  |
| NEMA degree of protection             | NEMA 13<br>NEMA 4X  |
| standards                             | EN 60947-1<br>EN 60947-5-1<br>EN 60947-5-4<br>EN 60947-5-5<br>IEC 60947-1<br>IEC 60947-5-1<br>IEC 60947-5-4<br>IEC 60947-5-5<br>JIS C 4520<br>UL 508<br>CSA C22.2 No 14 |
| product certifications                | BV<br>CSA<br>DNV<br>GL<br>LROS (Lloyds register of shipping)<br>RINA<br>UL listed   |

## Offer Sustainability

|  |  |
|--|--|
| WARNING: This product can expose you to chemicals including: | WARNING: This product can expose you to chemicals including: |
|--|--|

The information provided in this documentation contains general descriptions and/or technical characteristics of the products contained herein. This documentation is not intended as a substitute for and is not to be used for determining suitability or reliability of these products for specific user applications. It is the duty of any such user or integrator to perform the appropriate and complete risk analysis, evaluation and testing of the products with respect to the relevant specific application or use thereof. Neither Schneider Electric Industries SAS nor any of its affiliates or subsidiaries shall be responsible or liable for misuse of the information contained herein.

Nickel compounds, which is known to the State of California to cause cancer, and

Nickel compounds, which is known to the State of California to cause cancer, and

Di-isodecyl phthalate (DIDP), which is known to the State of California to cause birth defects or other reproductive harm.

Di-isodecyl phthalate (DIDP), which is known to the State of California to cause birth defects or other reproductive harm.

For more information go to [www.p65warnings.ca.gov](http://www.p65warnings.ca.gov)

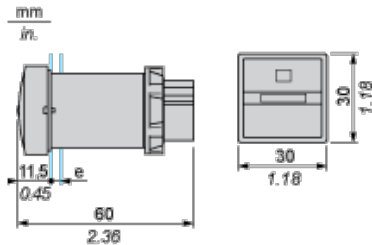
For more information go to [www.p65warnings.ca.gov](http://www.p65warnings.ca.gov)

### Contractual warranty

Warranty period

18 months

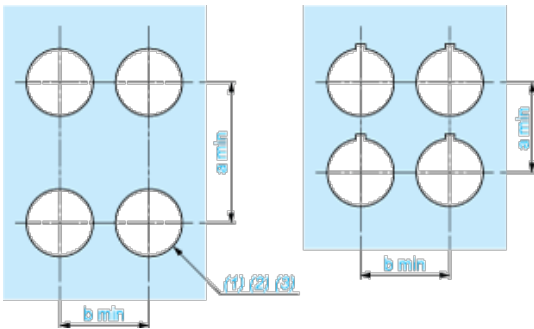
### Dimensions



e: panel thickness: 1 to 6 mm / 0.04 to 0.24 in.

### Panel Cut-out for Pushbuttons, Switches and Pilot Lights (Finished Holes, Ready for Installation)

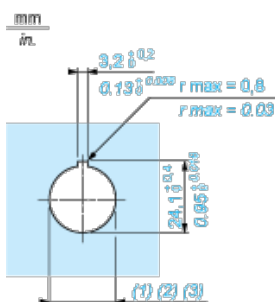
Connection by Screw Clamp Terminals or Plug-in Connectors or on Printed Circuit Board



- (1) Diameter on finished panel or support
- (2) For selector switches and Emergency stop buttons, use of an anti-rotation plate type ZB5AZ902 is recommended.
- (3)  $\varnothing 22.5$  mm recommended ( $\varnothing 22.3 \text{ }_0^{+0.4}$ ) /  $\varnothing 0.89$  in. recommended ( $\varnothing 0.88 \text{ in. }_0^{+0.016}$ )

| Connections                                   | a in mm | a in in. | b in mm | b in in. |
|---|---------|----------|---------|----------|
| By screw clamp terminals or plug-in connector | 40      | 1.57     | 30      | 1.18     |
| By Faston connectors                          | 45      | 1.77     | 32      | 1.26     |
| On printed circuit board                      | 30      | 1.18     | 30      | 1.18     |

### Detail of Lug Recess



- (1) Diameter on finished panel or support
- (2) For selector switches and Emergency stop buttons, use of an anti-rotation plate type ZB5AZ902 is recommended.
- (3)  $\varnothing 22.5$  mm recommended ( $\varnothing 22.3 \text{ }_0^{+0.4}$ ) /  $\varnothing 0.89$  in. recommended ( $\varnothing 0.88 \text{ in. }_0^{+0.016}$ )



Компания «ЭлектроПласт» предлагает заключение долгосрочных отношений при поставках импортных электронных компонентов на взаимовыгодных условиях!

Наши преимущества:

- Оперативные поставки широкого спектра электронных компонентов отечественного и импортного производства напрямую от производителей и с крупнейших мировых складов;
- Поставка более 17-ти миллионов наименований электронных компонентов;
- Поставка сложных, дефицитных, либо снятых с производства позиций;
- Оперативные сроки поставки под заказ (от 5 рабочих дней);
- Экспресс доставка в любую точку России;
- Техническая поддержка проекта, помощь в подборе аналогов, поставка прототипов;
- Система менеджмента качества сертифицирована по Международному стандарту ISO 9001;
- Лицензия ФСБ на осуществление работ с использованием сведений, составляющих государственную тайну;
- Поставка специализированных компонентов (Xilinx, Altera, Analog Devices, Intersil, Interpoint, Microsemi, Aeroflex, Peregrine, Syfer, Eurofarad, Texas Instrument, Miteq, Cobham, E2V, MA-COM, Hittite, Mini-Circuits, General Dynamics и др.);

Помимо этого, одним из направлений компании «ЭлектроПласт» является направление «Источники питания». Мы предлагаем Вам помощь Конструкторского отдела:

- Подбор оптимального решения, техническое обоснование при выборе компонента;
- Подбор аналогов;
- Консультации по применению компонента;
- Поставка образцов и прототипов;
- Техническая поддержка проекта;
- Защита от снятия компонента с производства.



#### Как с нами связаться

**Телефон:** 8 (812) 309 58 32 (многоканальный)

**Факс:** 8 (812) 320-02-42

**Электронная почта:** [org@eplast1.ru](mailto:org@eplast1.ru)

**Адрес:** 198099, г. Санкт-Петербург, ул. Калинина, дом 2, корпус 4, литера А.