

Type 1776 Precision Decade Resistor Voltage Dividers

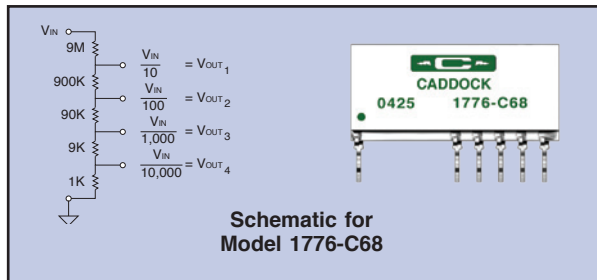
Input Voltage Dividers for Digital Multimeters and Range-Switching Instruments Introducing New Smaller Models at Lower Cost

The exceptional performance of this extensive family of Type 1776 Precision Decade Resistor Voltage Dividers has been achieved through the special combination of advantages provided by Caddock's Tetrinox® resistance films. This advanced film resistor technology provides the performance characteristics required by the precision input signal circuits of both bench-type and laboratory digital instruments.

In addition to requiring less board space, these compact precision resistor networks deliver higher performance than selected discrete resistor sets and thin-film networks.

There are now 39 standard models in the expanded family of Type 1776 precision resistor networks that include:

- 3, 4, and 5 - decade voltage dividers with ratios from 10:1 to 10,000:1.
- 1,200 volts continuous ratings and overvoltage to 2,000 volts.
- Many combinations of Ratio and Absolute Tolerance, and Ratio and Absolute Temperature Coefficient.



For complete information on quantity price and delivery, contact our Sales Office.

Model No.	Resistance Values					Fig.	Voltage Rating (7)	Absolute Tolerance %	Ratio Tolerance % (1)	Abs. TC ppm/C	Ratio TC ppm/C (2)	TC Temp. Range (2)	Voltage Coef. of Ratio ppm/volt (3)	Ratio Stability % Change in Ratio		
	R1	R2	R3	R4	R5									Load Life (4)	Shelf Life (5)	Over-Voltage (6)
1776-C67	9 Meg	900 K	90 K	9 K	900	10	1200	0.1	0.1	30	10	Range 1	0.04	0.01	0.003	0.005
1776-C671	9 Meg	900 K	90 K	9 K	900	10	1200	0.1	0.05	30	10	Range 1	0.04	0.01	0.003	0.005
1776-C6715	9 Meg	900 K	90 K	9 K	900	10	1200	0.1	0.05	30	5	Range 1	0.04	0.01	0.003	0.005
1776-C68	9 Meg	900 K	90 K	9 K	1 K	10	1200	0.1	0.1	30	10	Range 1	0.04	0.01	0.003	0.005
1776-C681	9 Meg	900 K	90 K	9 K	1 K	10	1200	0.1	0.05	30	10	Range 1	0.04	0.01	0.003	0.005
1776-C6815	9 Meg	900 K	90 K	9 K	1 K	10	1200	0.1	0.05	30	5	Range 1	0.04	0.01	0.003	0.005
1776-C48	10 Meg	1.1111M	101.01K	10.01K	1.0001K	11	1200	0.1	0.1	30	10	Range 1	0.03	0.01	0.003	0.005
1776-C481	10 Meg	1.1111M	101.01K	10.01K	1.0001K	11	1200	0.1	0.05	30	10	Range 1	0.03	0.01	0.003	0.005
1776-C4815	10 Meg	1.1111M	101.01K	10.01K	1.0001K	11	1200	0.1	0.05	30	5	Range 1	0.03	0.01	0.003	0.005
1776-C61	9 Meg	900 K	90 K	9 K	900	6	1200	0.1	0.1	30	10	Range 2	0.1	0.01	0.005	0.01
1776-C611	9 Meg	900 K	90 K	9 K	900	6	1200	0.1	0.05	30	10	Range 2	0.1	0.01	0.005	0.01
1776-C62	9 Meg	900 K	90 K	9 K	1 K	6	1200	0.1	0.1	30	10	Range 2	0.1	0.01	0.005	0.01
1776-C621	9 Meg	900 K	90 K	9 K	1 K	6	1200	0.1	0.05	30	10	Range 2	0.1	0.01	0.005	0.01
1776-C6217	9 Meg	900 K	90 K	9 K	1 K	6	1200	0.1	0.02	30	10	Range 2	0.1	0.01	0.005	0.01
1776-C742	9 Meg	900 K	90 K	9 K	1 K	7	1200	0.25	0.25	50	50	Range 2	0.5	0.04	0.02	0.04
1776-C74	9 Meg	900 K	90 K	9 K	1 K	7	1200	0.1	0.1	50	50	Range 2	0.5	0.04	0.02	0.04
1776-232	9 Meg	900 K	90 K	9 K	900	3	1200	0.25	0.25	50	50	Range 2	0.3	0.04	0.02	0.04
1776-23	9 Meg	900 K	90 K	9 K	900	3	1200	0.1	0.1	50	50	Range 2	0.2	0.02	0.01	0.02
1776-242	9 Meg	900 K	90 K	9 K	1 K	3	1200	0.25	0.25	50	50	Range 2	0.3	0.04	0.02	0.04
1776-24	9 Meg	900 K	90 K	9 K	1 K	3	1200	0.25	0.1	50	50	Range 2	0.2	0.02	0.01	0.02
1776-241	9 Meg	900 K	90 K	9 K	1 K	3	1200	0.25	0.05	50	50	Range 2	0.2	0.02	0.01	0.02
1776-105	9 Meg	900 K	90 K	10 K	N/A	4	1200	+0, -0.5	0.1	30	5	Range 2	0.02	0.01	0.005	0.01
1776-C10	9 Meg	900 K	90 K	10 K	N/A	9	1200	+0, -0.5	0.1	30	10	Range 2	0.02	0.01	0.005	0.01
1776-C105	9 Meg	900 K	90 K	10 K	N/A	9	1200	+0, -0.5	0.1	30	5	Range 2	0.02	0.01	0.005	0.01
1776-1	9 Meg	900 K	90 K	10 K	N/A	2	1200	0.25	0.05	30	10	Range 2	0.02	0.01	0.005	0.01
1776-14	9 Meg	900 K	90 K	10 K	N/A	2	1200	0.25	0.1	30	10	Range 2	0.02	0.01	0.005	0.01
1776-8	9.9 Meg	90 K	10 K	N/A	N/A	1	1200	0.25	0.1	30	25	Range 2	0.2	0.02	0.01	0.02
1776-9	9.9 Meg	90 K	10 K	N/A	N/A	1	1200	0.25	0.1	30	10	Range 2	0.02	0.01	0.005	0.01
1776-91	9.9 Meg	90 K	10 K	N/A	N/A	1	1200	0.25	0.05	30	10	Range 2	0.02	0.01	0.005	0.01
1776-912	9.9 Meg	90 K	10 K	N/A	N/A	1	1200	0.25	0.02	30	5	Range 2	0.02	0.01	0.005	0.01
1776-C4	10 Meg	1.1111M	101.01K	10.01K	1.0001K	8	1200	0.25	0.25	30	10	Range 2	0.1	0.01	0.005	0.01
1776-C44	10 Meg	1.1111M	101.01K	10.01K	1.0001K	8	1200	0.1	0.1	30	10	Range 2	0.1	0.01	0.005	0.01
1776-C441	10 Meg	1.1111M	101.01K	10.01K	1.0001K	8	1200	0.1	0.05	30	10	Range 2	0.1	0.01	0.005	0.01
1776-C34	10 Meg	1.1111M	101.01K	10.01K	1.0001K	8	1200	0.25	0.25	50	50	Range 2	0.5	0.04	0.02	0.04
1776-C532	900 K	90 K	9 K	900	N/A	5	750	0.25	0.25	25	25	Range 2	0.4	0.02	0.01	0.02
1776-C53	900 K	90 K	9 K	900	N/A	5	750	0.1	0.1	25	15	Range 2	0.3	0.02	0.01	0.02
1776-C542	900 K	90 K	9 K	1 K	N/A	5	750	0.25	0.25	25	25	Range 2	0.4	0.02	0.01	0.02
1776-C54	900 K	90 K	9 K	1 K	N/A	5	750	0.1	0.1	25	15	Range 2	0.3	0.02	0.01	0.02
1776-C541	900 K	90 K	9 K	1 K	N/A	5	750	0.1	0.05	25	15	Range 2	0.3	0.02	0.01	0.02

Specifications:

(Numbers inside circles reference columns in Model No. table)

- ① **Ratio Tolerance:** Maximum ratio error. (See the specific Figures for the Ratio Definition).
- ② **Ratio Temperature Coefficient:** Maximum ratio TC error. (See the specific Figures for the Ratio Definition).
Range 1: -40°C to +85°C.
Range 2: 0°C to +70°C.
- ③ **Voltage Coefficient of Ratio (ppm/volt):** R1 in series with any combination of R2, R3, R4, and R5, 100 volts to rated voltage.
- ④ **Load Life:** Ratio stability of resistance under full load at +70°C, rated voltage applied to R1 in series with any combination of R2, R3, R4, and R5 for 2000 hrs.
- ⑤ **Shelf Stability of Ratio:** Six months at shelf conditions.
- ⑥ **Overvoltage:** Maximum voltage of 1.67 times rated DC voltage. Volts DC or peak AC applied to R1 and any combination of R2, R3, R4, and R5 in series with R1 for 10 seconds.
- ⑦ **Voltage Rating:** DC or RMS AC voltage applied to R1 in series with any combination of R2, R3, R4, and R5.

Storage Temperature: -40°C to +85°C.

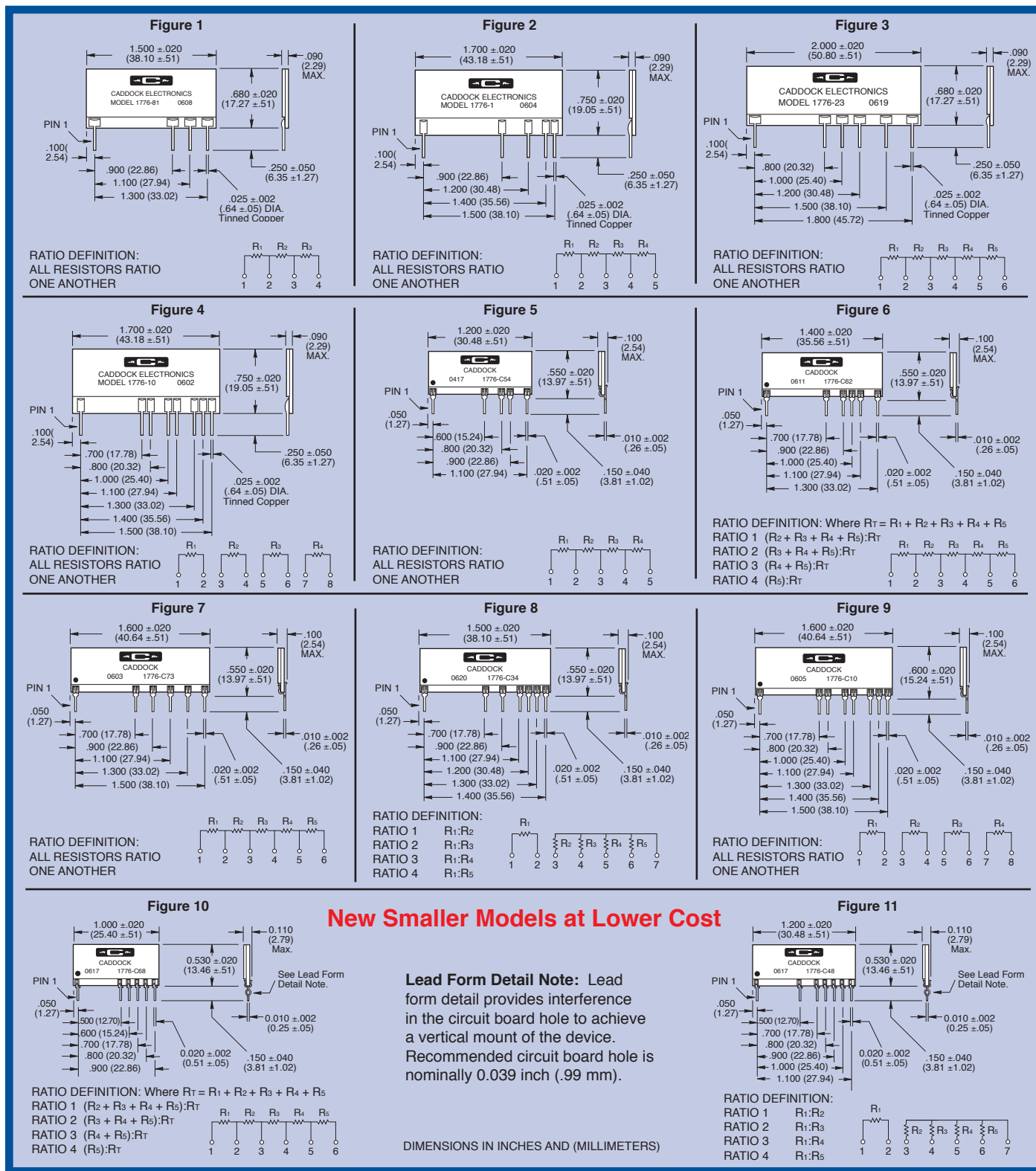


Applications Engineering
17271 North Umpqua Hwy.
Roseburg, Oregon 97470-9422
Phone: (541) 496-0700
Fax: (541) 496-0408

CADDOCK ELECTRONICS, INC.

e-mail: caddock@caddock.com • web: www.caddock.com
For Caddock Distributors listed by country see caddock.com/contact/dist.html

Sales and Corporate Office
1717 Chicago Avenue
Riverside, California 92507-2364
Phone: (951) 788-1700
Fax: (951) 369-1151

**New
Smaller Models
Lower Cost**



New Smaller Models at Lower Cost

Lead Form Detail Note: Lead form detail provides interference in the circuit board hole to achieve a vertical mount of the device. Recommended circuit board hole is nominally 0.039 inch (.99 mm).

DIMENSIONS IN INCHES AND (MILLIMETERS)

Applications Engineering
 17271 North Umpqua Hwy.
 Roseburg, Oregon 97470-9422
 Phone: (541) 496-0700
 Fax: (541) 496-0408

CADDOCK ELECTRONICS, INC.

e-mail: caddock@caddock.com • web: www.caddock.com
 For Caddock Distributors listed by country see caddock.com/contact/dist.html

Sales and Corporate Office
 1717 Chicago Avenue
 Riverside, California 92507-2364
 Phone: (951) 788-1700
 Fax: (951) 369-1151



Компания «ЭлектроПласт» предлагает заключение долгосрочных отношений при поставках импортных электронных компонентов на взаимовыгодных условиях!

Наши преимущества:

- Оперативные поставки широкого спектра электронных компонентов отечественного и импортного производства напрямую от производителей и с крупнейших мировых складов;
- Поставка более 17-ти миллионов наименований электронных компонентов;
- Поставка сложных, дефицитных, либо снятых с производства позиций;
- Оперативные сроки поставки под заказ (от 5 рабочих дней);
- Экспресс доставка в любую точку России;
- Техническая поддержка проекта, помощь в подборе аналогов, поставка прототипов;
- Система менеджмента качества сертифицирована по Международному стандарту ISO 9001;
- Лицензия ФСБ на осуществление работ с использованием сведений, составляющих государственную тайну;
- Поставка специализированных компонентов (Xilinx, Altera, Analog Devices, Intersil, Interpoint, Microsemi, Aeroflex, Peregrine, Syfer, Eurofarad, Texas Instrument, Miteq, Cobham, E2V, MA-COM, Hittite, Mini-Circuits, General Dynamics и др.);

Помимо этого, одним из направлений компании «ЭлектроПласт» является направление «Источники питания». Мы предлагаем Вам помощь Конструкторского отдела:

- Подбор оптимального решения, техническое обоснование при выборе компонента;
- Подбор аналогов;
- Консультации по применению компонента;
- Поставка образцов и прототипов;
- Техническая поддержка проекта;
- Защита от снятия компонента с производства.



Как с нами связаться

Телефон: 8 (812) 309 58 32 (многоканальный)

Факс: 8 (812) 320-02-42

Электронная почта: org@eplast1.ru

Адрес: 198099, г. Санкт-Петербург, ул. Калинина, дом 2, корпус 4, литера А.