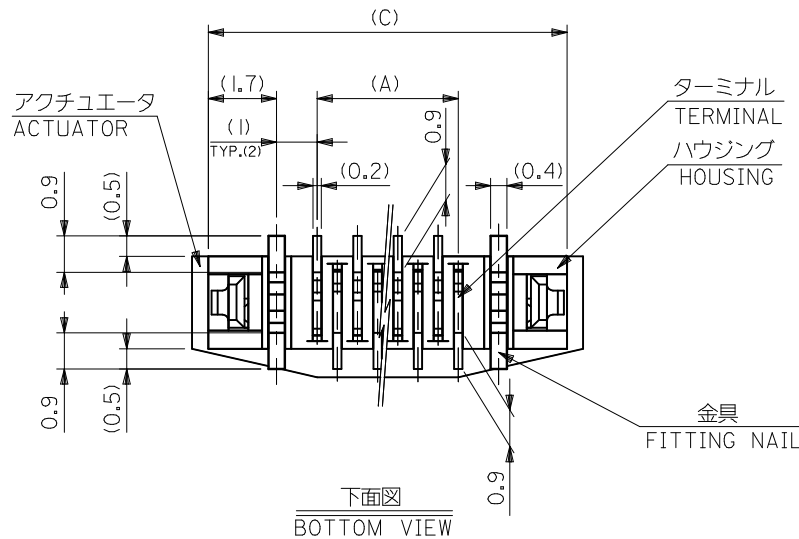


注記 NOTES

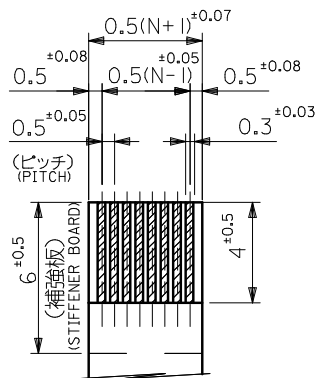
- 使用材料 : MATERIAL
 - ハウジング HOUSING : 46NYLON UL94V-0
 - アクチュエータ ACTUATOR : PPS UL94V-0
 - ターミナル TERMINAL : リン青銅 (t=0.2) PHOS-BRO
 - 接点部 金メッキ 0.1マイクロメートル以上 CONTACT GOLD 0.1 MICROMETER MINIMUM
 - 半田付け部 錫メッキ 1.0マイクロメートル以上 TAIL TIN 1.0 MICROMETER MINIMUM
 - ニッケル下地 1.0マイクロメートル以上 NICKEL (UNDER PLATING) 1.0 MICROMETER MINIMUM
 - 金具 FITTING NAIL : リン青銅 (t=0.4) PHOS-BRO
 - 錫メッキ 1.0マイクロメートル以上 TIN 1.0 MICROMETER MINIMUM
 - ニッケル下地 1.0マイクロメートル以上 NICKEL (UNDER PLATING) 1.0 MICROMETER MINIMUM
- エンボスステップ梱包時は、アクチュエータがロックした状態とする。
IN THE PACKAGE, ACTUATOR OF PART NO. 52559-**79 SHOULD BE LOCKED.
- ソルダータール半田付け面のズレ量、及び金具半田付け面のズレ量は、基準面 G に対し上方向 0.05 MAX. , 下方向 0.15 MAX. とする。
MISALIGNMENT OF SOLDER TAILS AND FITTING NAILS FROM G UPPER DIRECTION: 0.05 MAX. , LOWER DIRECTION: 0.15 MAX.
- 偶数極に適用。
APPLY FOR EVEN CIRCUIT.
- パターンはくり止め用金具。
FITTING NAIL FOR PREVENTION OF PEELING OF P.C.B. PATTERN.
- RO.3は、FPCの導体部にカカらないこと。
RO.3 MUST NOT BE OVERLAPPED TO PATTERN OF FPC.

MODEL NO. 52559-**79

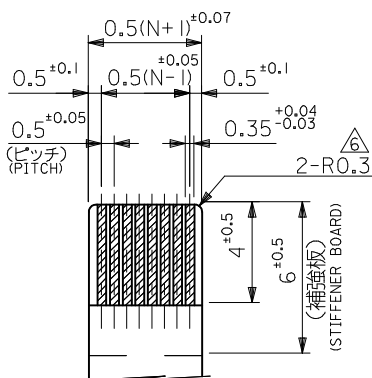
REVISED EC NO: J2012-0823 2011/12/15 DRWN:KNAGUMO 2011/12/16 CHKD:KAKAHASHI 2011/12/16 APPR:KMORIKAWA 2011/12/16	DESCRIPTION REV	GENERAL TOLERANCES (UNLESS SPECIFIED)		DIMENSION STYLE MM ONLY		SCALE ---	DESIGN UNITS METRIC	THIRD ANGLE PROJECTION		
		10 UNDER	±0.2	DRAWN BY MNABEI	DATE '04/07/13	TITLE 0.5 FPC CONN ASSY ZIF.				
		10 OVER 30 UNDER	±0.25	CHECKED BY KTOJO	DATE '04/07/13	-LEAD FREE-				
		30 OVER	±0.3	APPROVED BY NUKITA	DATE '04/07/13	MOLEX INCORPORATED				
		ANGULAR ±3 °		MATERIAL NO. SEE CHART	DOCUMENT NO. SD-52559-048	SHEET NO. 1 OF 2				
		DRAFT WHERE APPLICABLE MUST REMAIN WITHIN DIMENSIONS		SIZE A3		THIS DRAWING CONTAINS INFORMATION THAT IS PROPRIETARY TO MOLEX INCORPORATED AND SHOULD NOT BE USED WITHOUT WRITTEN PERMISSION				



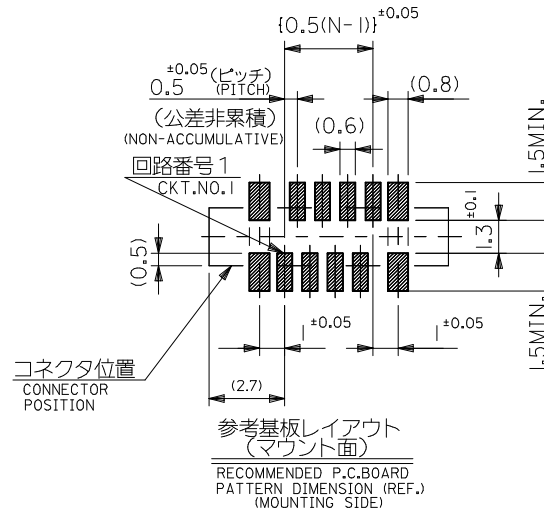
下面図
BOTTOM VIEW



適合F F C推奨寸法
APPLICABLE FFC
RECOMMENDED DIMENSION.
(仕上がり厚さ: 0.3±0.05)
(THICKNESS: 0.3±0.05)



適合F P C推奨寸法
APPLICABLE FPC
RECOMMENDED DIMENSION.
(仕上がり厚さ: 0.3±0.05)
(THICKNESS: 0.3±0.05)

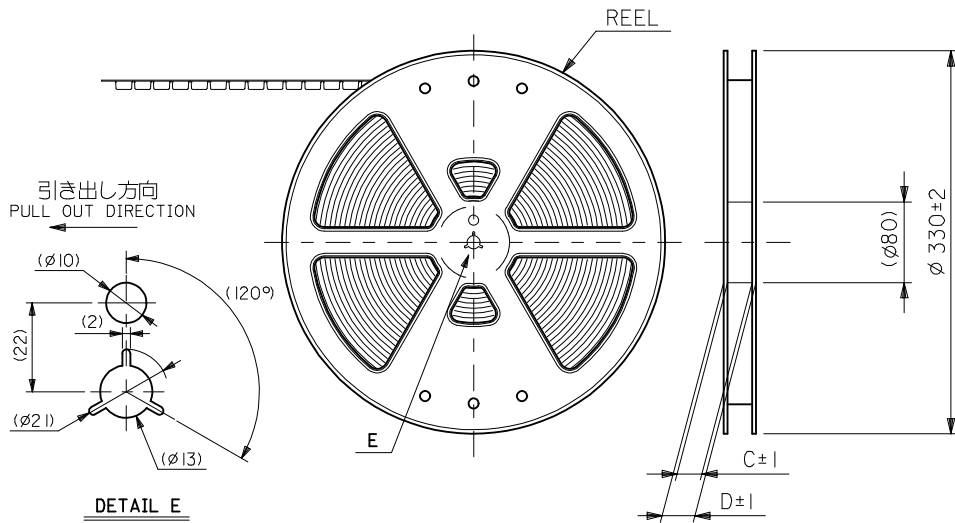


FPCについて:
打抜き方向は導体側から補強板側を推奨致します。
補強フィルム材質はポリイミドを推奨致します。
接着剤は熱硬化接着剤を推奨致します。

ABOUT FPC:
RECOMMENDED PUNCHER DIRECTION: FROM CONDUCTOR SIDE TO STIFFENER BOARD SIDE.
RECOMMENDED MATERIAL:
STIFFENER FILM: POLYIMIDE
BONDING AGENT: THERMOSETTING BONDING AGENT

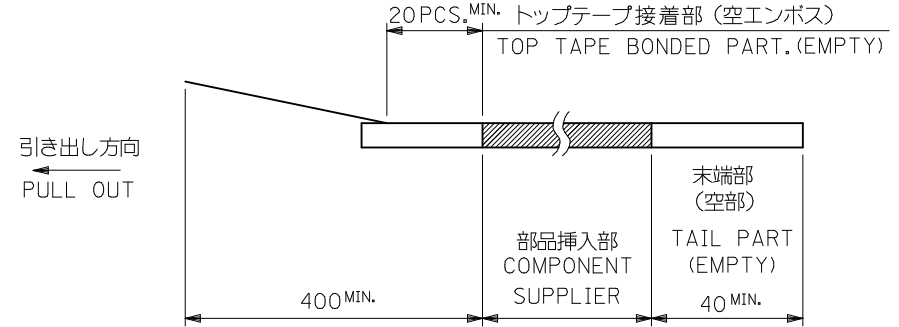
25.7	24.9	20.65	19.5	52559-4079	40
23.7	22.9	18.65	17.5		-3679 36
22.2	21.4	17.15	16.0		-3379 33
21.7	20.9	16.65	15.5		-3279 32
21.2	20.4	16.15	15.0		-3179 31
20.7	19.9	15.65	14.5		-3079 30
20.2	19.4	15.15	14.0		-2979 29
19.7	18.9	14.65	13.5		-2879 28
19.2	18.4	14.15	13.0		-2779 27
18.7	17.9	13.65	12.5		-2679 26
18.2	17.4	13.15	12.0		-2579 25
17.7	16.9	12.65	11.5		-2479 24
17.2	16.4	12.15	11.0		-2379 23
16.7	15.9	11.65	10.5		-2279 22
16.2	15.4	11.15	10.0		-2179 21
15.7	14.9	10.65	9.5		-2079 20
15.2	14.4	10.15	9.0		-1979 19
14.7	13.9	9.65	8.5		-1879 18
14.2	13.4	9.15	8.0		-1779 17
13.7	12.9	8.65	7.5		-1679 16
13.2	12.4	8.15	7.0		-1579 15
12.7	11.9	7.65	6.5		-1479 14
12.2	11.4	7.15	6.0		-1379 13
11.7	10.9	6.65	5.5		-1279 12
11.2	10.4	6.15	5.0		-1179 11
10.7	9.9	5.65	4.5		-1079 10
10.2	9.4	5.15	4.0		-0979 9
9.7	8.9	4.65	3.5		-0879 8
8.7	7.9	3.65	2.5	52559-0679	6
D	C	B	(A)	MATERIAL NO.	極数 CKT.

REVISED EC NO: J2012-0823 DRWN:KNAGUMO 2011/12/15 CHKD:KAKAHASHI 2011/12/16 APPR:KMORIKAWA 2011/12/16	DESCRIPTION	GENERAL TOLERANCES (UNLESS SPECIFIED)		DIMENSION STYLE MM ONLY	SCALE ---	MODEL NO. DESIGN UNITS METRIC	52559-**79
		10 UNDER	±0.2	DRAWN BY MNABEI	DATE '04/07/13	TITLE 0.5 FPC CONN ASSY ZIF.	THIRD ANGLE PROJECTION
		10 OVER 30 UNDER	±0.25	CHECKED BY KTOJO	DATE '04/07/13	-LEAD FREE-	
		30 OVER	±0.3	APPROVED BY NUKITA	DATE '04/07/13	MOLEX INCORPORATED	
		ANGULAR	±3 °	MATERIAL NO. SEE CHART	DOCUMENT NO. SD-52559-048		SHEET NO. 2 OF 2
		DRAFT WHERE APPLICABLE MUST REMAIN WITHIN DIMENSIONS		SIZE A3	THIS DRAWING CONTAINS INFORMATION THAT IS PROPRIETARY TO MOLEX INCORPORATED AND SHOULD NOT BE USED WITHOUT WRITTEN PERMISSION		

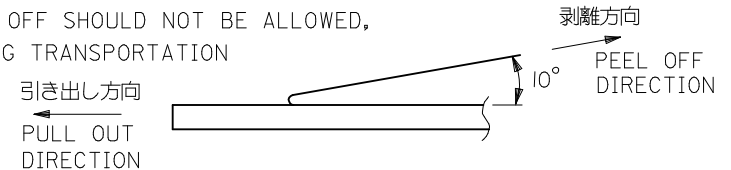


注記 NOTES

- 製品番号 52559-**79 の梱包状態はアクチュエータがロックした状態とする。
 詳細寸法については 製品単体図面を参照下さい。
 IN THE PACKAGE,ACTUATOR OF PART NO.52559-**79 SHOULD BE LOCKED
 RE DETAILED DIMENSIONS,SEE ASSY DRAWING
- 梱包数量：1000個/リール
 NUMBER OF CONNECTORS:1000PCS/REEL
- リードテープ長さ LEAD TAPE LENGTH



- トップテープの剥離強度：(剥離方向は下図参照)
 0.1N~1.3N {10gf~130gf} 尚、本規格値は、出荷時に適用。
 (但し、輸送時に剥離が発生しない事。)
 PEELING OFF FORCE OF TOP TAPE
 0.1N~1.3N{10gf~130gf}(PEELING DIRECTION AS SHOWN IN FOLLOWING FIG.)
 THIS REQUIREMENT SHOULD BE APPLIED AT SHIPMENT
 PEEL OFF SHOULD NOT BE ALLOWED,
 DURING TRANSPORTATION

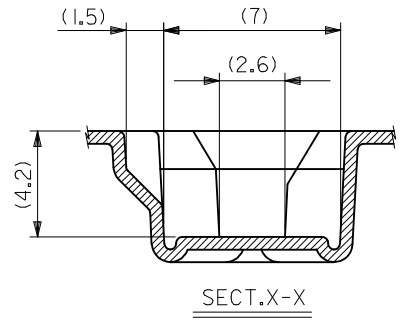
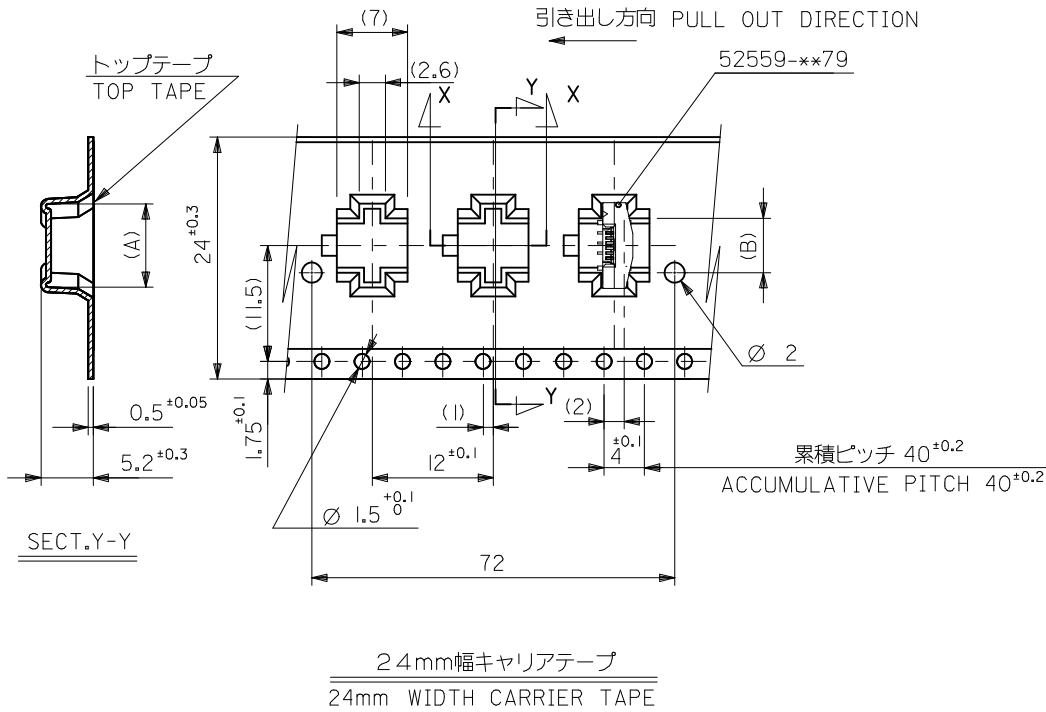


- 材料 キャリアテープ：ポリプロピレン (PP)
 トップテープ：PET, PE, PEF
 リール：ポリスチレン (PS) <リサイクル材を含む>

MATERIAL CARRIER TAPE:POLYPROPYLENE
 TOP TAPE:PET,PE,PEF
 REEL:POLYSTYRENE (PS)
 <RECYCLE MATERIAL CONTAINED>

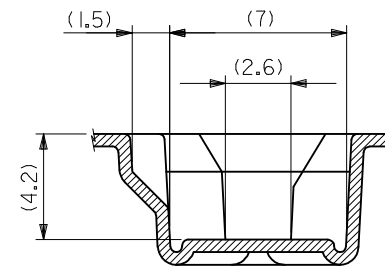
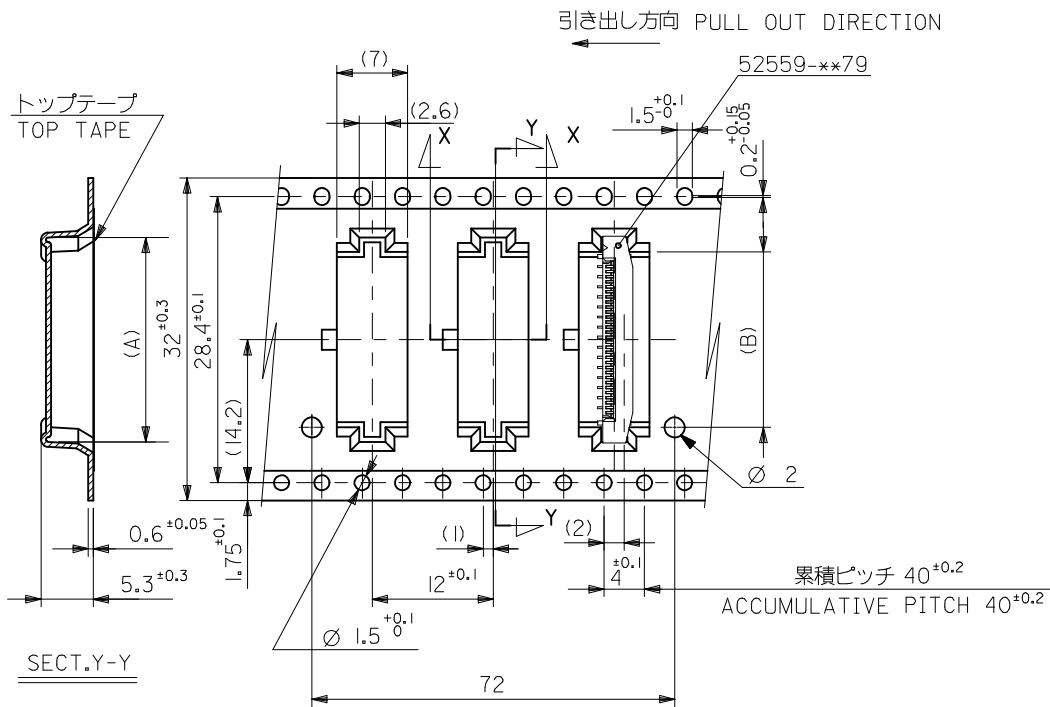
- 本製品は 52559-**53 のエンボステープ違い品である。
 THIS PRODUCT IS EMBOSSED TAPE DIFFERENCE ARTICLE OF 52559-**53.
- 本製品は乾燥剤入り、ハイバリア梱包仕様である。
 THIS PRODUCT IS HIGH BARRIER PACKAGE WITH DESICCANT.

REVISED EC NO: J2013-0959 DRWN:TMORISHITA 2013/03/01 CHKD:KAKAHASHI 2013/03/01 APPR:KMORIKAWA 2013/03/01	DESCRIPTION REV	GENERAL TOLERANCES (UNLESS SPECIFIED)		DIMENSION STYLE MM ONLY		SCALE ---	DESIGN UNITS METRIC	THIRD ANGLE PROJECTION	
		10 UNDER	±0.2	DRAWN BY MNABEI	DATE '04/07/13	TITLE 0.5 FPC CONN ASSY ZIF FOR SMT EMBSTP PKG -LEAD FREE-		molex	
		10 OVER 30 UNDER	±0.25	CHECKED BY KTOJO	DATE '04/07/13	MATERIAL NO. SEE CHART			
		30 OVER	±0.3	APPROVED BY NUKITA	DATE '04/07/13	THIS DRAWING CONTAINS INFORMATION THAT IS PROPRIETARY TO MOLEX INCORPORATED AND SHOULD NOT BE USED WITHOUT WRITTEN PERMISSION			
ANGULAR ±3 °		DRAFT WHERE APPLICABLE MUST REMAIN WITHIN DIMENSIONS		SIZE A3					



24	29.4	25.4	14.4	17.3	52559-2452	24		
			13.9	16.8	52559-2352	23		
			12.9	15.8	52559-2152	21		
			12.4	15.3	52559-2052	20		
			10.9	13.8	52559-1752	17		
			10.4	13.3	52559-1652	16		
			9.9	12.8	52559-1552	15		
			9.4	12.3	52559-1452	14		
			8.4	11.3	52559-1252	12		
			7.4	10.3	52559-1052	10		
6.9	9.8	52559-0952	9					
5.4	8.3	52559-0652	6					
キャリアテープ幅 CARRIER TAPE WIDTH			D	C	(B)	(A)	MATERIAL NO.	CIRCUIT NO.

REVISED EC NO: J2013-0959 DRWN: TMORISHITA 2013/03/01 CHKD: TAKAHASHI 2013/03/01 APPR: KMORIKAWA 2013/03/01	DESCRIPTION REV	GENERAL TOLERANCES (UNLESS SPECIFIED)		DIMENSION STYLE MM ONLY	SCALE ---	DESIGN UNITS METRIC	THIRD ANGLE PROJECTION	
		10 UNDER	±0.2	DRAWN BY MNABEI	DATE '04/07/13	TITLE 0.5 FPC CONN ASSY ZIF FOR SMT EMBSTP PKG -LEAD FREE- molex DOCUMENT NO. SD-52559-049 SHEET NO. 2 OF 4		
		10 OVER 30 UNDER	±0.25	CHECKED BY KTOJO	DATE '04/07/13			
		30 OVER	±0.3	APPROVED BY NUKITA	DATE '04/07/13			
		ANGULAR	±3 °	MATERIAL NO.	SEE CHART			
DRAFT WHERE APPLICABLE MUST REMAIN WITHIN DIMENSIONS		SIZE A3	THIS DRAWING CONTAINS INFORMATION THAT IS PROPRIETARY TO MOLEX INCORPORATED AND SHOULD NOT BE USED WITHOUT WRITTEN PERMISSION					

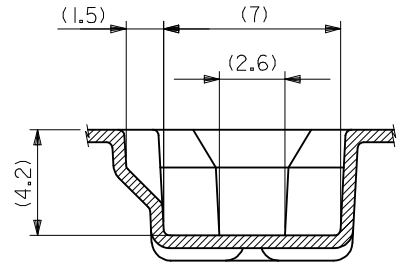
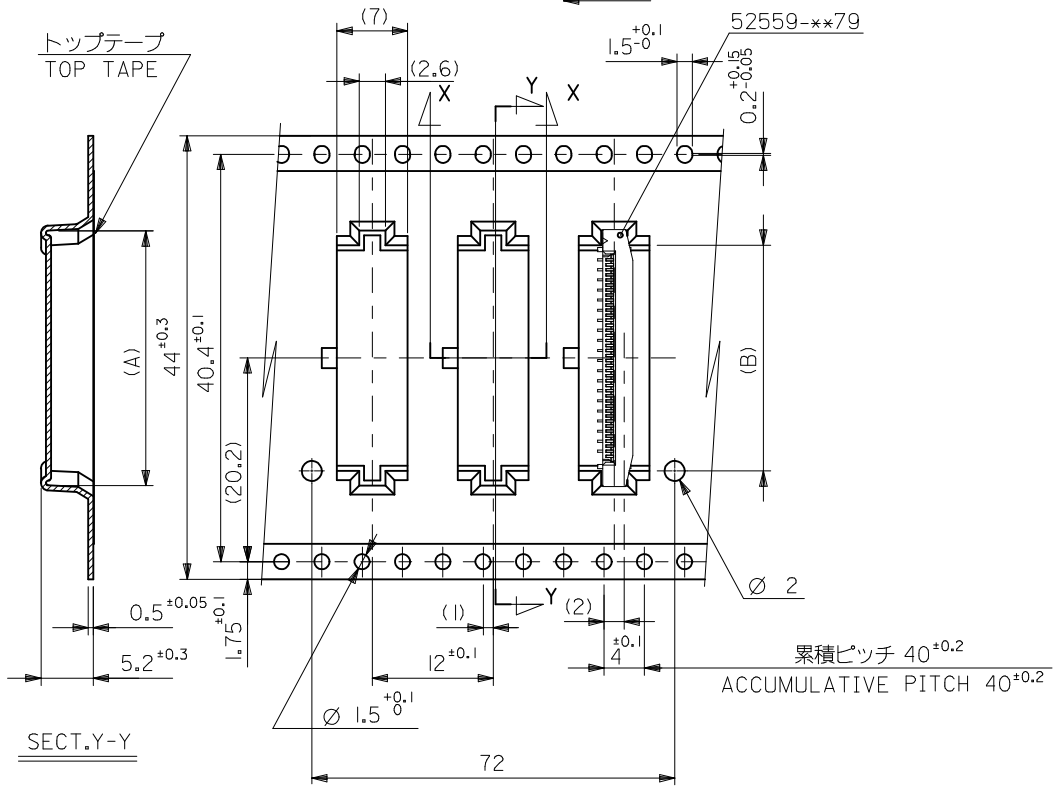


32mm幅キャリアテープ
32mm WIDTH CARRIER TAPE

32	37.4	33.4	18.4	21.3	52559-3252	32
			17.4	20.3	52559-3052	30
			16.4	19.3	52559-2852	28
			15.9	18.8	52559-2752	27
			15.4	18.3	52559-2652	26
キャリアテープ幅 CARRIER TAPE WIDTH	D	C	(B)	(A)	MATERIAL NO.	CIRCUIT NO.

REVISED EC NO: J2013-0959 DRWN: TMORISHITA 2013/03/01 CHKD: TAKAHASHI 2013/03/01 APPR: KMORIKAWA 2013/03/01	DESCRIPTION	GENERAL TOLERANCES (UNLESS SPECIFIED)		DIMENSION STYLE	SCALE	DESIGN UNITS	THIRD ANGLE PROJECTION	
		10 UNDER	±0.2	MM ONLY	---	METRIC	☉	
		10 OVER 30 UNDER	±0.25	DRAWN BY	DATE	TITLE		
		30 OVER	±0.3	MNABEI	'04/07/13	0.5 FPC CONN ASSY ZIF FOR SMT EMBSTP PKG -LEAD FREE-		
		ANGULAR	±3 °	CHECKED BY	DATE	molex		
DRAFT WHERE APPLICABLE MUST REMAIN WITHIN DIMENSIONS		KTOJO	'04/07/13	MATERIAL NO.	DOCUMENT NO.			
REV		APPROVED BY	DATE	SEE CHART			SD-52559-049	
		NUKITA	'04/07/13	THIS DRAWING CONTAINS INFORMATION THAT IS PROPRIETARY TO MOLEX INCORPORATED AND SHOULD NOT BE USED WITHOUT WRITTEN PERMISSION			3 OF 4	

引き出し方向 PULL OUT DIRECTION



SECT.Y-Y

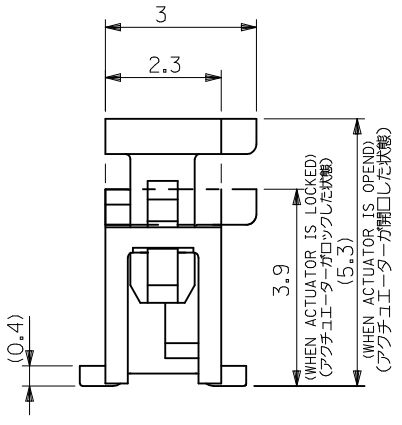
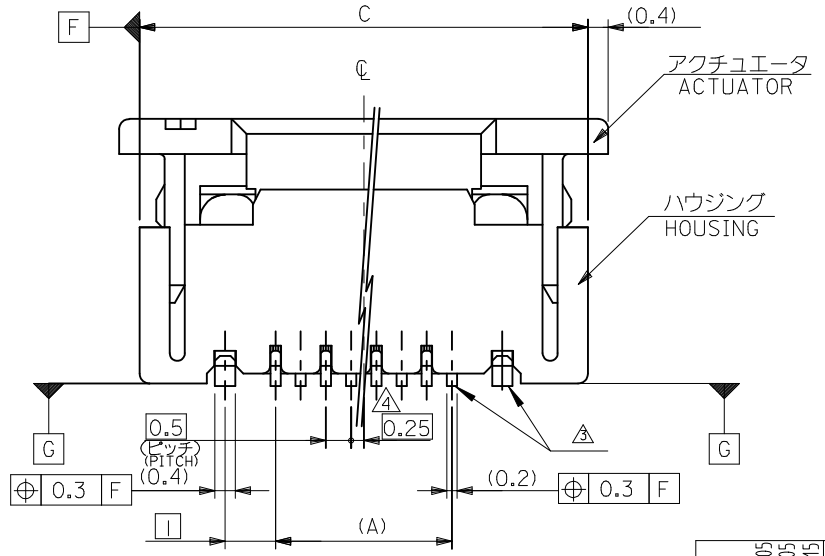
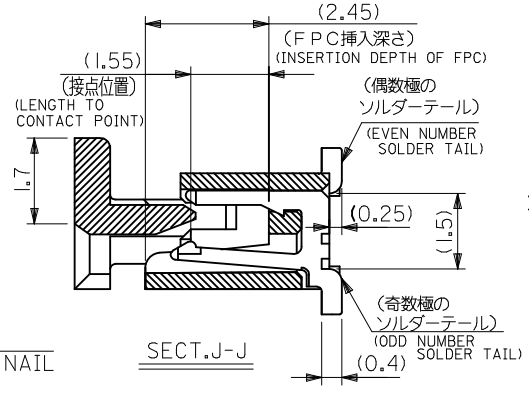
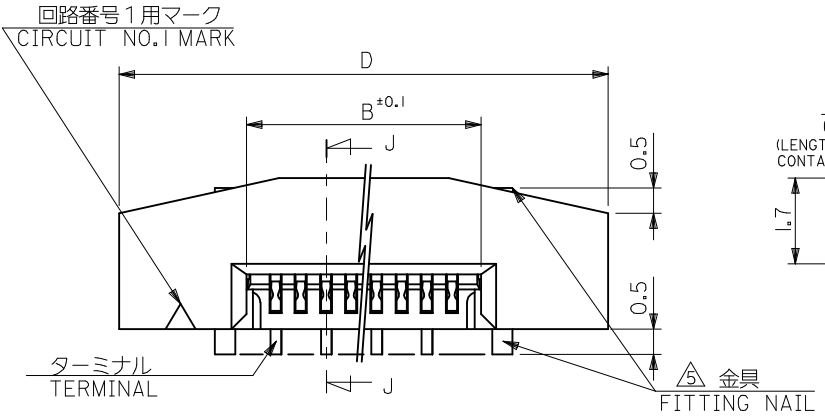
SECT.X-X

44mm幅キャリアテープ
44mm WIDTH CARRIER TAPE

44	49.4	45.4	22.4	25.3	52559-4052	40
キャリアテープ幅 CARRIER TAPE WIDTH	D	C	(B)	(A)	52559-3652	36
					MATERIAL NO.	CIRCUIT NO.

REVISED EC NO.: J2013-0959 DRWN: TMORISHITA 2013/03/01 CHKD: KTAHASHI 2013/03/01 APPR: KMORIKAWA 2013/03/01	GENERAL TOLERANCES (UNLESS SPECIFIED)	
	10 UNDER	±0.2
	10 OVER 30 UNDER	±0.25
	30 OVER	±0.3
DESCRIPTION	ANGULAR	±3 °
REV	DRAFT WHERE APPLICABLE MUST REMAIN WITHIN DIMENSIONS	

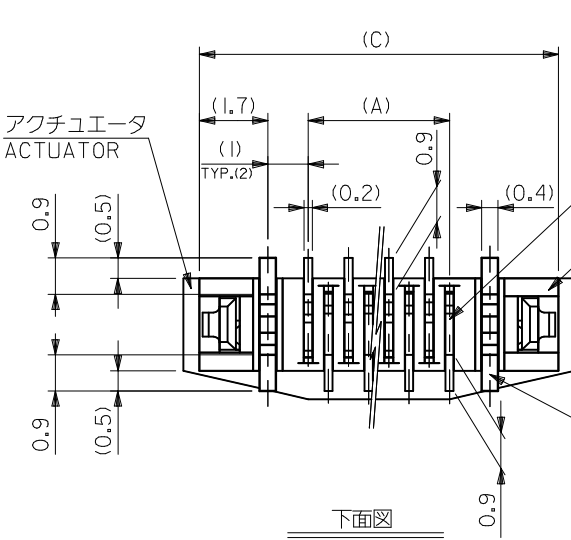
DIMENSION STYLE	SCALE	DESIGN UNITS	THIRD ANGLE PROJECTION
MM ONLY	---	METRIC	☉ □
DRAWN BY	DATE	TITLE	
MNABEI	'04/07/13	0.5 FPC CONN ASSY ZIF FOR SMT EMBSTP PKG -LEAD FREE-	
CHECKED BY	DATE	molex	
KTOJO	'04/07/13		
APPROVED BY	DATE	DOCUMENT NO.	SHEET NO.
NUKITA	'04/07/13	SD-52559-049	4 OF 4
MATERIAL NO.	SEE CHART		
SIZE	THIS DRAWING CONTAINS INFORMATION THAT IS PROPRIETARY TO MOLEX INCORPORATED AND SHOULD NOT BE USED WITHOUT WRITTEN PERMISSION		
A3			



注記 NOTES

- 材質 MATERIAL
 ハウジング: PA46 (46ナイロン)、ガラス充填、ナチュラル(白)、UL94V-0
 HOUSING: PA46, GLASS FILLED, NATURAL, UL94V-0
 アクチュエータ: PPS, ガラス充填、ナチュラル、UL94V-0
 ACTUATOR: PPS (POLYPHENYLENE SULFIDE), GLASS FILLED, NATURAL, UL94V-0
 ターミナル: 銅合金 (t = 0.2)
 TERMINAL: COPPER ALLOY (t = 0.2)
 金具: 銅合金 (t = 0.4)
 NAIL: COPPER ALLOY (t = 0.4)
 - めっき仕様 PLATING
 ターミナル TERMINAL
 錫銀ビスマスめっき(1.0μm以上)
 下地: ニッケルめっき(1.0μm以上)
 TIN SILVER BISMUTH PLATING
 (1.0 MICROMETER MINIMUM)
 UNDER PLATE: NICKEL PLATING
 (1.0 MICROMETER MINIMUM)
 金具 FITTING NAIL
 錫めっき(1.0μm以上)
 下地: ニッケルめっき(1.0μm以上)
 TIN PLATING
 (1.0 MICROMETER MINIMUM)
 UNDER PLATE: NICKEL PLATING
 (1.0 MICROMETER MINIMUM)
- △ ソルダータール半田付け面のズレ量、及び金具半田付け面のズレ量は、基準面 [G] に対し上方向0.05MAXIMUM、下方向0.15MAXIMUMとする。
 MISALIGNMENT OF SOLDER TAILS AND FITTING NAILS FROM [G]
 UPPER DIRECTION: 0.05MAXIMUM
 LOWER DIRECTION 0.15MAXIMUM.
- △ 偶数極に適用。
 APPLY FOR EVEN CIRCUIT.
- △ パターンはくり止め用金具。
 FITTING NAIL FOR PREVENTION OF PEELING OF P.C.B. PATTERN.
- △ R.O. 3は、F P Cの導体部にかからないこと。
 R.O.3 MUST NOT BE OVERLAPPED TO PATTERN OF FPC.
- エンボステープ梱包時は、アクチュエータがロックした状態とする。
 IN THE PACKAGE, ACTUATOR OF PART NO. 52559-**22 SHOULD BE LOCKED.
 - ELV及びRoHS適合品
 ELV AND RoHS COMPLIANT.

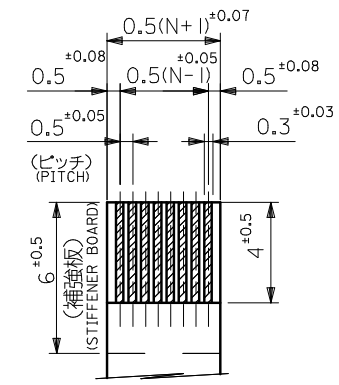
RELEASED EC NO: J2013-1014 DRW: AISHII 2012/09/05 CHK: KTAKAHASHI 2012/09/05 APPR: KMORIKAWA 2013/03/15	GENERAL TOLERANCES (UNLESS SPECIFIED)		DIMENSION STYLE MM ONLY		SCALE ---	DESIGN UNITS METRIC	THIRD ANGLE PROJECTION
	10 UNDER	±0.2	DRAWN BY AISHII	DATE 2012/09/05	TITLE 0.5MM FPC CONN ZIF S/T HOUSING ASSY		
	10 OVER 30 UNDER	±0.25	CHECKED BY KTAKAHASHI	DATE 2012/09/05			
	30 OVER	±0.3	APPROVED BY KMORIKAWA	DATE 2013/03/15			
	ANGULAR	±3 °	MATERIAL NO.		DOCUMENT NO.	SHEET NO.	
DRAFT WHERE APPLICABLE MUST REMAIN WITHIN DIMENSIONS		SEE CHART		SD-52559-057		1 OF 2	
		THIS DRAWING CONTAINS INFORMATION THAT IS PROPRIETARY TO MOLEX INCORPORATED AND SHOULD NOT BE USED WITHOUT WRITTEN PERMISSION					



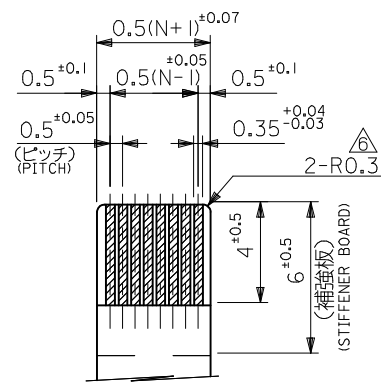
FPC/FFCについて ABOUT FPC/FFC
 打ち抜き方向は導体側から補強板側を推奨します。
 導体部については軟烙銅35μmまたは50μmを推奨します。
 RECOMMENDED PUNCHING DIRECTION: FROM CONDUCTOR SIDE TO STIFFENER SIDE
 RECOMMENDED CONDUCTOR SPEC: SOFT COPPER FOIL
 RECOMMENDED CONDUCTOR THICKNESS: 35 MICROMETER OR 50 MICROMETER

FPCについてABOUT FPC
 補強フィルム材質はポリイミドを推奨します。ベースフィルムは25μmを推奨します。
 接着剤は熱硬化接着剤を推奨します。
 尚、接着剤の接点部への付着は導通不良の原因になりますので、染み出しが無い様、お願い致します。
 RECOMMENDED STIFFENER MATERIAL: POLYIMIDE
 RECOMMENDED BASE FILM THICKNESS: 25 MICROMETER
 RECOMMENDED ADHESIVE: THERMOSETTING ADHESIVE
 NOTE: PLEASE PUT APPROPRIATE AMOUNT OF ADHESIVE ON ADHEREND BECAUSE THERE IS A POSSIBILITY THAT THE EXTRA ADHESIVE CAUSES THE DEFECT IN ELECTRICAL CONTINUITY.

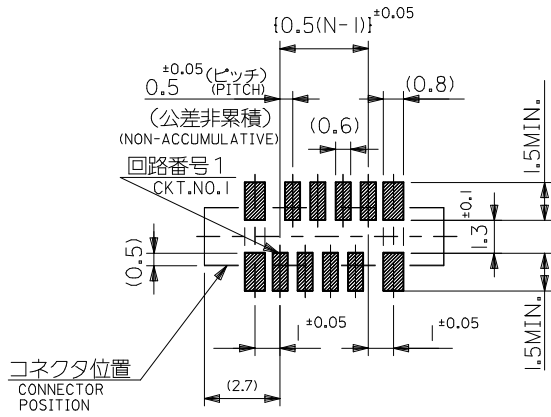
下面図
BOTTOM VIEW



適合FFC推奨寸法
 APPLICABLE FFC
 RECOMMENDED DIMENSION.
 (仕上がり厚さ: 0.3 ±0.05)
 (THICKNESS: 0.3 ±0.05)



適合FPC推奨寸法
 APPLICABLE FPC
 RECOMMENDED DIMENSION.
 (仕上がり厚さ: 0.3 ±0.05)
 (THICKNESS: 0.3 ±0.05)

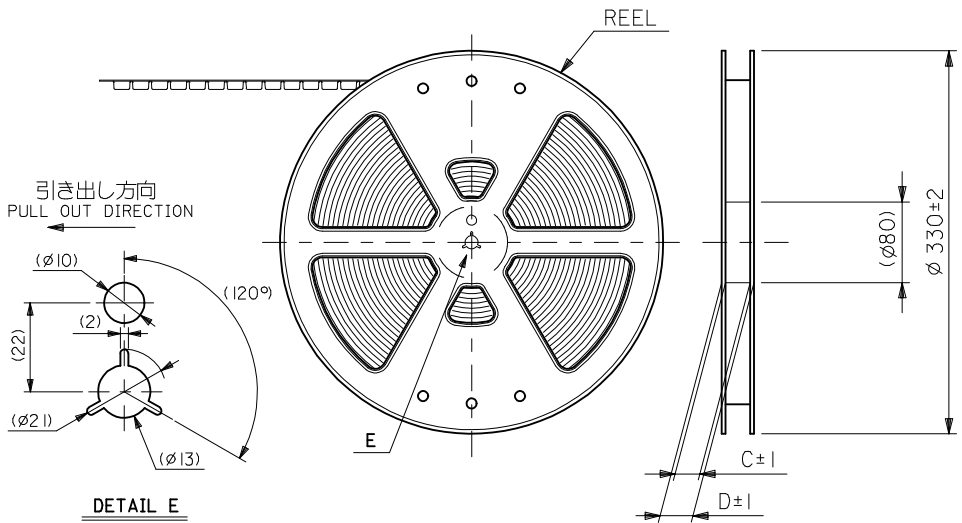


コネクタ位置
CONNECTOR POSITION
 参考基板レイアウト
 (マウント面)
 RECOMMENDED P.C.BOARD
 PATTERN DIMENSION (REF.)
 (MOUNTING SIDE)

25.7	24.9	20.65	19.5	52559-4033	40
23.7	22.9	18.65	17.5	-3633	36
22.2	21.4	17.15	16.0	-3333	33
21.7	20.9	16.65	15.5	-3233	32
21.2	20.4	16.15	15.0	-3133	31
20.7	19.9	15.65	14.5	-3033	30
20.2	19.4	15.15	14.0	-2933	29
19.7	18.9	14.65	13.5	-2833	28
19.2	18.4	14.15	13.0	-2733	27
18.7	17.9	13.65	12.5	-2633	26
18.2	17.4	13.15	12.0	-2533	25
17.7	16.9	12.65	11.5	-2433	24
17.2	16.4	12.15	11.0	-2333	23
16.7	15.9	11.65	10.5	-2233	22
16.2	15.4	11.15	10.0	-2133	21
15.7	14.9	10.65	9.5	-2033	20
15.2	14.4	10.15	9.0	-1933	19
14.7	13.9	9.65	8.5	-1833	18
14.2	13.4	9.15	8.0	-1733	17
13.7	12.9	8.65	7.5	-1633	16
13.2	12.4	8.15	7.0	-1533	15
12.7	11.9	7.65	6.5	-1433	14
12.2	11.4	7.15	6.0	-1333	13
11.7	10.9	6.65	5.5	-1233	12
11.2	10.4	6.15	5.0	-1133	11
10.7	9.9	5.65	4.5	-1033	10
10.2	9.4	5.15	4.0	-0933	9
9.7	8.9	4.65	3.5	-0833	8
8.7	7.9	3.65	2.5	52559-0633	6
D	C	B	(A)	EMBOSSED PACKAGE ORDER No.	極数 CKT.

CONNECTOR SERIES NO. : 52559-**22

SEE SHEET 1 OF 2 EC NO.: J2013-1014 DRWN: AISHII 2012/09/05 CHKD: KTAKAHASHI 2012/09/05 APPR: KMORIKAWA 2013/03/15	DESCRIPTION REV: 0	GENERAL TOLERANCES (UNLESS SPECIFIED)		DIMENSION STYLE MM ONLY		SCALE ---	DESIGN UNITS METRIC	THIRD ANGLE PROJECTION		
		10 UNDER	±0.2	DRAWN BY AISHII	DATE 2012/09/05	TITLE 0.5MM FPC CONN ZIF S/T HOUSING ASSY				
		10 OVER 30 UNDER	±0.25	CHECKED BY KTAKAHASHI	DATE 2012/09/05					
		30 OVER	±0.3	APPROVED BY KMORIKAWA	DATE 2013/03/15					
		ANGULAR ±3 °		DRAFT WHERE APPLICABLE MUST REMAIN WITHIN DIMENSIONS		MATERIAL NO.		DOCUMENT NO.		SHEET NO.
SIZE A3		SEE CHART		THIS DRAWING CONTAINS INFORMATION THAT IS PROPRIETARY TO MOLEX INCORPORATED AND SHOULD NOT BE USED WITHOUT WRITTEN PERMISSION		SD-52559-057		2 OF 2		

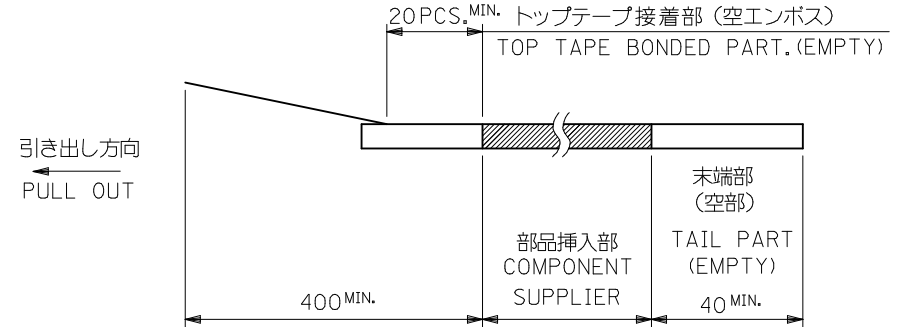


注記 NOTES

1. 製品番号 52559-**22 の梱包状態はアクチュエータがロックした状態とする。
 詳細寸法については SD-52559-057 を参照下さい。
 IN THE PACKAGE, ACTUATOR OF PART NO. 52559-**22 SHOULD BE LOCKED FOR DIMENSIONS OF PRODUCT, REFER TO SD-52559-057.

2. 梱包数量：1000個/リール
 NUMBER OF CONNECTORS: 1000PCS/REEL

3. リードテープ長さ LEAD TAPE LENGTH



4. カバーテープの剥離強度については、IEC60286-3に準拠
 COVER TAPE PEEL FORCE IS DEFINED BY IEC 60286-3.

5. 材料 キャリアテープ：ポリプロピレン (PP)
 トップテープ：PET, PE, PEF
 リール：ポリスチレン (PS) <リサイクル材を含む>

MATERIAL CARRIER TAPE: POLYPROPYLENE
 TOP TAPE: PET, PE, PEF
 REEL: POLYSTYRENE (PS)
 <RECYCLE MATERIAL CONTAINED>

6. ELV及RoHS適合品
 ELV AND RoHS COMPLIANT

RELEASED EC NO: J2013-1014 DRW: AISHI 2012/09/05 CHK: KTAKAHASHI 2012/09/05 APPR: KMORIKAWA 2013/03/15	GENERAL TOLERANCES (UNLESS SPECIFIED)		DIMENSION STYLE MM ONLY		SCALE ---	DESIGN UNITS METRIC	THIRD ANGLE PROJECTION
	10 UNDER	±0.2	DRAWN BY AISHI	DATE 2012/09/05	TITLE EMBOSS TAPE PACKAGED FOR 0.5MM FPC CONN ZIF S/T HOUSING ASSY		
	10 OVER 30 UNDER	±0.25	CHECKED BY KTAKAHASHI	DATE 2012/09/05			
	30 OVER	±0.3	APPROVED BY KMORIKAWA	DATE 2013/03/15			
ANGULAR ±3 °		MATERIAL NO.		DOCUMENT NO.		SHEET NO.	
DRAFT WHERE APPLICABLE MUST REMAIN WITHIN DIMENSIONS		SEE CHART		SD-52559-058		1 OF 4	
		SIZE A3		THIS DRAWING CONTAINS INFORMATION THAT IS PROPRIETARY TO MOLEX INCORPORATED AND SHOULD NOT BE USED WITHOUT WRITTEN PERMISSION			

F

E

D

C

B

A

F

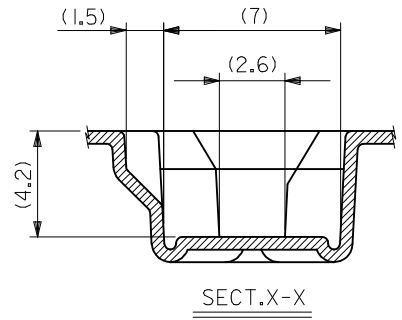
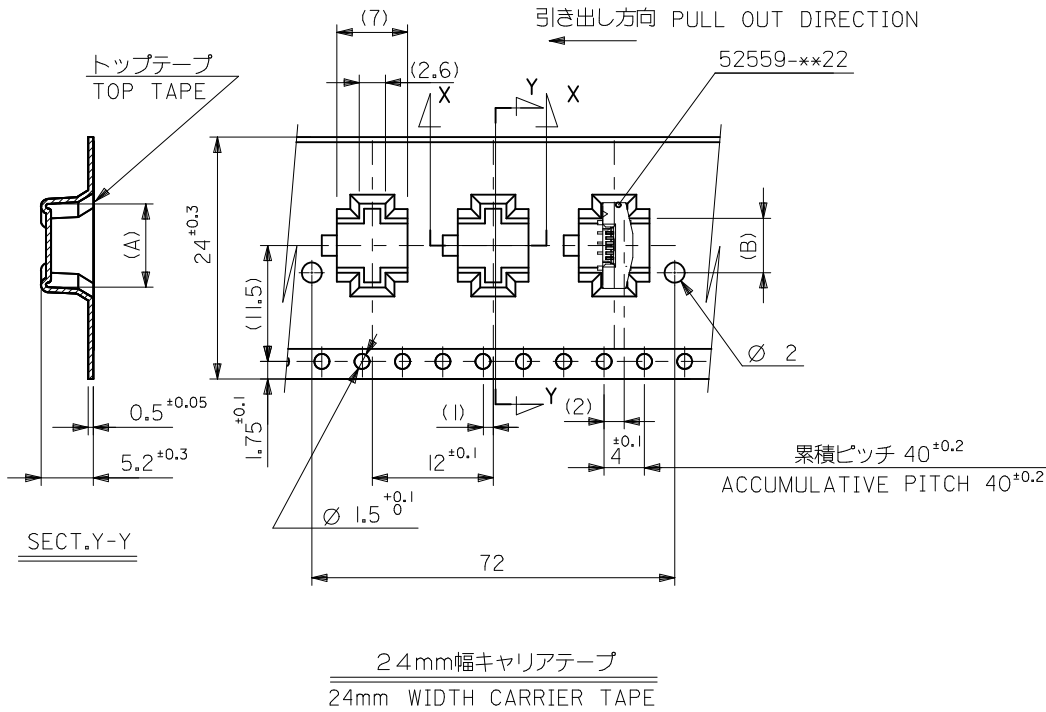
E

D

C

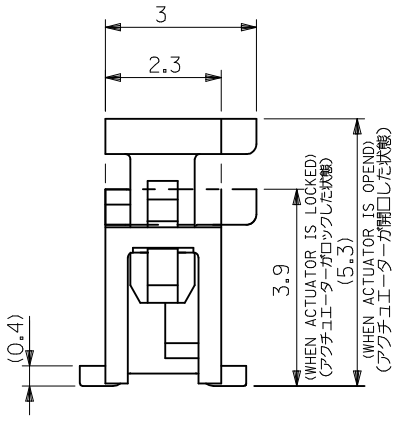
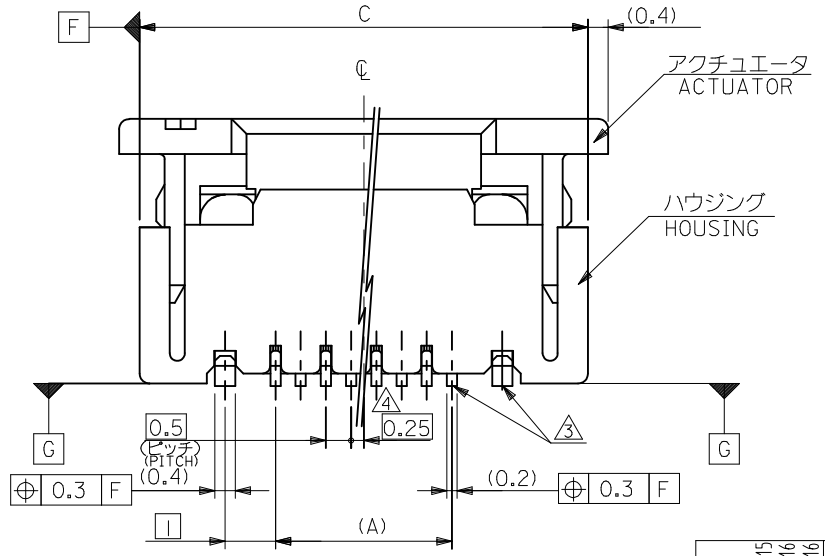
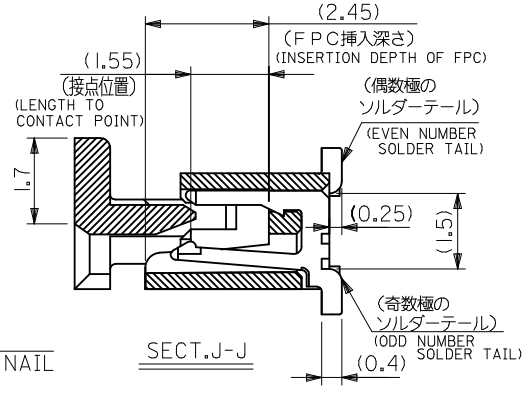
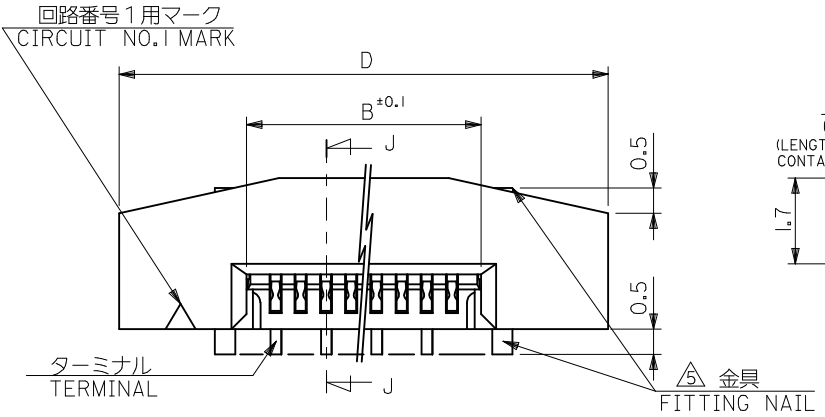
B

A



24	29.4	25.4	14.4	17.3	52559-2433	24	
			13.9	16.8	52559-2333	23	
			12.9	15.8	52559-2133	21	
			12.4	15.3	52559-2033	20	
			10.9	13.8	52559-1733	17	
			10.4	13.3	52559-1633	16	
			9.9	12.8	52559-1533	15	
			9.4	12.3	52559-1433	14	
			8.4	11.3	52559-1233	12	
			7.4	10.3	52559-1033	10	
6.9	9.8	52559-0933	9				
5.4	8.3	52559-0633	6				
キャリアテープ幅 CARRIER TAPE WIDTH		D	C	(B)	(A)	EMBOSSED PACKAGE オーダー番号 ORDER No.	極数 CKT.

SEE SHEET 1 OF 4 EC NO: J2013-1014 DRW: AISHII 2012/09/05 CHKD: TAKAHASHI 2012/09/05 APP: KMORIKAWA 2013/03/15	DESCRIPTION REV O	GENERAL TOLERANCES (UNLESS SPECIFIED)		DIMENSION STYLE MM ONLY		SCALE ---	DESIGN UNITS METRIC	THIRD ANGLE PROJECTION		
		10 UNDER	±0.2	DRAWN BY AISHII	DATE 2012/09/05	TITLE EMBOSS TAPE PACKAGED FOR 0.5MM FPC CONN ZIF S/T HOUSING ASSY				
		10 OVER 30 UNDER	±0.25	CHECKED BY KTAKAHASHI	DATE 2012/09/05					
		30 OVER	±0.3	APPROVED BY KMORIKAWA	DATE 2013/03/15					
ANGULAR ±3 °		DRAFT WHERE APPLICABLE MUST REMAIN WITHIN DIMENSIONS		MATERIAL NO. SEE CHART		DOCUMENT NO. SD-52559-058		SHEET NO. 2 OF 4		
THIS DRAWING CONTAINS INFORMATION THAT IS PROPRIETARY TO MOLEX INCORPORATED AND SHOULD NOT BE USED WITHOUT WRITTEN PERMISSION										



注記 NOTES

- 使用材料 : MATERIAL
 ハウジング HOUSING : 46NYLON UL94V-0
 アクチュエータ ACTUATOR : PPS UL94V-0
 ターミナル TERMINAL : リン青銅 (t=0.2) PHOS-BRO
 : 接点部 金メッキ 0.1マイクロメートル以上 CONTACT GOLD 0.1 MICROMETER MINIMUM
 : 半田付け部 錫メッキ 1.0マイクロメートル以上 TAIL TIN 1.0 MICROMETER MINIMUM
 : ニッケル下地 1.0マイクロメートル以上 NICKEL (UNDER PLATING) 1.0 MICROMETER MINIMUM
 金具 FITTING NAIL : リン青銅 (t=0.4) PHOS-BRO
 : 錫メッキ 1.0マイクロメートル以上 TIN 1.0 MICROMETER MINIMUM
 : ニッケル下地 1.0マイクロメートル以上 NICKEL (UNDER PLATING) 1.0 MICROMETER MINIMUM
- エンボスステップ梱包時は、アクチュエータがロックした状態とする。
 IN THE PACKAGE, ACTUATOR OF PART NO. 52559-**79 SHOULD BE LOCKED.
 △ソルダータール半田付け面のズレ量、及び金具半田付け面のズレ量は、基準面 G に対し上方向 0.05 MAX. , 下方向 0.15 MAX. とする。
 MISALIGNMENT OF SOLDER TAILS AND FITTING NAILS FROM G UPPER DIRECTION: 0.05 MAX. , LOWER DIRECTION: 0.15 MAX.
 △偶数極に適用。
 APPLY FOR EVEN CIRCUIT.
 △パターンはくり止め用金具。
 FITTING NAIL FOR PREVENTION OF PEELING OF P.C.B. PATTERN.
 △RO. 3は、FPCの導体部にカカらないこと。
 RO.3 MUST NOT BE OVERLAPPED TO PATTERN OF FPC.

MODEL NO. 52559-**79

REVISED EC NO: J2012-0823 2011/12/15 DRWN:KNAGUMO 2011/12/16 CHKD:KAKAHASHI 2011/12/16 APPR:KMORIKAWA 2011/12/16	DESCRIPTION REV	GENERAL TOLERANCES (UNLESS SPECIFIED)		DIMENSION STYLE MM ONLY		SCALE ---	DESIGN UNITS METRIC	THIRD ANGLE PROJECTION	
		10 UNDER	±0.2	DRAWN BY MNABE I	DATE '04/07/13	TITLE 0.5 FPC CONN ASSY ZIF.			
		10 OVER 30 UNDER	±0.25	CHECKED BY KTOJO	DATE '04/07/13	-LEAD FREE-			
		30 OVER	±0.3	APPROVED BY NUKITA	DATE '04/07/13	MOLEX INCORPORATED			
		ANGULAR	±3 °	MATERIAL NO. SEE CHART	DOCUMENT NO. SD-52559-048	SHEET NO. 1 OF 2			
DRAFT WHERE APPLICABLE MUST REMAIN WITHIN DIMENSIONS		SIZE A3	THIS DRAWING CONTAINS INFORMATION THAT IS PROPRIETARY TO MOLEX INCORPORATED AND SHOULD NOT BE USED WITHOUT WRITTEN PERMISSION						



Компания «ЭлектроПласт» предлагает заключение долгосрочных отношений при поставках импортных электронных компонентов на взаимовыгодных условиях!

Наши преимущества:

- Оперативные поставки широкого спектра электронных компонентов отечественного и импортного производства напрямую от производителей и с крупнейших мировых складов;
- Поставка более 17-ти миллионов наименований электронных компонентов;
- Поставка сложных, дефицитных, либо снятых с производства позиций;
- Оперативные сроки поставки под заказ (от 5 рабочих дней);
- Экспресс доставка в любую точку России;
- Техническая поддержка проекта, помощь в подборе аналогов, поставка прототипов;
- Система менеджмента качества сертифицирована по Международному стандарту ISO 9001;
- Лицензия ФСБ на осуществление работ с использованием сведений, составляющих государственную тайну;
- Поставка специализированных компонентов (Xilinx, Altera, Analog Devices, Intersil, Interpoint, Microsemi, Aeroflex, Peregrine, Syfer, Eurofarad, Texas Instrument, Miteq, Cobham, E2V, MA-COM, Hittite, Mini-Circuits, General Dynamics и др.);

Помимо этого, одним из направлений компании «ЭлектроПласт» является направление «Источники питания». Мы предлагаем Вам помощь Конструкторского отдела:

- Подбор оптимального решения, техническое обоснование при выборе компонента;
- Подбор аналогов;
- Консультации по применению компонента;
- Поставка образцов и прототипов;
- Техническая поддержка проекта;
- Защита от снятия компонента с производства.



Как с нами связаться

Телефон: 8 (812) 309 58 32 (многоканальный)

Факс: 8 (812) 320-02-42

Электронная почта: org@eplast1.ru

Адрес: 198099, г. Санкт-Петербург, ул. Калинина, дом 2, корпус 4, литера А.