

# CONDUCTIVE POLYMER ALUMINUM SOLID ELECTROLYTIC CAPACITORS

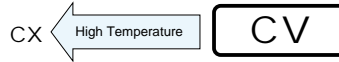


**CV** series Chip Type, High Voltage / Long Life



**Upgrade**

- High voltage (to 125V), Low ESR, High ripple current.
- Load life of 3000 hours at 105°C.
- SMD type : Lead free reflow soldering condition at 260°C peak correspondence.
- Compliant to the RoHS directive (2002/95/EC).

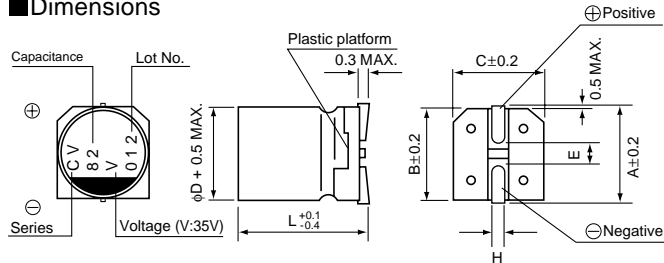


## Specifications

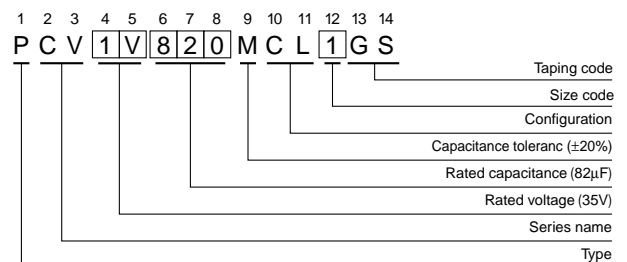
Item	Performance Characteristics		
Category Temperature Range	-55 to +105°C		
Rated Voltage Range	16 to 125V		
Rated Capacitance Range	5.6 to 680μF		
Capacitance Tolerance	±20% at 120Hz, 20°C		
Tangent of loss angle (tan δ)	Less than or equal to the specified value at 120Hz, 20°C		
ESR (※ 1)	Less than or equal to the specified value at 100kHz, 20°C		
Leakage Current (※ 2)	Less than or equal to the specified value . After 2 minutes' application of rated voltage at 20°C		
Temperature Characteristics (Max.Impedance Ratio)	Z+105°C / Z+20°C ≤ 1.25 (100kHz) Z-55°C / Z+20°C ≤ 1.25		
Endurance	The specifications listed at right shall be met when the capacitors are restored to 20°C after the rated voltage is applied for 3000 hours at 105°C.	Capacitance change	Within ± 20% of the initial capacitance value (※ 3)
		tan δ	150% or less than the initial specified value
		ESR (※ 1)	150% or less than the initial specified value
		Leakage current (※ 2)	Less than or equal to the initial specified value
Damp Heat (Steady State)	The specifications listed at right shall be met when the capacitors are restored to 20°C after the rated voltage is applied for 1000 hours at 60°C, 90% RH.	Capacitance change	Within ± 20% of the initial capacitance value (※ 3)
		tan δ	150% or less than the initial specified value
		ESR (※ 1)	150% or less than the initial specified value
		Leakage current (※ 2)	Less than or equal to the initial specified value
Resistance to Soldering Heat	After soldering the capacitor under the soldering conditions prescribed here, the capacitor shall meet the specifications listed at right, provided that it's temperature profile is measured at the capacitor top and the terminal. Pre-heating shall be done at 150 to 200°C and for 60 to 180 sec. The duration for over +230°C temperature at capacitor surface shall not exceed 60 seconds. In the case of peak temp, less than 250°C, reflow soldering shall be two times maximum. In the case of peak temp, less than 260°C, reflow soldering shall be once. Measurement for solder temperature profile shall be made at the capacitor top and the terminal.	Capacitance change	Within ± 10% of the initial capacitance value (※ 3)
		tan δ	130% or less than the initial specified value
		ESR (※ 1)	130% or less than the initial specified value
		Leakage current (※ 2)	Less than or equal to the initial specified value
Marking	Navy blue print on the case top		

- ※ 1 ESR should be measured at both of the terminal ends closest where the terminals protrude through the plastic platform.
- ※ 2 Conditioning : If any doubt arises, measure the leakage current after the voltage treatment of applying DC rated voltage continuously to the capacitor for 120 minutes at 105°C.
- ※ 3 Initial value : The value before test of examination of resistance to soldering.

## Dimensions



## Type numbering system (Example : 35V 82μF)



	(mm)						
Size	φ6.3×6L	φ8×7L	φ8×10L	φ8×12L	φ10×8L	φ10×10L	φ10×12.7L
φD	6.3	8.0	8.0	8.0	10.0	10.0	10.0
L	5.9	6.9	9.9	11.9	7.9	9.9	12.6
A	7.3	9.0	9.0	9.0	11.0	11.0	11.0
B	6.6	8.3	8.3	8.3	10.3	10.3	10.3
C	6.6	8.3	8.3	8.3	10.3	10.3	10.3
E	2.1	3.2	3.2	3.2	4.6	4.6	4.6
H	0.5 to 0.8	0.8 to 1.1	0.8 to 1.1	0.8 to 1.1	0.8 to 1.1	0.8 to 1.1	0.8 to 1.1

## Voltage

V	16	20	25	35	50	63	80	100	125
Code	C	D	E	V	H	J	K	2A	2B

● Dimension table in next page.

CAT.8100B



■ Standard Ratings

Rated Voltage (V)(code)	Surge Voltage (V)	Rated Capacitance (μF)	Case Size φD × L (mm)	tan δ	Leakage Current (μA)	ESR (mΩ) (at 100kHz 20°C)	Rated Ripple (mArms)	Part Number
16 (1C)	18.4	56	6.3×6	0.12	179	50	1000	PCV1C560MCL1GS
		82	△ 6.3×6	0.12	262	47	1300	PCV1C820MCL2GS
		100	8×7	0.12	320	36	1500	PCV1C101MCL1GS
		150	△ 8×7	0.12	480	34	1700	PCV1C151MCL2GS
		220	▲ 8×10	0.12	704	27	2000	PCV1C221MCL6GS
		220	10×8	0.12	704	31	2000	PCV1C221MCL1GS
		270	□ 8×10	0.12	864	21	3800	PCV1C271MCL7GS
		270	8×12	0.12	864	26	2300	PCV1C271MCL1GS
		270	△ 10×8	0.12	864	24	3200	PCV1C271MCL2GS
		330	10×10	0.12	1056	26	2400	PCV1C331MCL1GS
		390	△ 8×12	0.12	1248	20	4100	PCV1C391MCL2GS
		470	△ 10×10	0.12	1504	21	3900	PCV1C471MCL2GS
		470	10×12.7	0.12	1504	25	2800	PCV1C471MCL1GS
680	△ 10×12.7	0.12	2176	19	4400	PCV1C681MCL2GS		
20 (1D)	23.0	47	6.3×6	0.12	188	55	1000	PCV1D470MCL1GS
		56	△ 6.3×6	0.12	224	48	1300	PCV1D560MCL2GS
		68	8×7	0.12	272	45	1300	PCV1D680MCL1GS
		100	△ 8×7	0.12	400	42	1400	PCV1D101MCL2GS
		150	▲ 8×10	0.12	600	28	2000	PCV1D151MCL6GS
		150	10×8	0.12	600	33	1900	PCV1D151MCL1GS
		180	△ 10×8	0.12	720	25	3100	PCV1D181MCL2GS
		220	□ 8×10	0.12	880	22	3700	PCV1D221MCL7GS
		220	8×12	0.12	880	27	2300	PCV1D221MCL1GS
		270	△ 8×12	0.12	1080	21	4000	PCV1D271MCL2GS
		270	10×10	0.12	1080	27	2300	PCV1D271MCL1GS
		330	△ 10×10	0.12	1320	22	3800	PCV1D331MCL2GS
		330	10×12.7	0.12	1320	26	2700	PCV1D331MCL1GS
470	△ 10×12.7	0.12	1880	20	4300	PCV1D471MCL2GS		
25 (1E)	28.7	33	6.3×6	0.12	165	60	1000	PCV1E330MCL1GS
		47	△ 6.3×6	0.12	235	49	1300	PCV1E470MCL2GS
		56	8×7	0.12	280	50	1300	PCV1E560MCL1GS
		82	△ 8×7	0.12	410	47	1400	PCV1E820MCL2GS
		120	▲ 8×10	0.12	600	29	1900	PCV1E121MCL6GS
		120	10×8	0.12	600	35	1800	PCV1E121MCL1GS
		150	□ 8×10	0.12	750	23	3600	PCV1E151MCL7GS
		150	8×12	0.12	750	28	2200	PCV1E151MCL1GS
		150	△ 10×8	0.12	750	26	3000	PCV1E151MCL2GS
		180	10×10	0.12	900	28	2300	PCV1E181MCL1GS
		220	△ 8×12	0.12	1100	22	3800	PCV1E221MCL2GS
		270	△ 10×10	0.12	1350	23	3700	PCV1E271MCL2GS
		270	10×12.7	0.12	1350	27	2700	PCV1E271MCL1GS
390	△ 10×12.7	0.12	1950	21	4200	PCV1E391MCL2GS		
35 (1V)	40.2	18	6.3×6	0.12	126	64	900	PCV1V180MCL1GS
		22	△ 6.3×6	0.12	154	50	1300	PCV1V220MCL2GS
		27	8×7	0.12	189	55	1200	PCV1V270MCL1GS
		39	△ 8×7	0.12	273	52	1400	PCV1V390MCL2GS
		56	8×10	0.12	392	31	1900	PCV1V560MCL1GS
		68	10×8	0.12	476	37	1800	PCV1V680MCL1GS
		82	□ 8×10	0.12	574	24	3600	PCV1V820MCL7GS
		82	8×12	0.12	574	29	2200	PCV1V820MCL1GS
		82	△ 10×8	0.12	574	27	3000	PCV1V820MCL2GS
		100	10×10	0.12	700	29	2200	PCV1V101MCL1GS
		120	□ 8×12	0.12	840	23	3800	PCV1V121MCL7GS
		120	△ 10×10	0.12	840	24	3700	PCV1V121MCL2GS
		150	10×12.7	0.12	1050	28	2600	PCV1V151MCL1GS
180	△ 10×12.7	0.12	1260	22	4100	PCV1V181MCL2GS		



■ Standard Ratings

Rated Voltage (V)(code)	Surge Voltage (V)	Rated Capacitance (μF)	Case Size φD × L (mm)	tan δ	Leakage Current (μA)	ESR (mΩ) (at 100kHz 20°C)	Rated Ripple (mArms)	Part Number
50 (1H)	57.5	8.2	6.3×6	0.12	82	81	800	PCV1H8R2MCL1GS
		12	△ 6.3×6	0.12	120	55	1200	PCV1H120MCL2GS
		15	8×7	0.12	150	63	1100	PCV1H150MCL1GS
		22	△ 8×7	0.12	220	60	1300	PCV1H220MCL2GS
		33	▲ 8×10	0.12	330	36	1700	PCV1H330MCL6GS
		33	10×8	0.12	330	49	1500	PCV1H330MCL1GS
		39	8×12	0.12	390	34	2000	PCV1H390MCL1GS
		47	□ 8×10	0.12	470	29	3300	PCV1H470MCL7GS
		47	△ 10×8	0.12	470	37	2600	PCV1H470MCL2GS
		47	10×10	0.12	470	30	2200	PCV1H470MCL1GS
		56	△ 8×12	0.12	560	28	3400	PCV1H560MCL2GS
		68	△ 10×10	0.12	680	29	3400	PCV1H680MCL2GS
68	10×12.7	0.12	680	29	2600	PCV1H680MCL1GS		
100	△ 10×12.7	0.12	1000	27	3600	PCV1H101MCL2GS		
63 (1J)	72.4	5.6	6.3×6	0.12	71	105	700	PCV1J5R6MCL1GS
		8.2	△ 6.3×6	0.12	103	56	1200	PCV1J8R2MCL2GS
		10	8×7	0.12	126	75	1000	PCV1J100MCL1GS
		12	△ 8×7	0.12	151	70	1100	PCV1J120MCL2GS
		22	▲ 8×10	0.12	277	37	1700	PCV1J220MCL6GS
		22	10×8	0.12	277	56	1400	PCV1J220MCL1GS
		27	□ 8×10	0.12	340	30	3200	PCV1J270MCL7GS
		27	8×12	0.12	340	35	2000	PCV1J270MCL1GS
		27	△ 10×8	0.12	340	38	2500	PCV1J270MCL2GS
		33	10×10	0.12	416	31	2200	PCV1J330MCL1GS
		39	△ 8×12	0.12	491	29	3400	PCV1J390MCL2GS
		47	△ 10×10	0.12	592	30	3300	PCV1J470MCL2GS
		47	10×12.7	0.12	592	30	2500	PCV1J470MCL1GS
		56	△ 10×12.7	0.12	706	28	3400	PCV1J560MCL2GS
80 (1K)	92.0	10	8×10	0.12	160	43	1600	PCV1K100MCL1GS
		12	8×12	0.12	192	41	1800	PCV1K120MCL1GS
		15	10×10	0.12	240	39	1900	PCV1K150MCL1GS
		22	10×12.7	0.12	352	38	2200	PCV1K220MCL1GS
100 (2A)	115	6.8	8×10	0.12	136	48	1500	PCV2A6R8MCL1GS
		10	8×12	0.12	200	45	1700	PCV2A100MCL1GS
		12	10×10	0.12	240	42	1900	PCV2A120MCL1GS
		18	10×12.7	0.12	360	41	2100	PCV2A180MCL1GS
125 (2B)	143	6.8	8×10	0.12	170	93	1100	PCV2B6R8MCL1GS
		8.2	8×12	0.12	205	84	1300	PCV2B8R2MCL1GS
		12	10×10	0.12	300	69	1400	PCV2B120MCL1GS
		15	10×12.7	0.12	375	48	2000	PCV2B150MCL1GS

Rated ripple current (mArms) at 105°C 100kHz

No marked, [1] will be put at 12th digit of type numbering system.  
 △ : In this case, [2] will be put at 12th digit of type numbering system.  
 ▲ : In this case, [6] will be put at 12th digit of type numbering system.  
 □ : In this case, [7] will be put at 12th digit of type numbering system.

- Taping specifications are given in page 23.
- Recommended land size, soldering by reflow are given in page 18, 19.
- Please refer to page 3 for the minimum order quantity.



Компания «ЭлектроПласт» предлагает заключение долгосрочных отношений при поставках импортных электронных компонентов на взаимовыгодных условиях!

Наши преимущества:

- Оперативные поставки широкого спектра электронных компонентов отечественного и импортного производства напрямую от производителей и с крупнейших мировых складов;
- Поставка более 17-ти миллионов наименований электронных компонентов;
- Поставка сложных, дефицитных, либо снятых с производства позиций;
- Оперативные сроки поставки под заказ (от 5 рабочих дней);
- Экспресс доставка в любую точку России;
- Техническая поддержка проекта, помощь в подборе аналогов, поставка прототипов;
- Система менеджмента качества сертифицирована по Международному стандарту ISO 9001;
- Лицензия ФСБ на осуществление работ с использованием сведений, составляющих государственную тайну;
- Поставка специализированных компонентов (Xilinx, Altera, Analog Devices, Intersil, Interpoint, Microsemi, Aeroflex, Peregrine, Syfer, Eurofarad, Texas Instrument, Miteq, Cobham, E2V, MA-COM, Hittite, Mini-Circuits, General Dynamics и др.);

Помимо этого, одним из направлений компании «ЭлектроПласт» является направление «Источники питания». Мы предлагаем Вам помощь Конструкторского отдела:

- Подбор оптимального решения, техническое обоснование при выборе компонента;
- Подбор аналогов;
- Консультации по применению компонента;
- Поставка образцов и прототипов;
- Техническая поддержка проекта;
- Защита от снятия компонента с производства.



#### Как с нами связаться

**Телефон:** 8 (812) 309 58 32 (многоканальный)

**Факс:** 8 (812) 320-02-42

**Электронная почта:** [org@eplast1.ru](mailto:org@eplast1.ru)

**Адрес:** 198099, г. Санкт-Петербург, ул. Калинина, дом 2, корпус 4, литера А.