

PLEASE CHECK WWW.MOLEX.COM FOR LATEST PART INFORMATION

Part Number: [0524372171](#)
Status: **Active**
Overview:
Description: 0.50mm (.020") Pitch FFC/FPC Connector, Right Angle, SMT, ZIF, Bottom Contact Style, 21 Circuits, Gold Contact Plating

Agency Certification

UL E29179

General

Product Family FFC/FPC Connectors
 Series 52437
 Overview ffc_fpc_smt
 Product Name N/A

Physical

Circuits (Loaded) 21
 Color - Resin Natural
 Contact Position Bottom
 Durability (mating cycles max) 20
 Entry Angle 90° Angle
 Flammability 94V-0
 Material - Metal Phosphor Bronze
 Material - Plating Mating Gold
 Material - Plating Termination Gold
 Material - Resin High Temperature Thermoplastic
 Number of Rows 1
 Orientation Right Angle
 PCB Locator No
 PCB Retention None
 Packaging Type Embossed Tape on Reel
 Pitch - Mating Interface (in) 0.020 In
 Pitch - Mating Interface (mm) 0.50 mm
 Plating min: Mating (µin) 4
 Plating min: Mating (µm) 0.1
 Plating min: Termination (µin) 2
 Plating min: Termination (µm) 0.05
 Polarized to PCB Yes
 Stackable No
 Surface Mount Compatible (SMC) N/A
 Temperature Range - Operating -40°C to +85°C
 Termination Interface: Style Surface Mount
 Wire/Cable Type FFC/FPC

Electrical

Current - Maximum per Contact 0.5A
 Voltage - Maximum 50V

Material Info

Reference - Drawing Numbers

Packaging Specification SPK-52437-001
 Product Specification PS-52437-027, RPS-52437-040, RPS-52437-041, RPS-52437-042, RPS-52437-043, RPS-52437-045, RPS-52437-046
 Sales Drawing SD-52437-019, SD-52437-020

EU RoHS

ELV and RoHS Compliant

REACH SVHC

Not Reviewed

Halogen-Free

Status

Not Reviewed

China RoHS



Need more information on product environmental compliance?

Email productcompliance@molex.com
 For a multiple part number RoHS Certificate of Compliance, [click here](#)

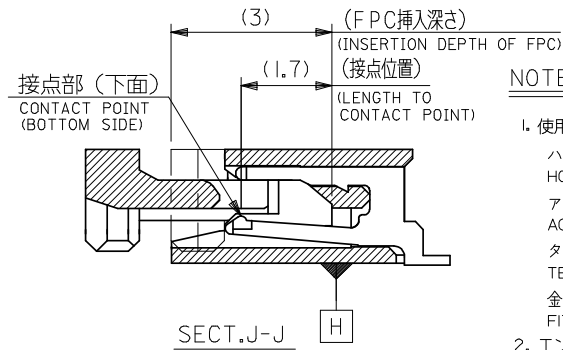
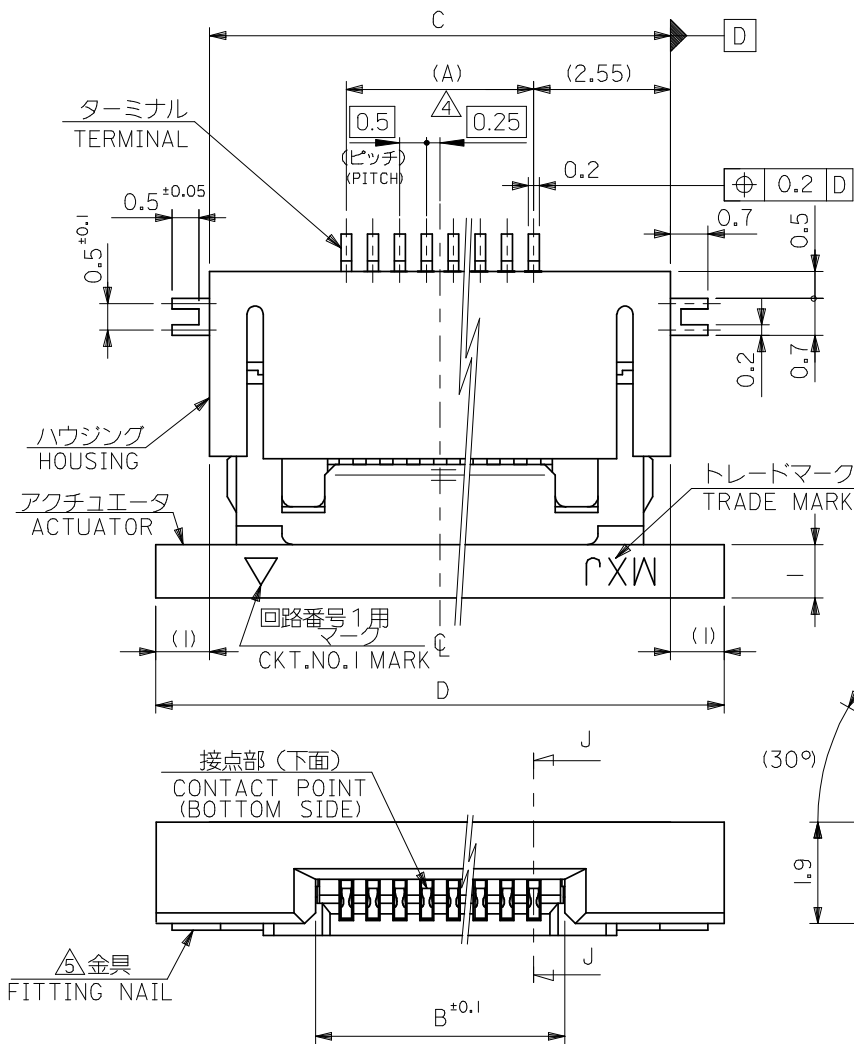
Please visit the [Contact Us](#) section for any non-product compliance questions.

Search Parts in this Series

[52437Series](#)

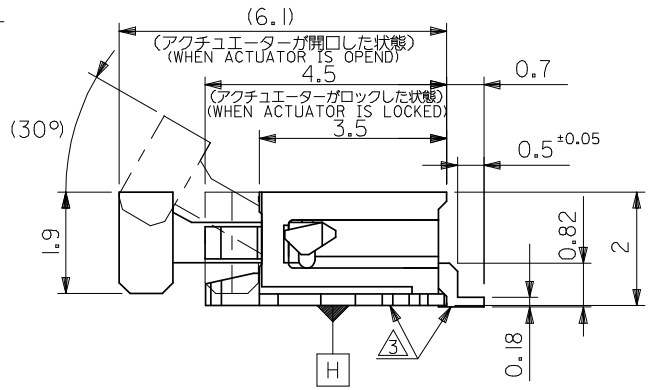
This document was generated on 06/04/2010

PLEASE CHECK WWW.MOLEX.COM FOR LATEST PART INFORMATION



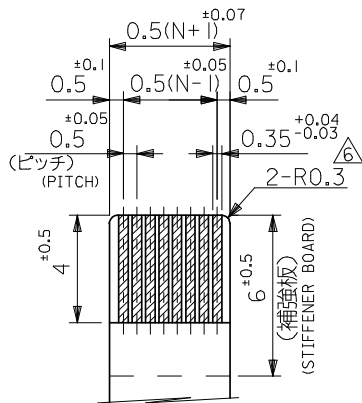
NOTES

- 使用材料 : MATERIAL
 ハウジング : 46ナイロン、UL94V-0
 HOUSING : 46NYLON
 アクチュエータ : PPS、UL94V-0
 ACTUATOR
 ターミナル : リン青銅、金メッキ (t=0.2)
 TERMINAL : PHOS-BRO. GOLD PLATED
 金具 : リン青銅、錫メッキ (t=0.2)
 FITTING NAIL : PHOS-BRO. TIN PLATED
- エンボステープ梱包時は、アクチュエータがロックした状態とする。
 IN THE PACKAGE, ACTUATOR OF PART NO.52437-***26 SHOULD BE LOCKED.
- △ソルダータール半田付け面のズレ量、及び金具半田付け面のズレ量は、基準面 H に対し上方向 0.1 MAX. , 下方向 0.15MAX. とする。
 MISALIGNMENT OF SOLDER TAILS AND FITTING NAILS FROM H UPPER DIRECTION: 0.1 MAX. , LOWER DIRECTION: 0.15MAX.
- △偶数極に適用。
 APPLY FOR EVEN CIRCUIT.
- △パターンはくり止め用金具。
 FITTING NAIL FOR PREVENTION OF PEELING OF P.C.B. PATTERN.
- △RO. 3は、FPCの導体部にかからないこと。
 RO.3 MUST NOT BE OVERLAPPED TO PATTERN OF FPC.
- 本製品は52437シリーズの鉛フリー品、金メッキ品である。
 THIS PRODUCT IS LEAD FREE AND GOLD PLATED OF 52437 S SERIES.
- ソルダータールの平坦度は、0.1 MAXIMUM とする。
 SOLDER TAIL COPLANARITY IS 0.1 MAXIMUM.

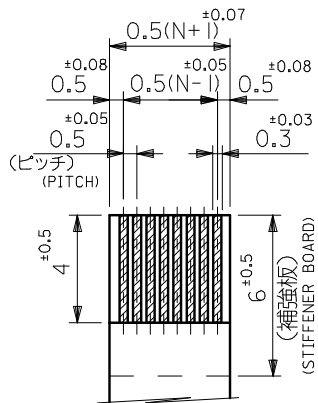


MODEL NO. 52437-***29

REVISED EC NO: J2008-4048 DRWN: NABEI CHKD: THARUYAMA APPR: NUKITA	GENERAL TOLERANCES (UNLESS SPECIFIED)		DIMENSION STYLE	SCALE	DESIGN UNITS	THIRD ANGLE PROJECTION
			MM ONLY	---	METRIC	
	10 UNDER	±0.2	DRAWN BY	DATE	TITLE	
	10 OVER 30 UNDER	±0.25	M. UMEDA	2004/12/08	0.5 FPC CONN.ZIF FOR SMT.RA (BOTTOM CONTACT) -LEAD FREE-	
30 OVER	±0.3	CHECKED BY	DATE	MOLEX INCORPORATED		
ANGULAR	±3 °	K. TOYOTA	2004/12/08	MATERIAL NO. SEE SHEET 2		
DRAFT WHERE APPLICABLE MUST REMAIN WITHIN DIMENSIONS		APPROVED BY	DATE	DOCUMENT NO. SD-52437-019		
		N. UKITA	2004/12/08	SHEET NO. 1 OF 2		
		SIZE A3		THIS DRAWING CONTAINS INFORMATION THAT IS PROPRIETARY TO MOLEX INCORPORATED AND SHOULD NOT BE USED WITHOUT WRITTEN PERMISSION		



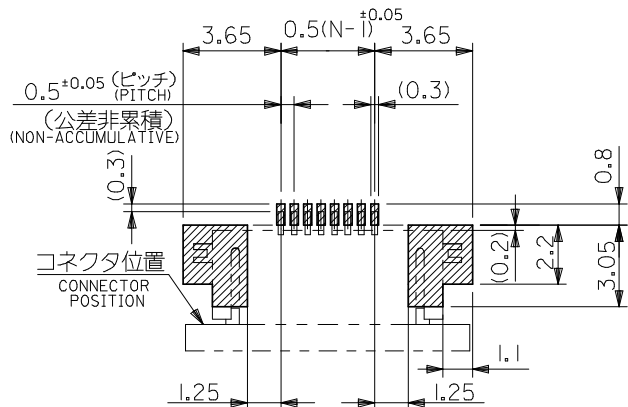
適合FPC推奨寸法
 APPLICABLE FPC
 RECOMMENDED DIMENSION.
 (仕上がり厚さ: 0.3^{±0.05})
 (THICKNESS: 0.3^{±0.05})



適合FFC推奨寸法
 APPLICABLE FFC
 RECOMMENDED DIMENSION.
 (仕上がり厚さ: 0.3^{±0.05})
 (THICKNESS: 0.3^{±0.05})

FPCについて:
 打抜き方向は導体側から補強板側を推奨致します。
 補強フィルム材質はポリイミドを推奨致します。
 接着剤は熱硬化接着剤を推奨致します。

ABOUT FPC:
 RECOMMENDED PUNCHER DIRECTION :
 FROM CONDUCTOR SIDE TO STIFFENER BOARD SIDE.
 RECOMMENDED MATERIAL:
 STIFFENER FILM : POLYIMIDE
 BONDING AGENT : THERMOSETTING BONDING AGENT



参考基板レイアウト
 (マウント面)
 RECOMMENDED P.C.BOARD
 PATTERN DIMENSION (REF.)
 (MOUNTING SIDE)

21.6	19.6	15.65	14.5	52437-3071	52437-3029	30
21.1	19.1	15.15	14.0	52437-2971	52437-2929	29
20.6	18.6	14.65	13.5	52437-2871	52437-2829	28
20.1	18.1	14.15	13.0	52437-2771	52437-2729	27
19.6	17.6	13.65	12.5	52437-2671	52437-2629	26
19.1	17.1	13.15	12.0	52437-2571	52437-2529	25
18.6	16.6	12.65	11.5	52437-2471	52437-2429	24
18.1	16.1	12.15	11.0	52437-2371	52437-2329	23
17.6	15.6	11.65	10.5	52437-2271	52437-2229	22
17.1	15.1	11.15	10.0	52437-2171	52437-2129	21
16.6	14.6	10.65	9.5	52437-2071	52437-2029	20
13.6	11.6	7.65	6.5	52437-1471	52437-1429	14
12.6	10.6	6.65	5.5	52437-1271	52437-1229	12
D	C	B	(A)	EMBOSSSED TAPE	MATERIAL NO.	極数
				ORDER No. オーダー番号	MODEL NO. 52437-**29	CKT.

REVISED EC NO: J2008-4048 DRWN: WABEI 2008/06/13 CHKD: THARUYAMA 2008/06/16 APPR: NUKITA 2008/06/16	GENERAL TOLERANCES (UNLESS SPECIFIED)		DIMENSION STYLE MM ONLY		SCALE ---	DESIGN UNITS METRIC	THIRD ANGLE PROJECTION
	10 UNDER	±0.2	DRAWN BY M.UMEDA	DATE 2004/12/08	TITLE 0.5 FPC CONN.ZIF FOR SMT.RA (BOTTOM CONTACT) -LEAD FREE-		
	10 OVER 30 UNDER	±0.25	CHECKED BY K.TOYOTA	DATE 2004/12/08			
	30 OVER	±0.3	APPROVED BY N.UKITA	DATE 2004/12/08	MOLEX INCORPORATED MATERIAL NO. DOCUMENT NO. SD-52437-019 SHEET NO. 2 OF 2		
	ANGULAR	±3 °	SEE TABLE				
DRAFT WHERE APPLICABLE MUST REMAIN WITHIN DIMENSIONS		SIZE A3	THIS DRAWING CONTAINS INFORMATION THAT IS PROPRIETARY TO MOLEX INCORPORATED AND SHOULD NOT BE USED WITHOUT WRITTEN PERMISSION				

F

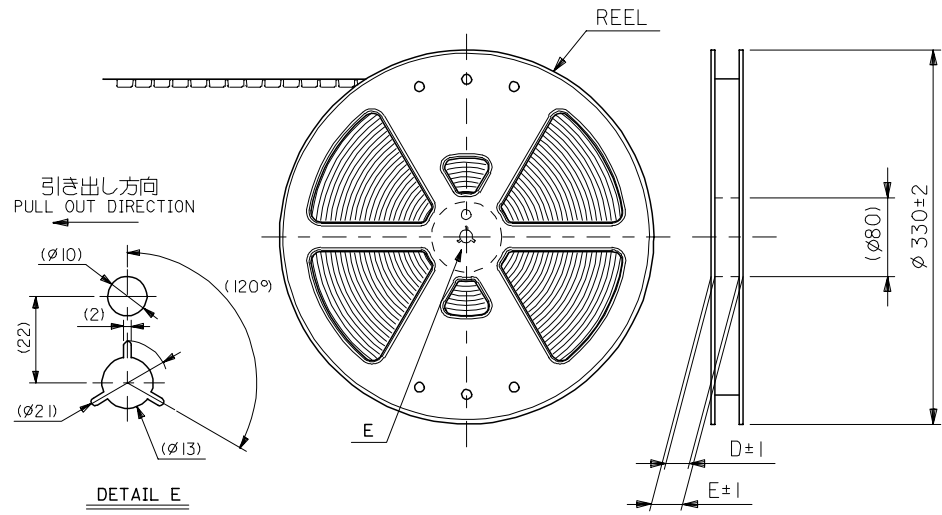
E

D

C

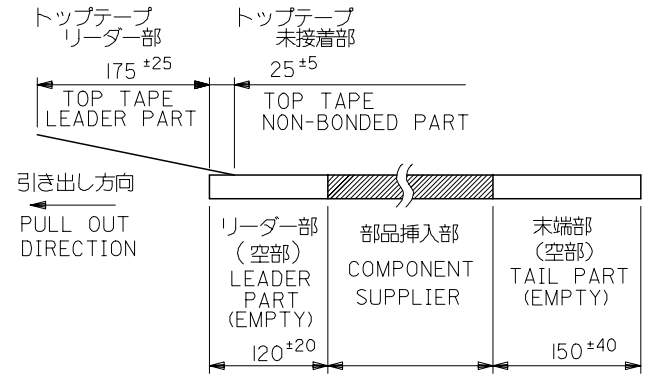
B

A



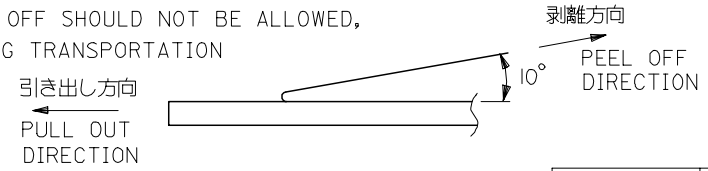
注記 NOTES

- 製品番号52437-***29の梱包状態はアクチュエータがロックした状態とする。
製品の詳細寸法については図面SD-52437-019を参照下さい。
IN THE PACKAGE, ACTUATOR OF PART NO. 52437-***29 SHOULD BE LOCKED RE DETAILED DIMENSIONS, SEE SD-52437-019.
- 梱包数量：1000個/リール
NUMBER OF CONNECTORS:1000PCS/REEL
- リードテープ長さ LEAD TAPE LENGTH



- 材料 (MATERIAL)
キャリアテープ (CARRIER TAPE) :ポリプロピレン (POLYPROPYLENE)
トップテープ (TOPTAPE) : PET, PE, PEF
リール (REEL) : ポリスチレン (PS) <リサイクル材を含む>
POLYSTYREN (PS) <RECYCLE MATERIAL CONTAINED>
- 本製品は 52437-***91 の鉛フリー品である。
THIS PRODUCT IS LEAD FREE OF 52437-***91.

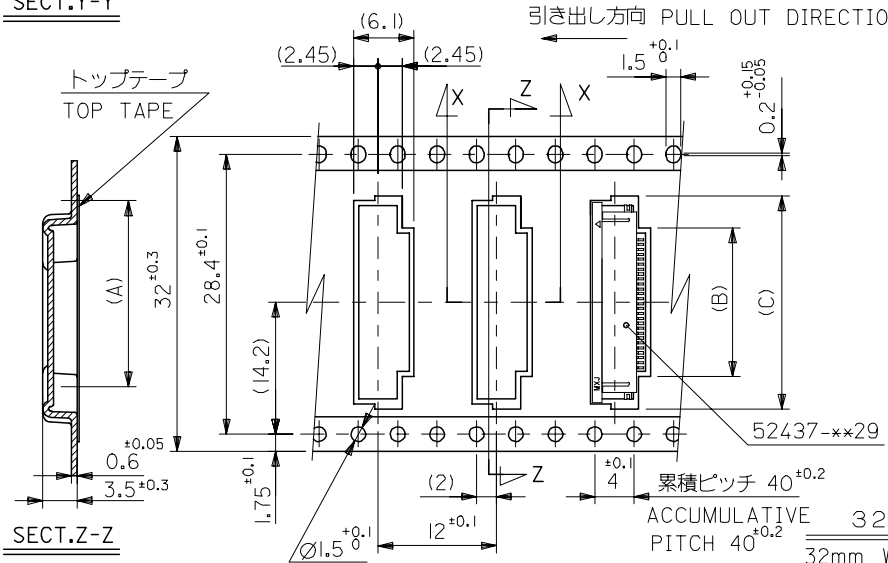
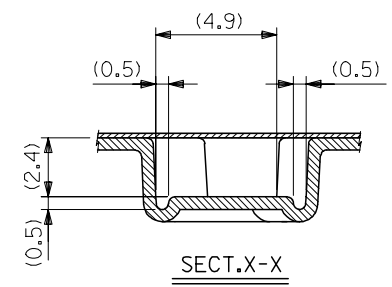
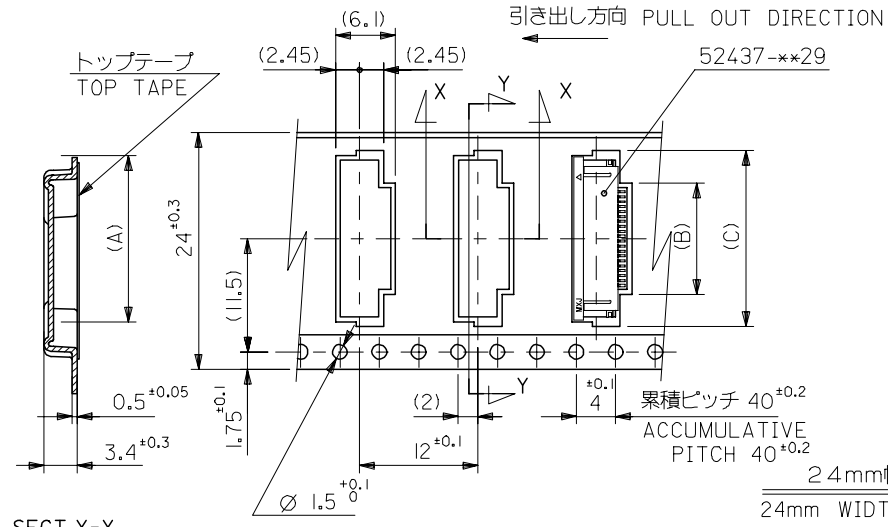
- トップテープの剥離強度：(剥離方向は下図参照)
0. 1N~1.3N {10gf~130gf} 尚、本規格値は、出荷時に適用。
(但し、輸送時に剥離が発生しない事。)
PEELING OFF FORCE OF TOP TAPE
0. IN ~1.3N {10gf ~130gf} (PEELING DIRECTION AS SHOWN IN FOLLOWING FIG.)
THIS REQUIREMENT SHOULD BE APPLIED AT SHIPMENT
PEEL OFF SHOULD NOT BE ALLOWED,
DURING TRANSPORTATION



MODEL NO. 52437-***71

REVISED EC NO: J2006-2906 DRW: MABEI 2006/03/17 CHK: K. TOYODA 2006/03/21 APP: N. UKITA 2006/03/23	GENERAL TOLERANCES (UNLESS SPECIFIED)		DIMENSION STYLE MM ONLY		SCALE ---	DESIGN UNITS METRIC	THIRD ANGLE PROJECTION
	10 UNDER	±0.2	DRAWN BY M.UMEDA	DATE 2004-12/08	TITLE 0.5 FPC CONN. ZIF SMT RA WITH TAPE EMBSTP PKG -LEAD FREE-		
	10 OVER 30 UNDER	±0.25	CHECKED BY K. TOYODA	DATE 2004-12/08			
	30 OVER	±0.3	APPROVED BY N. UKITA	DATE 2004-12/08			
ANGULAR ±3 °		MATERIAL NO.		DOCUMENT NO.		SHEET NO.	
DRAFT WHERE APPLICABLE MUST REMAIN WITHIN DIMENSIONS		SEE CHART		SD-52437-020		1 OF 3	
SIZE A3 THIS DRAWING CONTAINS INFORMATION THAT IS PROPRIETARY TO MOLEX INCORPORATED AND SHOULD NOT BE USED WITHOUT WRITTEN PERMISSION							

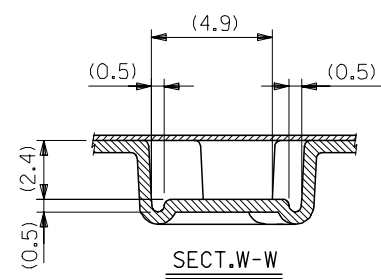
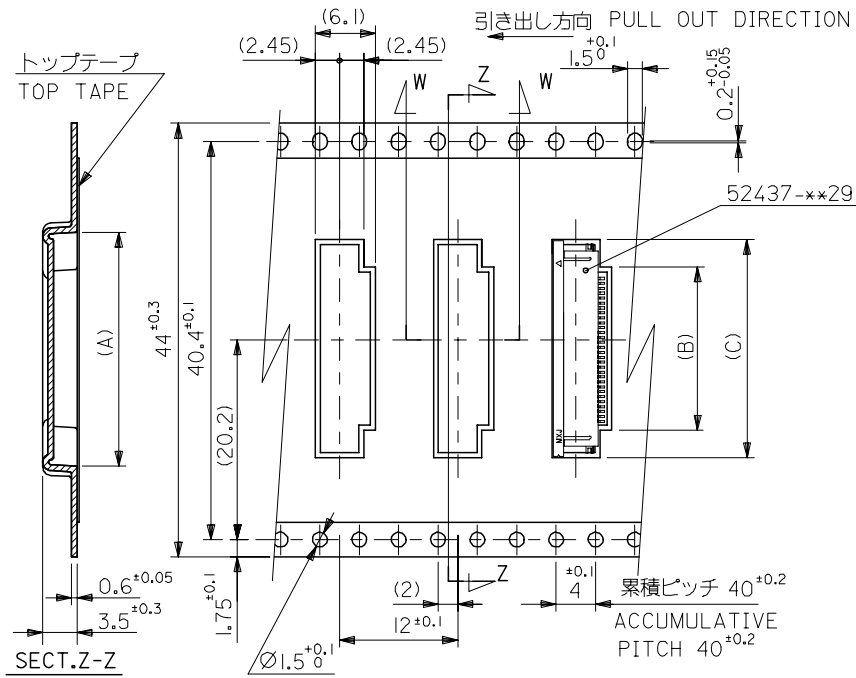
10 9 8 7 6 5 4 3 2 1



32	37.4	33.4	22.4	15.8	21.4	52437-2971	29
			21.9	15.3	20.9	52437-2871	28
			21.4	14.8	20.4	52437-2771	27
			20.9	14.3	19.9	52437-2671	26
			20.4	13.8	19.4	52437-2571	25
			19.9	13.3	18.9	52437-2471	24
24	29.4	25.4	19.4	12.8	18.4	52437-2371	23
			18.9	12.3	17.9	52437-2271	22
			18.4	11.8	17.4	52437-2171	21
			17.9	11.3	16.9	52437-2071	20
			14.9	8.3	13.9	52437-1471	14
			13.9	7.3	12.9	52437-1271	12
キャリアテープ幅 CARRIER TAPE WIDTH	E	D	(C)	(B)	(A)	MATERIAL NO.	極数 CIRCUIT

MODEL NO. 52437-**-71

REVISED EC NO: J2006-2906 DRWN: NABEI 2006/03/17 CHKD: KTOYODA 2006/03/21 APPR: NUKITA 2006/03/23	GENERAL TOLERANCES (UNLESS SPECIFIED)		DIMENSION STYLE MM ONLY		SCALE ---	DESIGN UNITS METRIC	THIRD ANGLE PROJECTION
	10 UNDER	± 0.2	DRAWN BY M.UMEDA		TITLE 0.5 FPC CONN. ZIF SMT RA WITH TAPE EMBSTP PKG -LEAD FREE-		
	10 OVER 30 UNDER	± 0.25	DATE 2004/12/08		MOLEX INCORPORATED		
	30 OVER	± 0.3	CHECKED BY K.TOYODA		DOCUMENT NO. SD-52437-020		
ANGULAR ± 3 °		APPROVED BY N.UKITA		DATE 2004/12/08		SHEET NO. 2 OF 3	
DRAFT WHERE APPLICABLE MUST REMAIN WITHIN DIMENSIONS		MATERIAL NO. SEE CHART		THIS DRAWING CONTAINS INFORMATION THAT IS PROPRIETARY TO MOLEX INCORPORATED AND SHOULD NOT BE USED WITHOUT WRITTEN PERMISSION			



44mm幅キャリアテープ
44mm WIDTH CARRIER TAPE

44	49.4	45.4	22.9	16.3	21.9	52437-3071	30
キャリアテープ幅 CARRIER TAPE WIDTH	E	D	(C)	(B)	(A)	MATERIAL NO.	極数 CIRCUIT
						MODEL NO.	25437-xx71

REVISED EC NO: J2006-2906 DRWN: NABEI 2006/03/17 CHKDK: TOYODA 2006/03/21 APPR: NUKITA 2006/03/23	GENERAL TOLERANCES (UNLESS SPECIFIED)		DIMENSION STYLE MM ONLY		SCALE ---	DESIGN UNITS METRIC	THIRD ANGLE PROJECTION
	10 UNDER	±0.2	DRAWN BY M.UMEDA	DATE 2004/12/08	TITLE 0.5 FPC CONN. ZIF SMT RA WITH TAPE EMBSTP PKG -LEAD FREE-		
	10 OVER 30 UNDER	±0.25	CHECKED BY K.TOYODA	DATE 2004/12/08	MOLEX INCORPORATED		
	30 OVER	±0.3	APPROVED BY N. UKITA	DATE 2004/12/08			
	ANGULAR ±3 °		MATERIAL NO. SEE CHART		DOCUMENT NO. SD-52437-020	SHEET NO. 3 OF 3	
DRAFT WHERE APPLICABLE MUST REMAIN WITHIN DIMENSIONS		THIS DRAWING CONTAINS INFORMATION THAT IS PROPRIETARY TO MOLEX INCORPORATED AND SHOULD NOT BE USED WITHOUT WRITTEN PERMISSION					



Компания «ЭлектроПласт» предлагает заключение долгосрочных отношений при поставках импортных электронных компонентов на взаимовыгодных условиях!

Наши преимущества:

- Оперативные поставки широкого спектра электронных компонентов отечественного и импортного производства напрямую от производителей и с крупнейших мировых складов;
- Поставка более 17-ти миллионов наименований электронных компонентов;
- Поставка сложных, дефицитных, либо снятых с производства позиций;
- Оперативные сроки поставки под заказ (от 5 рабочих дней);
- Экспресс доставка в любую точку России;
- Техническая поддержка проекта, помощь в подборе аналогов, поставка прототипов;
- Система менеджмента качества сертифицирована по Международному стандарту ISO 9001;
- Лицензия ФСБ на осуществление работ с использованием сведений, составляющих государственную тайну;
- Поставка специализированных компонентов (Xilinx, Altera, Analog Devices, Intersil, Interpoint, Microsemi, Aeroflex, Peregrine, Syfer, Eurofarad, Texas Instrument, Miteq, Cobham, E2V, MA-COM, Hittite, Mini-Circuits, General Dynamics и др.);

Помимо этого, одним из направлений компании «ЭлектроПласт» является направление «Источники питания». Мы предлагаем Вам помощь Конструкторского отдела:

- Подбор оптимального решения, техническое обоснование при выборе компонента;
- Подбор аналогов;
- Консультации по применению компонента;
- Поставка образцов и прототипов;
- Техническая поддержка проекта;
- Защита от снятия компонента с производства.



Как с нами связаться

Телефон: 8 (812) 309 58 32 (многоканальный)

Факс: 8 (812) 320-02-42

Электронная почта: org@eplast1.ru

Адрес: 198099, г. Санкт-Петербург, ул. Калинина, дом 2, корпус 4, литера А.