

4

3

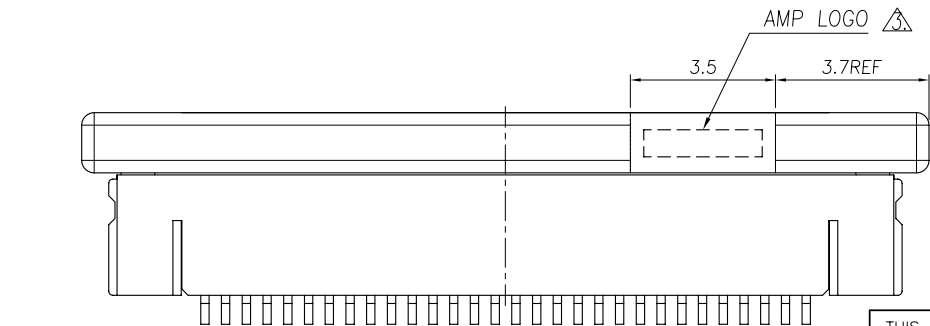
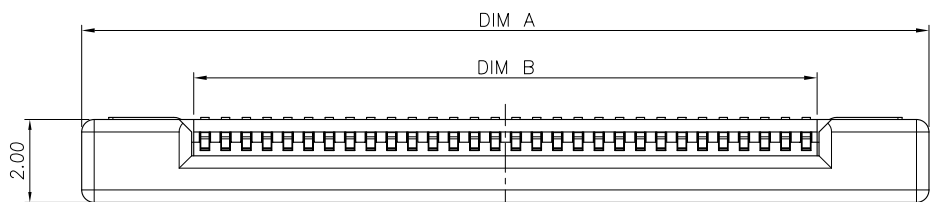
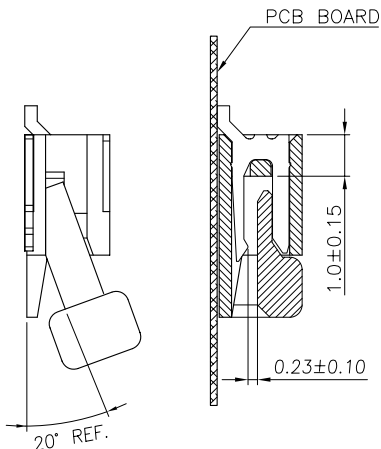
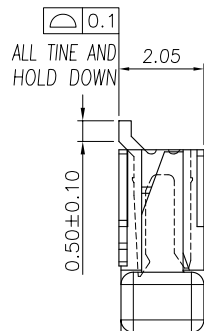
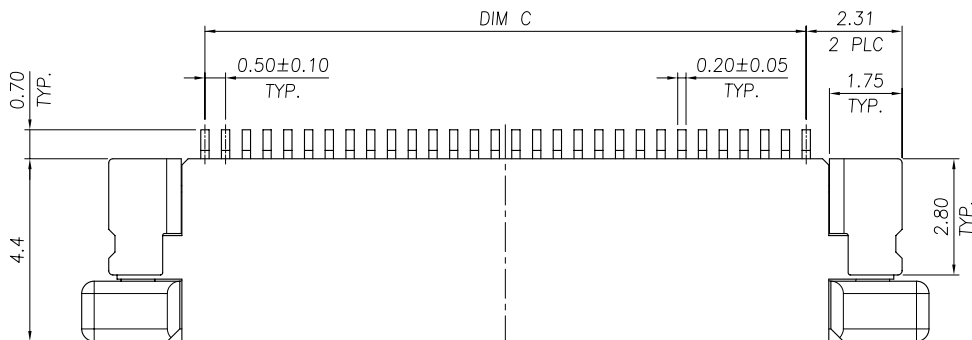
2

1

THIS DRAWING IS UNPUBLISHED. RELEASED FOR PUBLICATION AUG., 2006.

© COPYRIGHT BY TYCO ELECTRONICS CORPORATION. ALL RIGHTS RESERVED.

| LOC | DIST | REVISIONS   |                         |         |       |
|-----|------|-------------|-------------------------|---------|-------|
| P   | LTR  | DESCRIPTION | DATE                    | DWN     | APVD  |
| DW  | -    | B           | REVISED (ECR-11-013018) | 08JUL11 | JL WK |



NOTE:

- MATERIAL:  
HOUSING: THERMOPLASTIC(LCP), UL 94V-0, COLOR: NATURE.  
ACTUATOR: THERMOPLASTIC, UL 94 V-0, COLOR: IVORY.  
HOLD DOWN: PHOSPHOR BRONZE.  
CONTACT: PHOSPHOR BRONZE.
- FINISH:  
CONTACT: GOLD FLASH OVER ALL, 50u" MIN. NICKEL UNDERPLATED ALL OVER.  
HOLD DOWN: 100u" MIN. BRIGHT TIN PLATING OVER, 50u" MIN. NICKEL UNDERPLATED ALL OVER.  
⚠ WITHOUT AMP LOGO FOR 12 POSITION UNDER

|            |       |       |      |             |
|------------|-------|-------|------|-------------|
| 24.50      | 25.60 | 30.43 | 50   | 5-1734592-0 |
| 24.00      | 25.10 | 29.93 | 49   | 4-1734592-9 |
| 23.50      | 24.60 | 29.43 | 48   | 4-1734592-8 |
| 23.00      | 24.10 | 28.93 | 47   | 4-1734592-7 |
| 22.50      | 23.60 | 28.43 | 46   | 4-1734592-6 |
| 22.00      | 23.10 | 27.63 | 45   | 4-1734592-5 |
| 21.50      | 22.60 | 27.43 | 44   | 4-1734592-4 |
| 21.00      | 22.10 | 26.93 | 43   | 4-1734592-3 |
| 20.50      | 21.60 | 26.43 | 42   | 4-1734592-2 |
| 20.00      | 21.10 | 25.93 | 41   | 4-1734592-1 |
| 19.50      | 20.60 | 25.43 | 40   | 4-1734592-0 |
| 19.00      | 20.10 | 24.93 | 39   | 3-1734592-9 |
| 18.50      | 19.60 | 24.43 | 38   | 3-1734592-8 |
| 18.00      | 19.10 | 23.93 | 37   | 3-1734592-7 |
| 17.50      | 18.60 | 23.43 | 36   | 3-1734592-6 |
| 17.00      | 18.10 | 22.93 | 35   | 3-1734592-5 |
| 16.50      | 17.60 | 22.43 | 34   | 3-1734592-4 |
| 16.00      | 17.10 | 21.93 | 33   | 3-1734592-3 |
| 15.50      | 16.60 | 21.43 | 32   | 3-1734592-2 |
| 15.00      | 16.10 | 20.93 | 31   | 3-1734592-1 |
| 14.50      | 15.60 | 20.43 | 30   | 3-1734592-0 |
| 14.00      | 15.10 | 19.93 | 29   | 2-1734592-9 |
| 13.50      | 14.60 | 19.43 | 28   | 2-1734592-8 |
| 13.00      | 14.10 | 18.93 | 27   | 2-1734592-7 |
| 12.50      | 13.60 | 18.43 | 26   | 2-1734592-6 |
| 12.00      | 13.10 | 17.93 | 25   | 2-1734592-5 |
| 11.50      | 12.60 | 17.43 | 24   | 2-1734592-4 |
| 11.00      | 12.10 | 16.93 | 23   | 2-1734592-3 |
| 10.50      | 11.60 | 16.43 | 22   | 2-1734592-2 |
| 10.00      | 11.10 | 15.93 | 21   | 2-1734592-1 |
| 9.50       | 10.60 | 15.43 | 20   | 2-1734592-0 |
| 9.00       | 10.10 | 14.93 | 19   | 1-1734592-9 |
| 8.50       | 9.60  | 14.43 | 18   | 1-1734592-8 |
| 8.00       | 9.10  | 13.93 | 17   | 1-1734592-7 |
| 7.50       | 8.60  | 13.43 | 16   | 1-1734592-6 |
| 7.00       | 8.10  | 12.93 | 15   | 1-1734592-5 |
| 6.50       | 7.60  | 12.43 | 14   | 1-1734592-4 |
| 6.00       | 7.10  | 11.93 | 13   | 1-1734592-3 |
| 5.50       | 6.60  | 11.43 | 12   | 1-1734592-2 |
| 5.00       | 6.10  | 10.93 | 11   | 1-1734592-1 |
| 4.50       | 5.60  | 10.43 | 10   | 1-1734592-0 |
| 4.00       | 5.10  | 9.93  | 09   | 0-1734592-9 |
| 3.50       | 4.60  | 9.43  | 08   | 0-1734592-8 |
| 3.00       | 4.10  | 8.93  | 07   | 0-1734592-7 |
| 2.50       | 3.60  | 8.43  | 06   | 0-1734592-6 |
| 2.00       | 3.10  | 7.93  | 05   | 0-1734592-5 |
| C          | B     | A     | POS. | PART NUMBER |
| DIMENSIONS |       |       |      |             |

|   |        |                                |   |                    |        |       |        |       |     |       |     |        |      |  |               |  |
|---|--------|--------------------------------|---|--------------------|--------|-------|--------|-------|-----|-------|-----|--------|------|--|---------------|--|
| THIS DRAWING IS A CONTROLLED DOCUMENT.  |        | DWN<br>J. LAI<br>15APR2009     | <b>STE</b> TE Connectivity                            |                    |        |       |        |       |     |       |     |        |      |  |               |  |
|   |        | CHK<br>S. CHIEN<br>15APR2009   |   |                    |        |       |        |       |     |       |     |        |      |  |               |  |
| DIMENSIONS:<br>MM   |        | APVD<br>W. KODAMA<br>15APR2009 | NAME  |                    |        |       |        |       |     |       |     |        |      |  |               |  |
| TOLERANCES UNLESS OTHERWISE SPECIFIED:  |        | PRODUCT SPEC<br>108-57523      | FPC CONNECTOR, 0.5mm PITCH, BOTTOM CONTACT, SMT TYPE. |                    |        |       |        |       |     |       |     |        |      |  |               |  |
| <table border="0"> <tr><td>0 PLC</td><td>± -</td></tr> <tr><td>1 PLC</td><td>± 0.35</td></tr> <tr><td>2 PLC</td><td>± 0.25</td></tr> <tr><td>3 PLC</td><td>± -</td></tr> <tr><td>4 PLC</td><td>± -</td></tr> <tr><td>ANGLES</td><td>± 3'</td></tr> </table> |        | 0 PLC                          | ± -   | 1 PLC              | ± 0.35 | 2 PLC | ± 0.25 | 3 PLC | ± - | 4 PLC | ± - | ANGLES | ± 3' | QUALIFICATION TEST REPORT<br>501-57598 | RESTRICTED TO |  |
| 0 PLC   | ± -    |                                |   |                    |        |       |        |       |     |       |     |        |      |  |               |  |
| 1 PLC   | ± 0.35 |                                |   |                    |        |       |        |       |     |       |     |        |      |  |               |  |
| 2 PLC   | ± 0.25 |                                |   |                    |        |       |        |       |     |       |     |        |      |  |               |  |
| 3 PLC   | ± -    |                                |   |                    |        |       |        |       |     |       |     |        |      |  |               |  |
| 4 PLC   | ± -    |                                |   |                    |        |       |        |       |     |       |     |        |      |  |               |  |
| ANGLES  | ± 3'   |                                |   |                    |        |       |        |       |     |       |     |        |      |  |               |  |
| MATERIAL<br>SEE NOTE  |        | WEIGHT<br>- GRAMS              | SIZE<br>A3  | CAGE CODE<br>00779 |        |       |        |       |     |       |     |        |      |  |               |  |
| FINISH<br>SEE NOTE  |        | DRAWING NO<br>G=1734592        |   | SCALE<br>-         |        |       |        |       |     |       |     |        |      |  |               |  |
|   |        | CUSTOMER DRAWING               |   | SHEET<br>1 OF 3    |        |       |        |       |     |       |     |        |      |  |               |  |
|   |        |                                |   | REV<br>B           |        |       |        |       |     |       |     |        |      |  |               |  |

4

3

2

1

THIS DRAWING IS UNPUBLISHED.

RELEASED FOR PUBLICATION

AUG ,2006.

© COPYRIGHT BY TYCO ELECTRONICS CORPORATION.

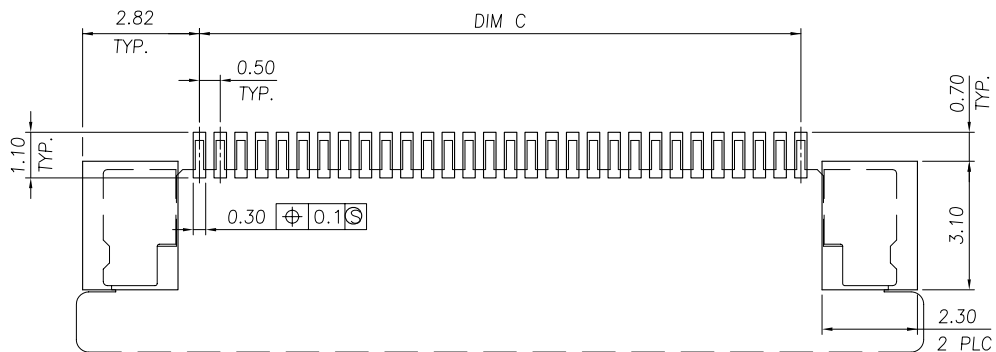
ALL RIGHTS RESERVED.

LOC DW

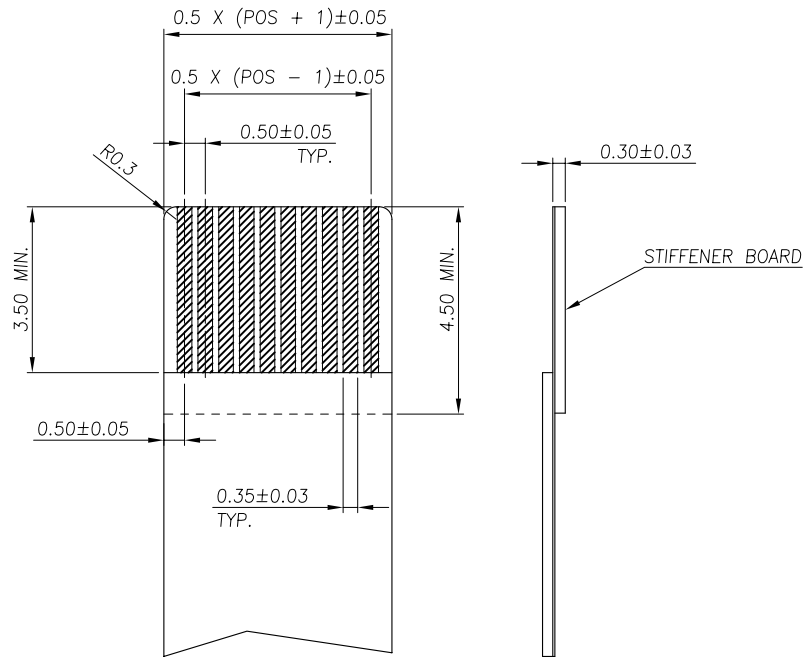
DIST

REVISIONS

| P | LTR | DESCRIPTION  | DATE | DWN | APVD |
|---|-----|--------------|------|-----|------|
|   |     | SEE SHEET 1. |      |     |      |



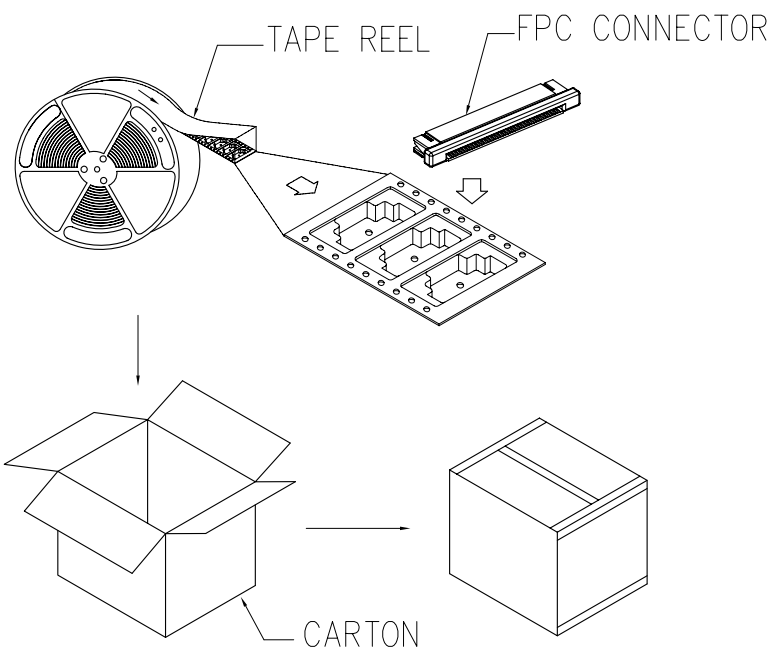
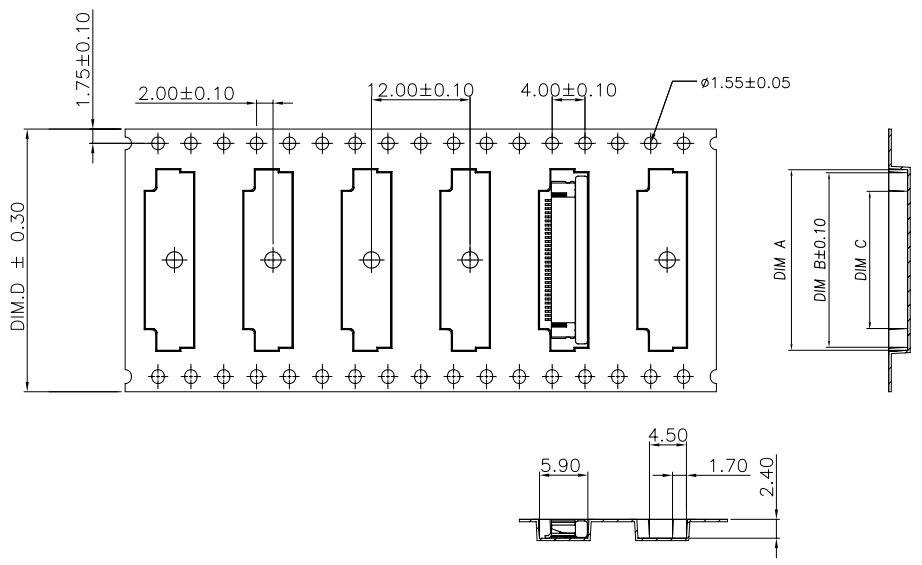
RECOMMENDED PCB DIMENSIONS DIAGRAM  
TOLERANCE ± 0.05



RECOMMENDED FPC DIMENSIONS DIAGRAM  
TOLERANCE ± 0.05

|  |              |                  |   |           |            |
|--|--------------|------------------|---|-----------|------------|
| THIS DRAWING IS A CONTROLLED DOCUMENT. |              | DWN              | <b>STE</b> TE Connectivity                            |           |            |
| DIMENSIONS: MM                         |              | CHK              |   |           |            |
| TOLERANCES UNLESS OTHERWISE SPECIFIED: |              | APVD             | NAME  |           |            |
| 0 PLC ± -                              | 1 PLC ± 0.35 | PRODUCT SPEC     | FPC CONNECTOR, 0.5mm PITCH, BOTTOM CONTACT, SMT TYPE. |           |            |
| 2 PLC ± 0.25                           | 3 PLC ± -    | APPLICATION SPEC | SIZE  | CAGE CODE | DRAWING NO |
| 4 PLC ± -                              | ANGLES ± 3°  | WEIGHT           | A3  | 00779     | G=1734592  |
| MATERIAL                               | FINISH       | CUSTOMER DRAWING | SCALE   | SHEET     | REV        |
|  |              |                  |   | 2 OF 3    | B          |

| LOC          | DIST | REVISIONS   |      |     |      |
|--------------|------|-------------|------|-----|------|
| P            | LTR  | DESCRIPTION | DATE | DWN | APVD |
| SEE SHEET 1. |      |             |      |     |      |



- NOTE :
1. TAPE REEL:  
DIAMETER: 13", THICKNESS : 0.35±0.05mm.
  2. CARTON:  
SIZE: 350mm(L)X 350mm(W)X 340mm(H).

| APQ (PCS/CARTON) | PPQ (PCS/REEL) | DIMENSIONS |       |       |       |    | POS. |
|------------------|----------------|------------|-------|-------|-------|----|------|
|                  |                | D          | C     | B     | A     |    |      |
| 12000            | 2000           | 44.00      | 26.70 | 30.55 | 31.50 | 50 |      |
|                  |                | 44.00      | 26.20 | 30.05 | 31.00 | 49 |      |
|                  |                | 44.00      | 25.70 | 29.55 | 30.50 | 48 |      |
|                  |                | 44.00      | 25.20 | 29.05 | 30.00 | 47 |      |
|                  |                | 44.00      | 24.70 | 28.55 | 29.50 | 46 |      |
|                  |                | 44.00      | 24.20 | 28.05 | 29.00 | 45 |      |
|                  |                | 44.00      | 23.70 | 27.55 | 28.50 | 44 |      |
|                  |                | 44.00      | 23.20 | 27.05 | 28.00 | 43 |      |
|                  |                | 44.00      | 22.70 | 26.55 | 27.50 | 42 |      |
|                  |                | 44.00      | 22.20 | 26.05 | 27.00 | 41 |      |
|                  |                | 44.00      | 21.70 | 25.55 | 26.50 | 40 |      |
|                  |                | 44.00      | 21.20 | 25.05 | 26.00 | 39 |      |
| 44.00            | 20.70          | 24.55      | 25.50 | 38    |       |    |      |
| 44.00            | 20.20          | 24.05      | 25.00 | 37    |       |    |      |
| 44.00            | 19.70          | 23.55      | 24.50 | 36    |       |    |      |
| 44.00            | 19.20          | 23.05      | 24.00 | 35    |       |    |      |
| 44.00            | 18.70          | 22.55      | 23.50 | 34    |       |    |      |
| 44.00            | 18.20          | 22.05      | 23.00 | 33    |       |    |      |
| 44.00            | 17.70          | 21.55      | 22.50 | 32    |       |    |      |
| 44.00            | 17.20          | 21.05      | 22.00 | 31    |       |    |      |
| 32.00            | 16.70          | 20.55      | 21.50 | 30    |       |    |      |
| 32.00            | 16.20          | 20.05      | 21.00 | 29    |       |    |      |
| 32.00            | 15.70          | 19.55      | 20.50 | 28    |       |    |      |
| 32.00            | 15.20          | 19.05      | 20.00 | 27    |       |    |      |
| 32.00            | 14.70          | 18.55      | 19.50 | 26    |       |    |      |
| 32.00            | 14.20          | 18.05      | 19.00 | 25    |       |    |      |
| 32.00            | 13.70          | 17.55      | 18.50 | 24    |       |    |      |
| 32.00            | 13.20          | 17.05      | 18.00 | 23    |       |    |      |
| 32.00            | 12.70          | 16.55      | 17.50 | 22    |       |    |      |
| 32.00            | 12.20          | 16.05      | 17.00 | 21    |       |    |      |
| 24.00            | 11.70          | 15.55      | 16.50 | 20    |       |    |      |
| 24.00            | 11.20          | 15.05      | 16.00 | 19    |       |    |      |
| 24.00            | 10.70          | 14.55      | 15.50 | 18    |       |    |      |
| 24.00            | 10.20          | 14.05      | 15.00 | 17    |       |    |      |
| 24.00            | 9.70           | 13.55      | 14.50 | 16    |       |    |      |
| 24.00            | 9.20           | 13.05      | 14.00 | 15    |       |    |      |
| 24.00            | 8.70           | 12.55      | 13.50 | 14    |       |    |      |
| 24.00            | 8.20           | 12.05      | 13.00 | 13    |       |    |      |
| 24.00            | 7.70           | 11.55      | 12.50 | 12    |       |    |      |
| 24.00            | 7.20           | 11.05      | 12.00 | 11    |       |    |      |
| 24.00            | 6.70           | 10.55      | 11.50 | 10    |       |    |      |
| 24.00            | 6.20           | 10.05      | 11.00 | 09    |       |    |      |
| 24.00            | 5.70           | 9.55       | 10.50 | 08    |       |    |      |
| 24.00            | 5.20           | 9.05       | 10.00 | 07    |       |    |      |
| 24.00            | 4.70           | 8.55       | 9.50  | 06    |       |    |      |
| 24.00            | 4.20           | 8.05       | 9.00  | 05    |       |    |      |

THIS DRAWING IS A CONTROLLED DOCUMENT.

|                |   |                  |   |           |            |
|----------------|---|------------------|---|-----------|------------|
| DIMENSIONS: MM | TOLERANCES UNLESS OTHERWISE SPECIFIED:                                      | DWN              | TE Connectivity                                       |           |            |
|                | 0 PLC ± -<br>1 PLC ± -<br>2 PLC ± -<br>3 PLC ± -<br>4 PLC ± -<br>ANGLES ± - | CHK              | NAME  |           |            |
| MATERIAL       | FINISH  | APVD             | FPC CONNECTOR, 0.5mm PITCH, BOTTOM CONTACT, SMT TYPE. |           |            |
|                |   | PRODUCT SPEC     | SIZE  | CAGE CODE | DRAWING NO |
|                |   | APPLICATION SPEC | A3  | 00779     | G=1734592  |
|                |   | WEIGHT           | RESTRICTED TO   |           |            |
|                |   | CUSTOMER DRAWING | SCALE   | SHEET     | REV        |
|                |   |                  |   | 3 OF 3    | B          |



Компания «ЭлектроПласт» предлагает заключение долгосрочных отношений при поставках импортных электронных компонентов на взаимовыгодных условиях!

Наши преимущества:

- Оперативные поставки широкого спектра электронных компонентов отечественного и импортного производства напрямую от производителей и с крупнейших мировых складов;
- Поставка более 17-ти миллионов наименований электронных компонентов;
- Поставка сложных, дефицитных, либо снятых с производства позиций;
- Оперативные сроки поставки под заказ (от 5 рабочих дней);
- Экспресс доставка в любую точку России;
- Техническая поддержка проекта, помощь в подборе аналогов, поставка прототипов;
- Система менеджмента качества сертифицирована по Международному стандарту ISO 9001;
- Лицензия ФСБ на осуществление работ с использованием сведений, составляющих государственную тайну;
- Поставка специализированных компонентов (Xilinx, Altera, Analog Devices, Intersil, Interpoint, Microsemi, Aeroflex, Peregrine, Syfer, Eurofarad, Texas Instrument, Miteq, Cobham, E2V, MA-COM, Hittite, Mini-Circuits, General Dynamics и др.);

Помимо этого, одним из направлений компании «ЭлектроПласт» является направление «Источники питания». Мы предлагаем Вам помощь Конструкторского отдела:

- Подбор оптимального решения, техническое обоснование при выборе компонента;
- Подбор аналогов;
- Консультации по применению компонента;
- Поставка образцов и прототипов;
- Техническая поддержка проекта;
- Защита от снятия компонента с производства.



#### Как с нами связаться

**Телефон:** 8 (812) 309 58 32 (многоканальный)

**Факс:** 8 (812) 320-02-42

**Электронная почта:** [org@eplast1.ru](mailto:org@eplast1.ru)

**Адрес:** 198099, г. Санкт-Петербург, ул. Калинина, дом 2, корпус 4, литера А.