

4

3

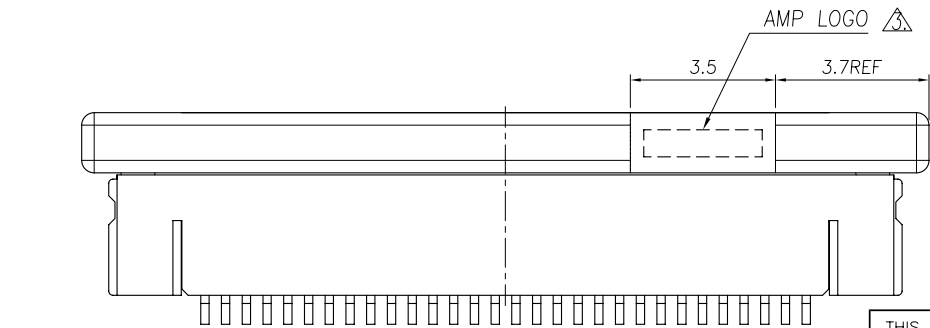
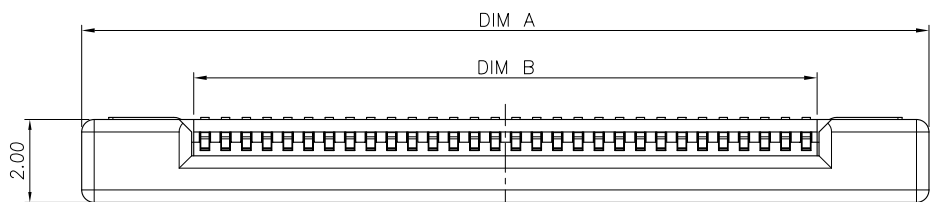
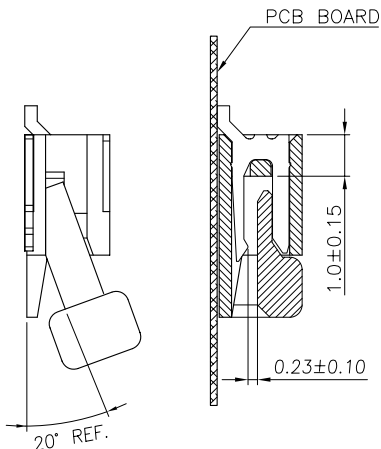
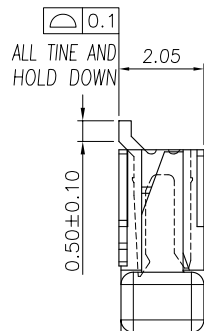
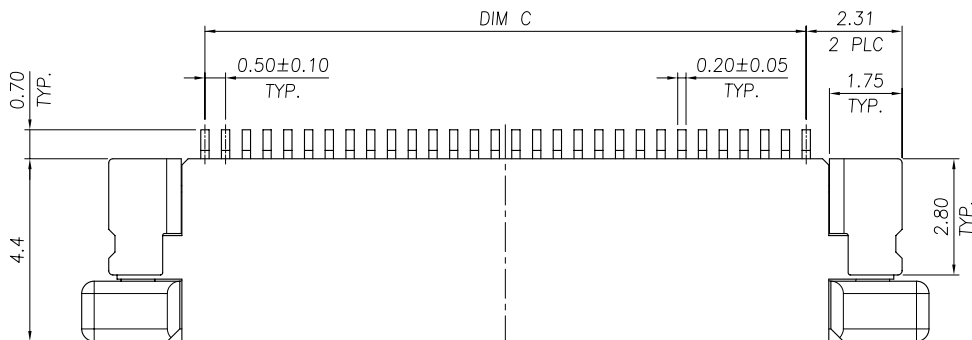
2

1

THIS DRAWING IS UNPUBLISHED. RELEASED FOR PUBLICATION AUG., 2006.

© COPYRIGHT BY TYCO ELECTRONICS CORPORATION. ALL RIGHTS RESERVED.

| LOC | DIST | REVISIONS   |                         |         |       |
|-----|------|-------------|-------------------------|---------|-------|
| P   | LTR  | DESCRIPTION | DATE                    | DWN     | APVD  |
| DW  | -    | B           | REVISED (ECR-11-013018) | 08JUL11 | JL WK |



NOTE:

- MATERIAL:  
HOUSING: THERMOPLASTIC(LCP), UL 94V-0, COLOR: NATURE.  
ACTUATOR: THERMOPLASTIC, UL 94 V-0, COLOR: IVORY.  
HOLD DOWN: PHOSPHOR BRONZE.  
CONTACT: PHOSPHOR BRONZE.
- FINISH:  
CONTACT: GOLD FLASH OVER ALL, 50u" MIN. NICKEL UNDERPLATED ALL OVER.  
HOLD DOWN: 100u" MIN. BRIGHT TIN PLATING OVER, 50u" MIN. NICKEL UNDERPLATED ALL OVER.  
⚠ WITHOUT AMP LOGO FOR 12 POSITION UNDER

|            |       |       |      |             |
|------------|-------|-------|------|-------------|
| 24.50      | 25.60 | 30.43 | 50   | 5-1734592-0 |
| 24.00      | 25.10 | 29.93 | 49   | 4-1734592-9 |
| 23.50      | 24.60 | 29.43 | 48   | 4-1734592-8 |
| 23.00      | 24.10 | 28.93 | 47   | 4-1734592-7 |
| 22.50      | 23.60 | 28.43 | 46   | 4-1734592-6 |
| 22.00      | 23.10 | 27.63 | 45   | 4-1734592-5 |
| 21.50      | 22.60 | 27.43 | 44   | 4-1734592-4 |
| 21.00      | 22.10 | 26.93 | 43   | 4-1734592-3 |
| 20.50      | 21.60 | 26.43 | 42   | 4-1734592-2 |
| 20.00      | 21.10 | 25.93 | 41   | 4-1734592-1 |
| 19.50      | 20.60 | 25.43 | 40   | 4-1734592-0 |
| 19.00      | 20.10 | 24.93 | 39   | 3-1734592-9 |
| 18.50      | 19.60 | 24.43 | 38   | 3-1734592-8 |
| 18.00      | 19.10 | 23.93 | 37   | 3-1734592-7 |
| 17.50      | 18.60 | 23.43 | 36   | 3-1734592-6 |
| 17.00      | 18.10 | 22.93 | 35   | 3-1734592-5 |
| 16.50      | 17.60 | 22.43 | 34   | 3-1734592-4 |
| 16.00      | 17.10 | 21.93 | 33   | 3-1734592-3 |
| 15.50      | 16.60 | 21.43 | 32   | 3-1734592-2 |
| 15.00      | 16.10 | 20.93 | 31   | 3-1734592-1 |
| 14.50      | 15.60 | 20.43 | 30   | 3-1734592-0 |
| 14.00      | 15.10 | 19.93 | 29   | 2-1734592-9 |
| 13.50      | 14.60 | 19.43 | 28   | 2-1734592-8 |
| 13.00      | 14.10 | 18.93 | 27   | 2-1734592-7 |
| 12.50      | 13.60 | 18.43 | 26   | 2-1734592-6 |
| 12.00      | 13.10 | 17.93 | 25   | 2-1734592-5 |
| 11.50      | 12.60 | 17.43 | 24   | 2-1734592-4 |
| 11.00      | 12.10 | 16.93 | 23   | 2-1734592-3 |
| 10.50      | 11.60 | 16.43 | 22   | 2-1734592-2 |
| 10.00      | 11.10 | 15.93 | 21   | 2-1734592-1 |
| 9.50       | 10.60 | 15.43 | 20   | 2-1734592-0 |
| 9.00       | 10.10 | 14.93 | 19   | 1-1734592-9 |
| 8.50       | 9.60  | 14.43 | 18   | 1-1734592-8 |
| 8.00       | 9.10  | 13.93 | 17   | 1-1734592-7 |
| 7.50       | 8.60  | 13.43 | 16   | 1-1734592-6 |
| 7.00       | 8.10  | 12.93 | 15   | 1-1734592-5 |
| 6.50       | 7.60  | 12.43 | 14   | 1-1734592-4 |
| 6.00       | 7.10  | 11.93 | 13   | 1-1734592-3 |
| 5.50       | 6.60  | 11.43 | 12   | 1-1734592-2 |
| 5.00       | 6.10  | 10.93 | 11   | 1-1734592-1 |
| 4.50       | 5.60  | 10.43 | 10   | 1-1734592-0 |
| 4.00       | 5.10  | 9.93  | 09   | 0-1734592-9 |
| 3.50       | 4.60  | 9.43  | 08   | 0-1734592-8 |
| 3.00       | 4.10  | 8.93  | 07   | 0-1734592-7 |
| 2.50       | 3.60  | 8.43  | 06   | 0-1734592-6 |
| 2.00       | 3.10  | 7.93  | 05   | 0-1734592-5 |
| C          | B     | A     | POS. | PART NUMBER |
| DIMENSIONS |       |       |      |             |

THIS DRAWING IS A CONTROLLED DOCUMENT.

DIMENSIONS: MM



TOLERANCES UNLESS OTHERWISE SPECIFIED:

|        |        |
|--------|--------|
| 0 PLC  | ± -    |
| 1 PLC  | ± 0.35 |
| 2 PLC  | ± 0.25 |
| 3 PLC  | ± -    |
| 4 PLC  | ± -    |
| ANGLES | ± 3°   |

MATERIAL SEE NOTE

FINISH SEE NOTE

DWN J. LAI 15APR2009  
 CHK S. CHIEN 15APR2009  
 APVD W. KODAMA 15APR2009  
 PRODUCT SPEC 108-57523  
 QUALIFICATION TEST REPORT 501-57598  
 WEIGHT - GRAMS



FPC CONNECTOR, 0.5mm PITCH, BOTTOM CONTACT, SMT TYPE.

SIZE A3 CAGE CODE 00779 DRAWING NO. C=1734592 RESTRICTED TO -

CUSTOMER DRAWING SCALE - SHEET 1 OF 3 REV B

4

3

2

1

THIS DRAWING IS UNPUBLISHED.

RELEASED FOR PUBLICATION

AUG ,2006.

© COPYRIGHT BY TYCO ELECTRONICS CORPORATION.

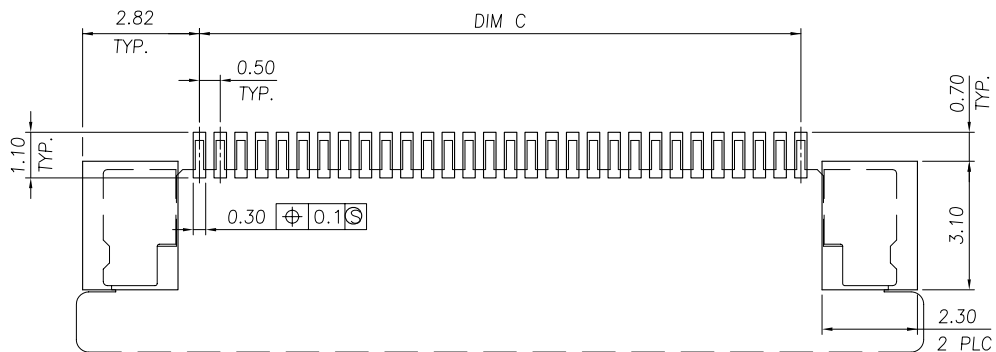
ALL RIGHTS RESERVED.

LOC DW

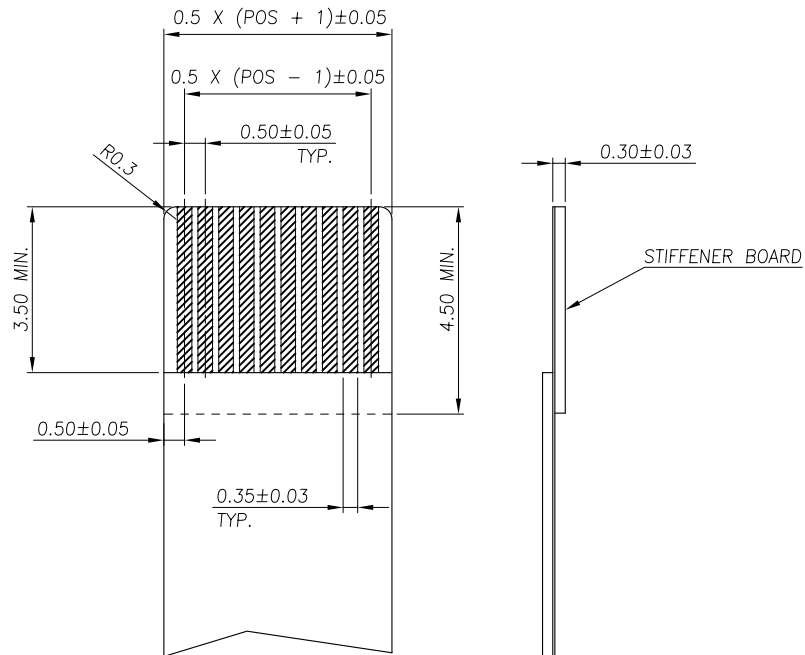
DIST

REVISIONS

| P | LTR | DESCRIPTION  | DATE | DWN | APVD |
|---|-----|--------------|------|-----|------|
|   |     | SEE SHEET 1. |      |     |      |



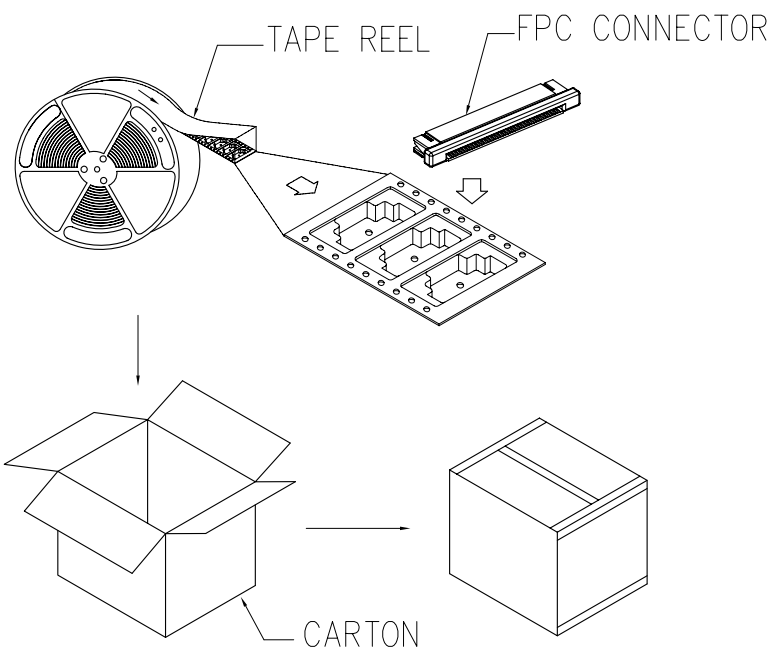
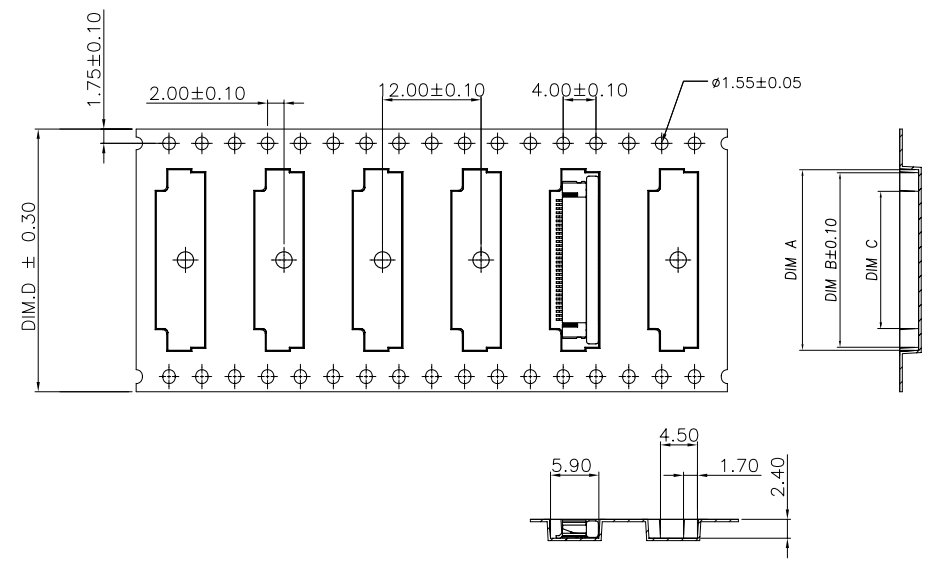
RECOMMENDED PCB DIMENSIONS DIAGRAM  
TOLERANCE ± 0.05



RECOMMENDED FPC DIMENSIONS DIAGRAM  
TOLERANCE ± 0.05

|                                        |                                        |                  |                                                       |               |
|----------------------------------------|----------------------------------------|------------------|-------------------------------------------------------|---------------|
| THIS DRAWING IS A CONTROLLED DOCUMENT. |                                        | DWN              | <b>STE</b> TE Connectivity                            |               |
|                                        |                                        | CHK              |                                                       |               |
| DIMENSIONS:<br>MM                      | TOLERANCES UNLESS OTHERWISE SPECIFIED: | APVD             | NAME                                                  |               |
|                                        | 0 PLC ± -                              | PRODUCT SPEC     | FPC CONNECTOR, 0.5mm PITCH, BOTTOM CONTACT, SMT TYPE. |               |
|                                        | 1 PLC ± 0.35                           | APPLICATION SPEC | SIZE                                                  | CAGE CODE     |
|                                        | 2 PLC ± 0.25                           | WEIGHT           | A3                                                    | 00779         |
|                                        | 3 PLC ± -                              | CUSTOMER DRAWING | DRAWING NO                                            |               |
| 4 PLC ± -                              | FINISH                                 | G=1734592        |                                                       | RESTRICTED TO |
| ANGLES ± 3°                            |                                        | SCALE            | SHEET                                                 | REV           |
| MATERIAL                               |                                        |                  | 2 OF 3                                                | B             |

| LOC          | DIST | REVISIONS   |      |     |      |
|--------------|------|-------------|------|-----|------|
| P            | LTR  | DESCRIPTION | DATE | DWN | APVD |
| SEE SHEET 1. |      |             |      |     |      |



NOTE :  
 1. TAPE REEL:  
 DIAMETER: 13", THICKNESS : 0.35±0.05mm.  
 2. CARTON:  
 SIZE: 350mm(L)X 350mm(W)X 340mm(H).

| APQ (PCS/CARTON) | PPQ (PCS/REEL) | D     | C     | B     | A     | POS.  |
|------------------|----------------|-------|-------|-------|-------|-------|
| 12000            | 2000           | 44.00 | 26.70 | 30.55 | 31.50 | 50    |
|                  |                | 44.00 | 26.20 | 30.05 | 31.00 | 49    |
|                  |                | 44.00 | 25.70 | 29.55 | 30.50 | 48    |
|                  |                | 44.00 | 25.20 | 29.05 | 30.00 | 47    |
|                  |                | 44.00 | 24.70 | 28.55 | 29.50 | 46    |
|                  |                | 44.00 | 24.20 | 28.05 | 29.00 | 45    |
|                  |                | 44.00 | 23.70 | 27.55 | 28.50 | 44    |
|                  |                | 44.00 | 23.20 | 27.05 | 28.00 | 43    |
|                  |                | 44.00 | 22.70 | 26.55 | 27.50 | 42    |
|                  |                | 44.00 | 22.20 | 26.05 | 27.00 | 41    |
|                  |                | 44.00 | 21.70 | 25.55 | 26.50 | 40    |
|                  |                | 44.00 | 21.20 | 25.05 | 26.00 | 39    |
| 16000            | 2000           | 44.00 | 20.70 | 24.55 | 25.50 | 38    |
|                  |                | 44.00 | 20.20 | 24.05 | 25.00 | 37    |
|                  |                | 44.00 | 19.70 | 23.55 | 24.50 | 36    |
|                  |                | 44.00 | 19.20 | 23.05 | 24.00 | 35    |
|                  |                | 44.00 | 18.70 | 22.55 | 23.50 | 34    |
|                  |                | 44.00 | 18.20 | 22.05 | 23.00 | 33    |
|                  |                | 44.00 | 17.70 | 21.55 | 22.50 | 32    |
|                  |                | 44.00 | 17.20 | 21.05 | 22.00 | 31    |
|                  |                | 32.00 | 16.70 | 20.55 | 21.50 | 30    |
|                  |                | 32.00 | 16.20 | 20.05 | 21.00 | 29    |
|                  |                | 32.00 | 15.70 | 19.55 | 20.50 | 28    |
|                  |                | 20000 | 2000  | 32.00 | 15.20 | 19.05 |
| 32.00            | 14.70          |       |       | 18.55 | 19.50 | 26    |
| 32.00            | 14.20          |       |       | 18.05 | 19.00 | 25    |
| 32.00            | 13.70          |       |       | 17.55 | 18.50 | 24    |
| 32.00            | 13.20          |       |       | 17.05 | 18.00 | 23    |
| 32.00            | 12.70          |       |       | 16.55 | 17.50 | 22    |
| 32.00            | 12.20          |       |       | 16.05 | 17.00 | 21    |
| 24.00            | 11.70          |       |       | 15.55 | 16.50 | 20    |
| 24.00            | 11.20          |       |       | 15.05 | 16.00 | 19    |
| 24.00            | 10.70          |       |       | 14.55 | 15.50 | 18    |
| 24.00            | 10.20          |       |       | 14.05 | 15.00 | 17    |
| 24.00            | 9.70           |       |       | 13.55 | 14.50 | 16    |
| 24.00            | 9.20           | 13.05 | 14.00 | 15    |       |       |
| 24.00            | 8.70           | 12.55 | 13.50 | 14    |       |       |
| 24.00            | 8.20           | 12.05 | 13.00 | 13    |       |       |
| 24.00            | 7.70           | 11.55 | 12.50 | 12    |       |       |
| 24.00            | 7.20           | 11.05 | 12.00 | 11    |       |       |
| 24.00            | 6.70           | 10.55 | 11.50 | 10    |       |       |
| 24.00            | 6.20           | 10.05 | 11.00 | 09    |       |       |
| 24.00            | 5.70           | 9.55  | 10.50 | 08    |       |       |
| 24.00            | 5.20           | 9.05  | 10.00 | 07    |       |       |
| 24.00            | 4.70           | 8.55  | 9.50  | 06    |       |       |
| 24.00            | 4.20           | 8.05  | 9.00  | 05    |       |       |

THIS DRAWING IS A CONTROLLED DOCUMENT.

|                |                                        |           |           |           |              |                  |        |                  |
|----------------|----------------------------------------|-----------|-----------|-----------|--------------|------------------|--------|------------------|
| DIMENSIONS: MM | TOLERANCES UNLESS OTHERWISE SPECIFIED: | DWN       | CHK       | APVD      | PRODUCT SPEC | APPLICATION SPEC | WEIGHT | CUSTOMER DRAWING |
| 0 PLC ± -      | 1 PLC ± -                              | 2 PLC ± - | 3 PLC ± - | 4 PLC ± - | ANGLES ± -   | FINISH           |        |                  |

**STE** TE Connectivity

NAME: FPC CONNECTOR, 0.5mm PITCH, BOTTOM CONTACT, SMT TYPE.

SIZE: A3 CAGE CODE: 00779 C=1734592 DRAWING NO: RESTRICTED TO

SCALE: SHEET 3 OF 3 REV B



Компания «ЭлектроПласт» предлагает заключение долгосрочных отношений при поставках импортных электронных компонентов на взаимовыгодных условиях!

Наши преимущества:

- Оперативные поставки широкого спектра электронных компонентов отечественного и импортного производства напрямую от производителей и с крупнейших мировых складов;
- Поставка более 17-ти миллионов наименований электронных компонентов;
- Поставка сложных, дефицитных, либо снятых с производства позиций;
- Оперативные сроки поставки под заказ (от 5 рабочих дней);
- Экспресс доставка в любую точку России;
- Техническая поддержка проекта, помощь в подборе аналогов, поставка прототипов;
- Система менеджмента качества сертифицирована по Международному стандарту ISO 9001;
- Лицензия ФСБ на осуществление работ с использованием сведений, составляющих государственную тайну;
- Поставка специализированных компонентов (Xilinx, Altera, Analog Devices, Intersil, Interpoint, Microsemi, Aeroflex, Peregrine, Syfer, Eurofarad, Texas Instrument, Miteq, Cobham, E2V, MA-COM, Hittite, Mini-Circuits, General Dynamics и др.);

Помимо этого, одним из направлений компании «ЭлектроПласт» является направление «Источники питания». Мы предлагаем Вам помощь Конструкторского отдела:

- Подбор оптимального решения, техническое обоснование при выборе компонента;
- Подбор аналогов;
- Консультации по применению компонента;
- Поставка образцов и прототипов;
- Техническая поддержка проекта;
- Защита от снятия компонента с производства.



#### Как с нами связаться

**Телефон:** 8 (812) 309 58 32 (многоканальный)

**Факс:** 8 (812) 320-02-42

**Электронная почта:** [org@eplast1.ru](mailto:org@eplast1.ru)

**Адрес:** 198099, г. Санкт-Петербург, ул. Калинина, дом 2, корпус 4, литера А.