© 2016 AFCI

Amphenol FCI

PRODUCT NO.
10108777-X0XXXX

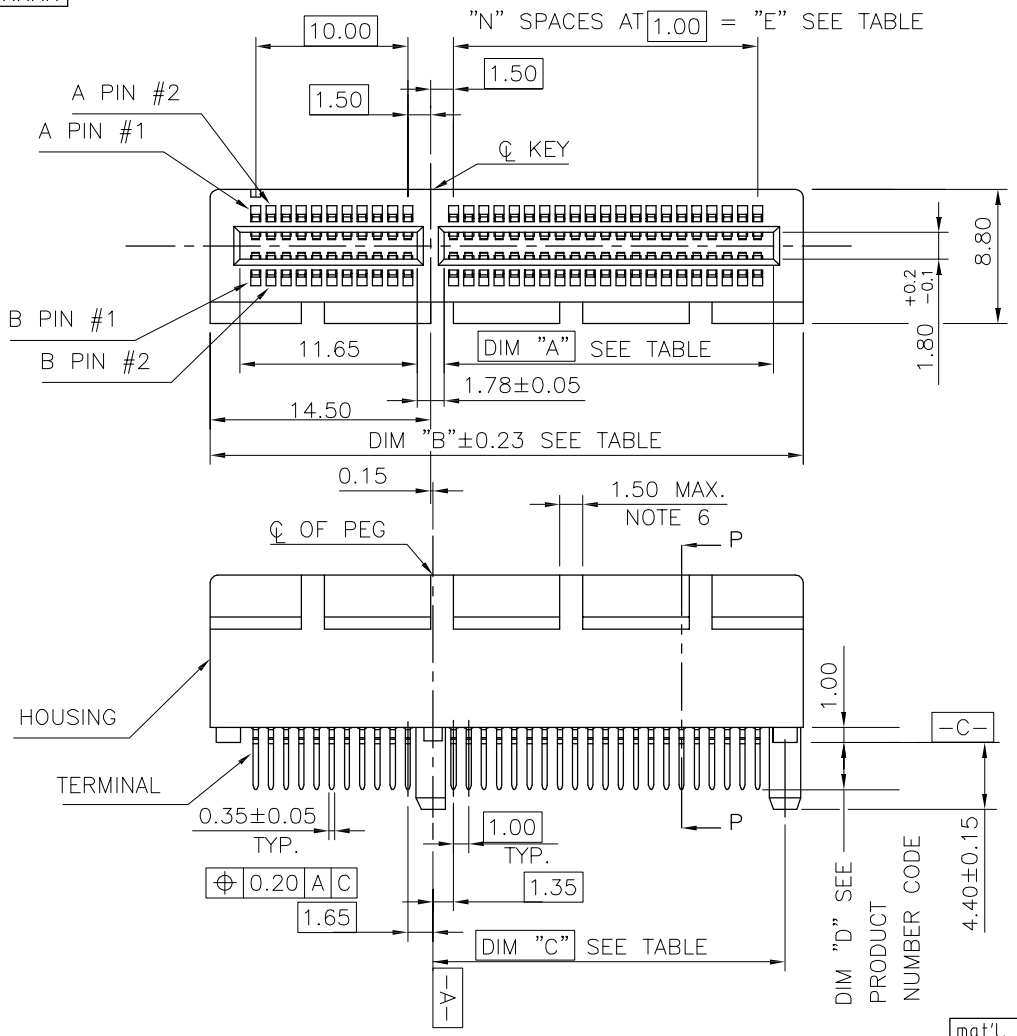

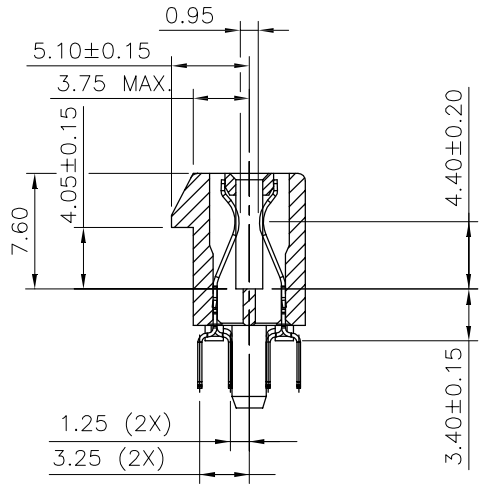

SECTION P−P

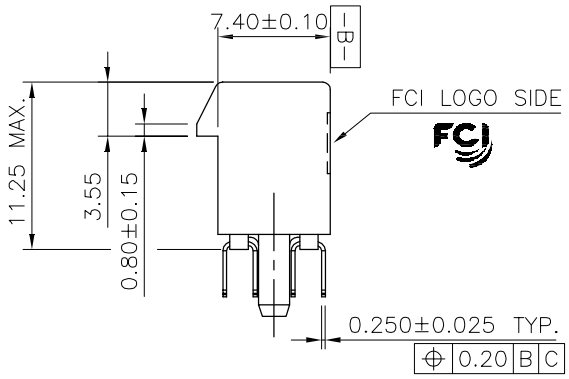

TWIN PLASTIC PEG TYPE

mat'l. code				surface	tolerance	projection	product family
–				–	ASME_Y14.5		PCI_EXPRESS
ltr	ecn no	dr	date	tolerances unless otherwise specified			title
C	DG-011582	HT	5/10/12	angles	linear .0±.0.30	MM	PCI_EXPRESS_CARD_EDGE_GEN3 TH_ASS'Y
D	ELX-DG-013209	WL	07/24/12		.00±.0.20		
E	ELX-DG-21161-1	ST	05/27/15	±2°	.000±.0.10	scale N/A	
F	ELX-DG-24164	ZH	05/30/16	dr	ZHENHUA_LIU 2016-03-30	Amphenol FCI	dwg no 10108777 sheet 1 of 7 size A4
G	ELX-DG-25671	ZH	12/18/16	engr	ZHENHUA_LIU 2016-03-30		
H	ELX-DG-27937	ZH	09/12/17	chr	STONE_LI 2016-03-30		
				appd	PM_ZHENG 2016-03-30		type CUSTOMER Drawing
sheet index	revision	H					
	sheet						

form: A4mmXLc-2016-02-24

© 2016 AFCI

Amphenol FCi

PRODUCT NO.
10108777-X2XXXX

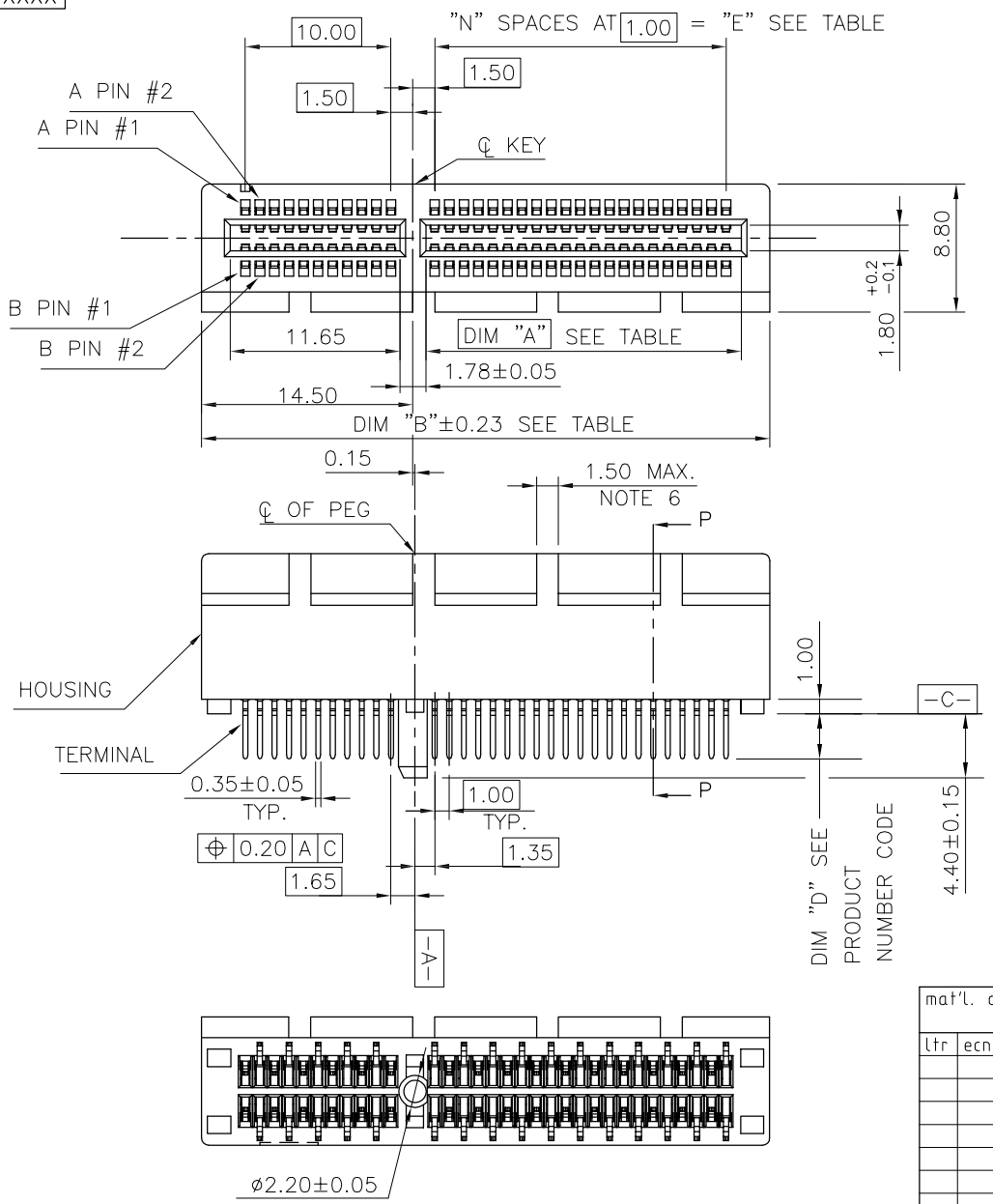

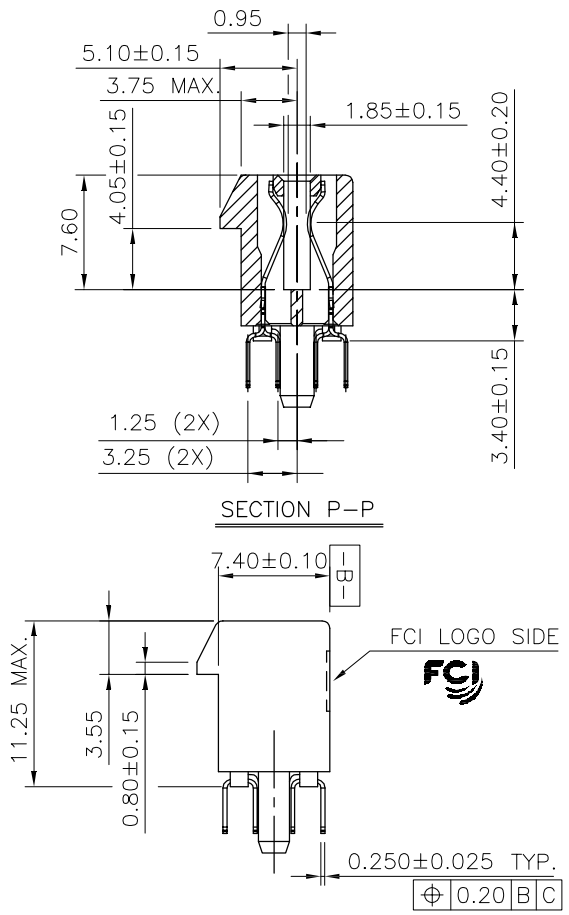

SINGLE PLASTIC PEG TYPE

mat'l. code				surface	tolerance	projection	product family
–				–	ASME_Y14.5		PCI_EXPRESS
ltr	ecn no	dr	date	tolerances unless otherwise specified			title
				angles	linear .0±.0.30	MM	PCI_EXPRESS_CARD_EDGE_GEN3
					.00±.0.20		TH_ASS'Y
				±2°	.000±.0.10	scale N/A	
				dr	ZHENHUA_LIU 2016-03-30	Amphenol FCi	dwg no 10108777 sheet 2 of 7 size A4
				engr	ZHENHUA_LIU 2016-03-30		
				chr	STONE_LI 2016-03-30		
				appd	PM_ZHENG 2016-03-30		type CUSTOMER Drawing
sheet index	revision	H					
	sheet						

form: A4mmXLc-2016-02-24

© 2016 AFCI

Amphenol FCI

PRODUCT NO.
10108777-X1XXXX

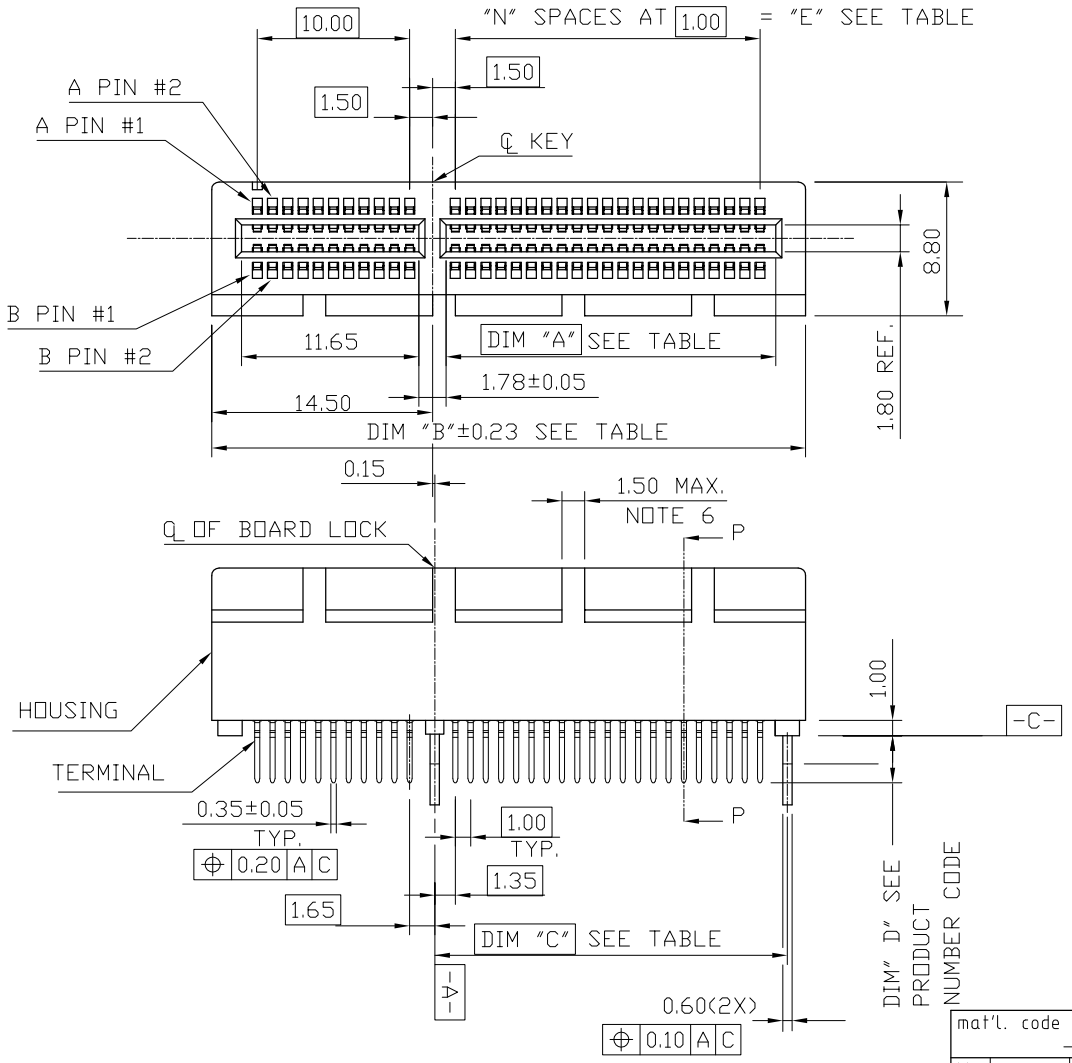

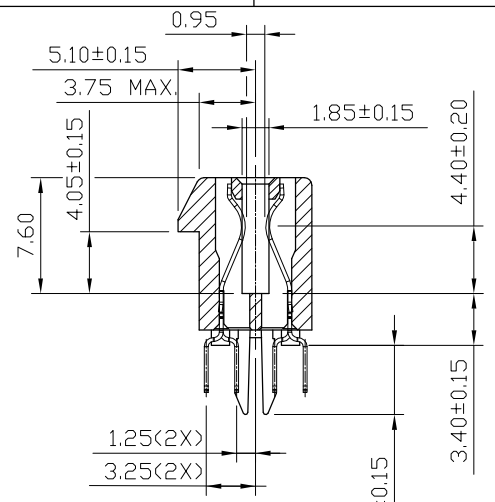

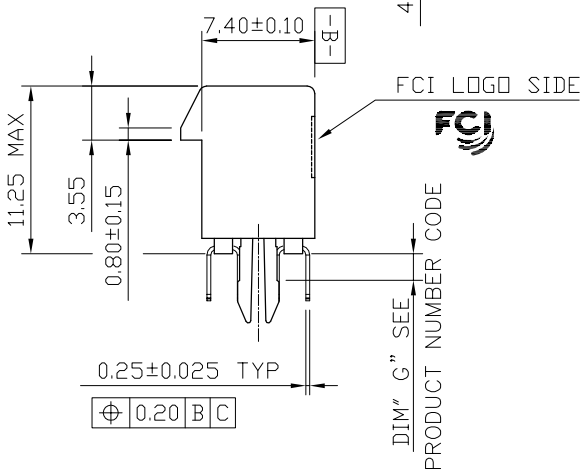

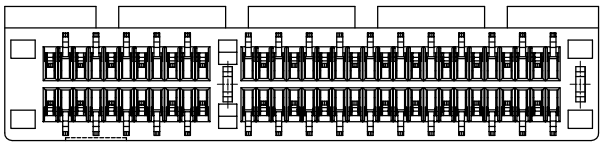

METAL BOARD LOCKS

mat'l. code: –	surface: -	tolerance: ASME_Y14.5	projection
ltr / ecn no / dr / date	tolerances unless otherwise specified		
	angles	.0±.30	MM
	linear	.00±.0.20	
	±2°	.000±.0.10	scale N/A
	dr	ZHENHUA_LIU 2016-03-30	
	engr	ZHENHUA_LIU 2016-03-30	
	chr	STONE_LI 2016-03-30	
	appd	PM_ZHENG 2016-03-30	
sheet index / revision: H / sheet			

product family	PCI_EXPRESS
title	PCI_EXPRESS_CARD_EDGE_GEN3 TH_ASS'Y
dwg no	10108777
sheet	3 of 7
size	A4
type	CUSTOMER Drawing

form: A4mmXLc-2016-02-24

© 2016 AFCI

Amphenol FCi

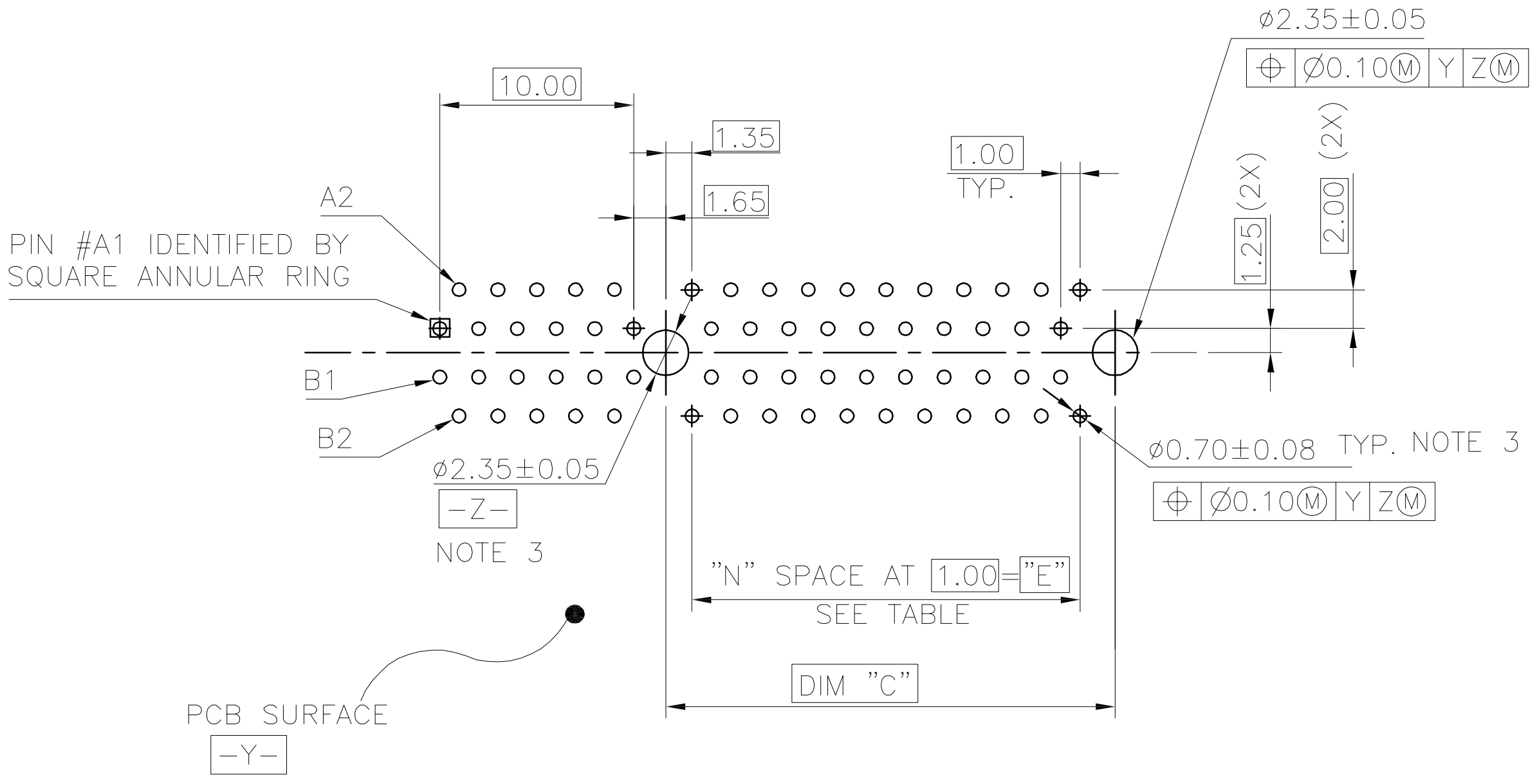

RECOMMENDED FOOTPRINT

mat'l. code	–
surface	–
tolerance	ASME_Y14.5
tolerances unless otherwise specified	angles ±2° ; linear .0±0.20, .00±0.13, .000±0.05
projection	MM
scale	N/A
product family	PCI_EXPRESS
title	PCI_EXPRESS_CARD_EDGE_GEN3 TH_ASS'Y
dwg no	10108777
sheet	4 of 7
size	A4
type	CUSTOMER Drawing
revision	H

ltr	ecn no	dr	date

dr	ZHENHUA_LIU	2016-03-30
engr	ZHENHUA_LIU	2016-03-30
chr	STONE_LI	2016-03-30
appd	PM_ZHENG	2016-03-30

sheet index | revision sheet

© 2016 AFCI

Amphenol FCi

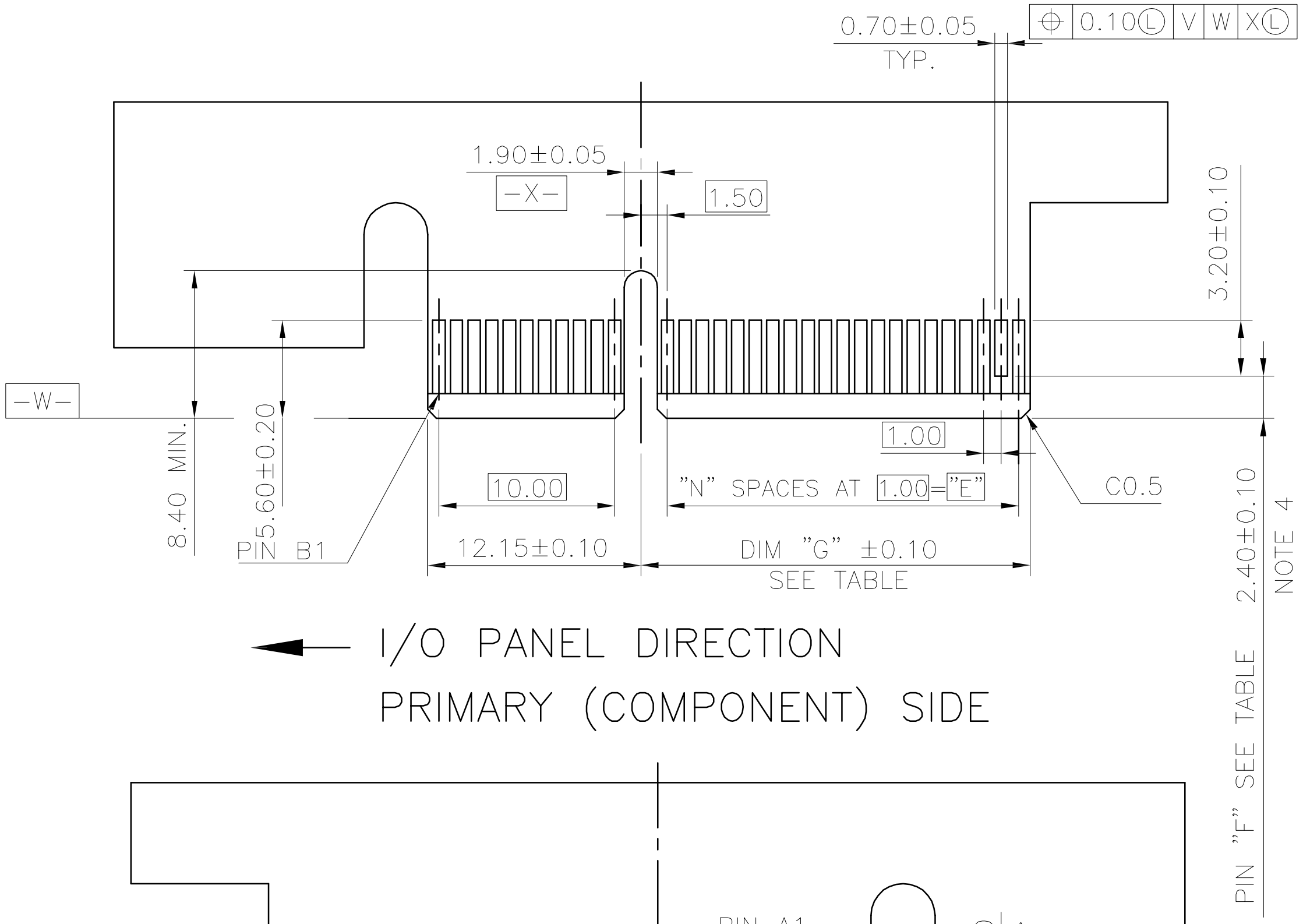

I/O PANEL DIRECTION

PRIMARY (COMPONENT) SIDE

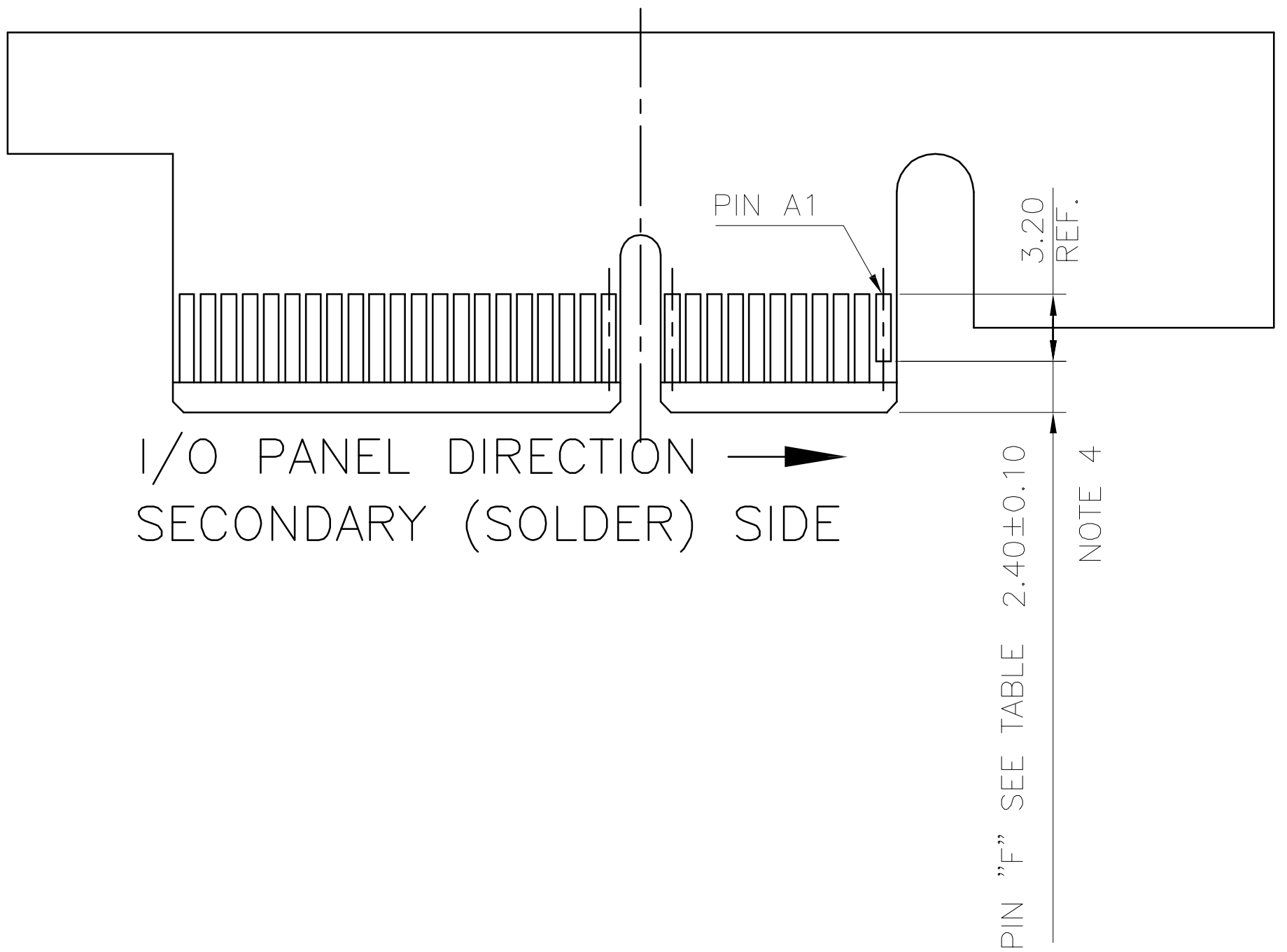

I/O PANEL DIRECTION

SECONDARY (SOLDER) SIDE

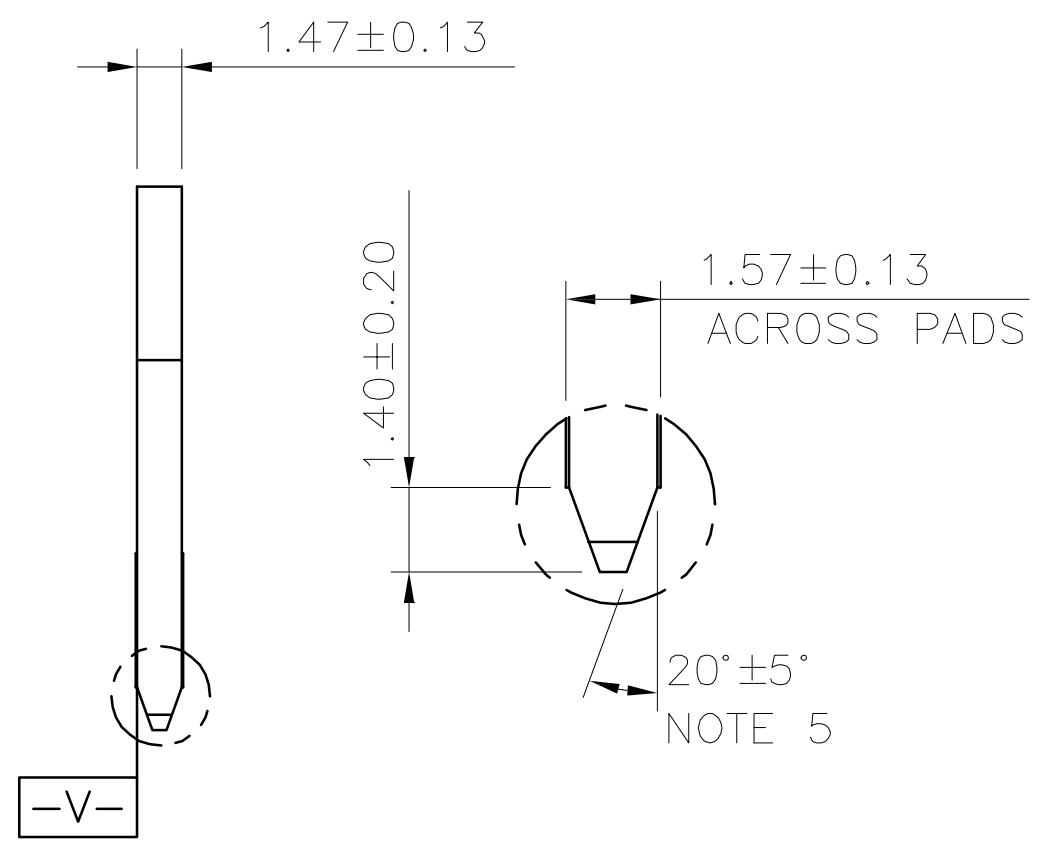

SCALE 2:1

# POS REF.	N	DIM "G"	"F"
36	6	8.15	B17
64	20	22.15	B31
98	37	39.15	B48
164	70	72.15	B81

ADD-IN CARD EDGE-FINGER DIMENSIONS

mat'l. code: -
surface: -
tolerance: ASME_Y14.5
projection
product family: PCI_EXPRESS
ltr | ecn no | dr | date
tolerances unless otherwise specified
angles ±2°
linear .0±0.20 / .00±0.13 / .000±0.05
MM
scale N/A
title: PCI_EXPRESS_CARD_EDGE_GEN3 TH_ASS'Y

dr	ZHENHUA_LIU	2016-03-30
engr	ZHENHUA_LIU	2016-03-30
chr	STONE_LI	2016-03-30
appd	PM_ZHENG	2016-03-30

Amphenol FCi

dwg no: 10108777 sheet 5 of 7 size A4

type: CUSTOMER Drawing

sheet index | revision H | sheet

form: A4mmXLc-2016-02-24

PDS: Rev :H STATUS:Released Printed: Sep 14, 2017

© 2016 AFCI

Amphenol FCi

NOTES:

1.MATERIAL:
HOUSING: HIGH TEMPERATURE NYLON, GLASS FILLED UL94V-0 RATED.
TERMINAL: COPPER ALLOY.
PLATING: 50u" NICKEL UNDERPLATE ALL OVER
CONTACT AREA PLATING – SEE PRODUCT NUMBER CODE
SOLDER TAIL: TIN OR TIN /LEAD(90/10)– SEE PRODUCT NUMBER CODE 100u" MIN. OVER 50u" NICKEL.
METAL BOARD LOCKS: COPPER ALLOY.
FINISH: 100u" TIN OR TIN/LEAD(90/10) OVER 50u" NICKEL UNDERPLATE SEE PRODUCT NUMBER CODE.

2.PRODUCT SPECIFICATION: GS-12-233.

③THE HORIZONTAL AXIS FOR THE HOLE PATTERN IS ESTABLISHED BY A LINE THROUGH THE CENTER OF THE TWO ø2.35 HOLES. THE VERTICAL AXIS IS 90° TO THE HORIZONTAL AXIS, THROUGH THE CENTER OF DATUM Z.

④NO TIE BAR PERMITTED FROM CARD EDGE TO LEADING EDGE OF PAD FOR PINS A1 AND PIN NUMBERS "F".

⑤CHAMFER EDGES MUST BE FREE OF CUTTING BURRS.

⑥FREQUENCY & LOCATION AT SUPPLIER DISCRETION. RIDGE MAY BE CONTINUOUS WITH NO BREAKS.

7.RoHS COMPATIBLE PRODUCT SPECIFICATIONS:
a – PLATING:
– "LF" MEANS THE PRODUCT IS LEAD-FREE, 2um MINIMUM MATTE TIN OVER 1.27um MINIMUM NICKEL UNDERPLATE.
b – MANUFACTURING PROCESS COMPATIBILITY:
– THE HOUSING WILL WITHSTAND EXPOSURE TO 260°C±5°C TEMPERATURE FOR 10 SECONDS IN RE-FLOW APPLICATION, SEE NOTE 8 FOR APPLICATION.

CONNECTOR	# POS REF.	N	DIM "A"	DIM "B"	DIM "C"	"E"
1 PORT	36	6	7.65	25.00	9.15	6.00
4 PORT	64	20	21.65	39.00	23.15	20.00
8 PORT	98	37	38.65	56.00	40.15	37.00
16 PORT	164	70	71.65	89.00	73.15	70.00

8.AN ADEQUATE PROCEDURE SET FORTH IN THE FOLLOWING ENSURE THAT THE PRODUCT RELIABILITY CAN BE ACHIEVED DURING AND AFTER PCB ASSEMBLY OPERATION.
8.1IF PARTIAL LOT ARE USED, THE REMAINING CONNECTORS MUST BE RESEALED AND PLACED IN SAFE STORAGE WITHIN SIX HOURS OF BAG OPENING.
8.2THE SAFE STORAGE CONDITION IS RECOMMENDED AT 25°C, 40%RH.
8.3NOT FOLLOWING THE PROCEDURE MAY CAUSE BLISTER DAMAGE DURING RE-FLOW PROCESS.
8.4IF BAKING IS REQUIRED, CONNECTOR SHALL BE BAKED FOR 4 HOURS AT 125°C.
8.5REFERENCE SPECIFICATION: IPC/JEDEC J-STD-033A.

PRODUCT NUMBER CODE

10108777 -X X X X X X □□

HOUSING COLOR OPTIONS
0–NATURAL
1–BLACK

PEGS OPTIONS
0–PLASTIC PEGS, DIM
1–METAL BOARD LOCKS
2–SINGLE PLASTIC PEGS

TERMINAL PLATING OPTIONS
0–50u" Ni UNDERPLATE
30u" Au CONTACT AREA
100u" TIN TAIL AREA ----- COMPATIBLE RoHS
1–50u" Ni UNDERPLATE
15u" Au CONTACT AREA
100u" TIN TAIL AREA ----- COMPATIBLE RoHS
2–50u" Ni UNDERPLATE
GOLD FLASH CONTACT AREA
100u" TIN TAIL AREA ----- COMPATIBLE RoHS
3–50u" Ni UNDERPLATE
30u" Au CONTACT AREA
100u" TIN/LEAD TAIL AREA ---INCOMPLIANT RoHS
4–50u" Ni UNDERPLATE
15u" Au CONTACT AREA
100u" TIN/LEAD TAIL AREA ---INCOMPLIANT RoHS
5–50u" Ni UNDERPLATE
GOLD FLASH CONTACT AREA
100u" TIN/LEAD TAIL AREA ---INCOMPLIANT RoHS

LEAD FREE OPTION
LEAVE BLANK FOR TERMINAL PLATING 3.4.5
"LF" FOR TERMINAL PLATING OPTION 0,1,2

POS OPTIONS
0–36
1–64
2–98
3–164

TAIL LENGTH OPTIONS

	DIM "D"	PCB THICKNESS	DIM "G"
0	$2.30^{+0.25}_{-0.13}$	1.56±0.10	1.70±0.15
1	$3.10^{+0.25}_{-0.13}$	2.36±0.10	2.50±0.15
2	2.54±0.25	1.56±0.10	1.70±0.15
3	1.90±0.25	1.56±0.10	1.70±0.15
4	$3.10^{+0.25}_{-0.13}$	2.0±0.10	1.70±0.15

PACKAGING OPTIONS
E–HARD TRAY WITH MYLAR FOR VACUUM PACKAGING (FOR 164P ONLY)
T–SOFT TRAY PACKAGING
C–SOFT TRAY PACKAGING WITH 10MM CAP
M–SOFT TRAY PACKAGING & MYLAR TAPE. SEE FIGULE 1
Y–HARD TRAY PACKAGING (FOR 36P,98P AND 164P ONLY)
Z–HARD TRAY PACKAGING WITH MYLAR (FOR 36P,98P AND 164P ONLY)
H–SMALLER HARD TRAY PACKAGING WITH 30MM CAP (323X136X17.7 FOR 164P ONLY)
△H Q–SMALLER HARD TRAY PACKAGING (323X136X17.7 FOR 164P ONLY)
R–TAPE & REEL PACKAGING WITHOUT MYLAR (FOR 34, 64, 98P ONLY)
W–TAPE & REEL PACKAGING WITHOUT MYLAR (FOR 98P ONLY), WITH 18.0MM CAVITY WIDTH
A–TAPE & REEL PACKAGING WITH MYLAR (FOR 36, 64, 98P ONLY)

| | | |

© 2016 AFCI

Amphenol FCi

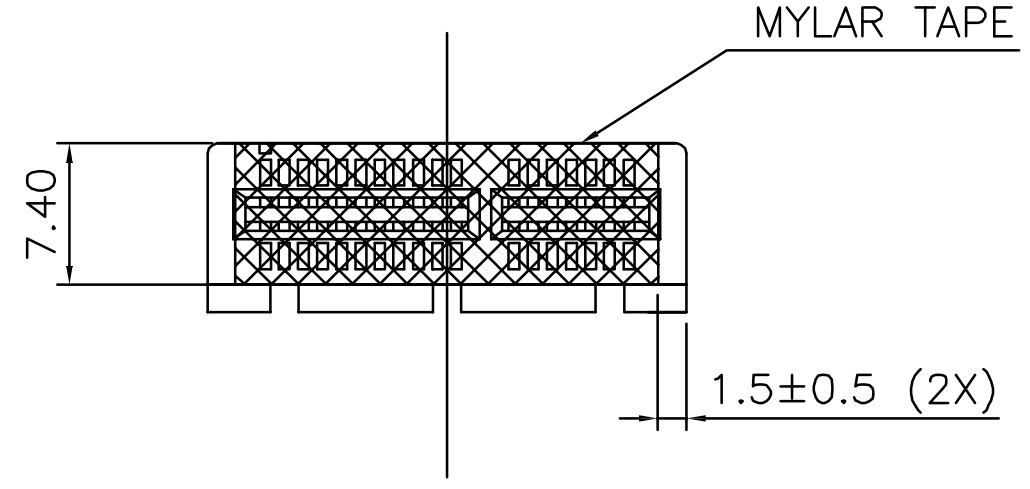

POSTION OF MYLAR

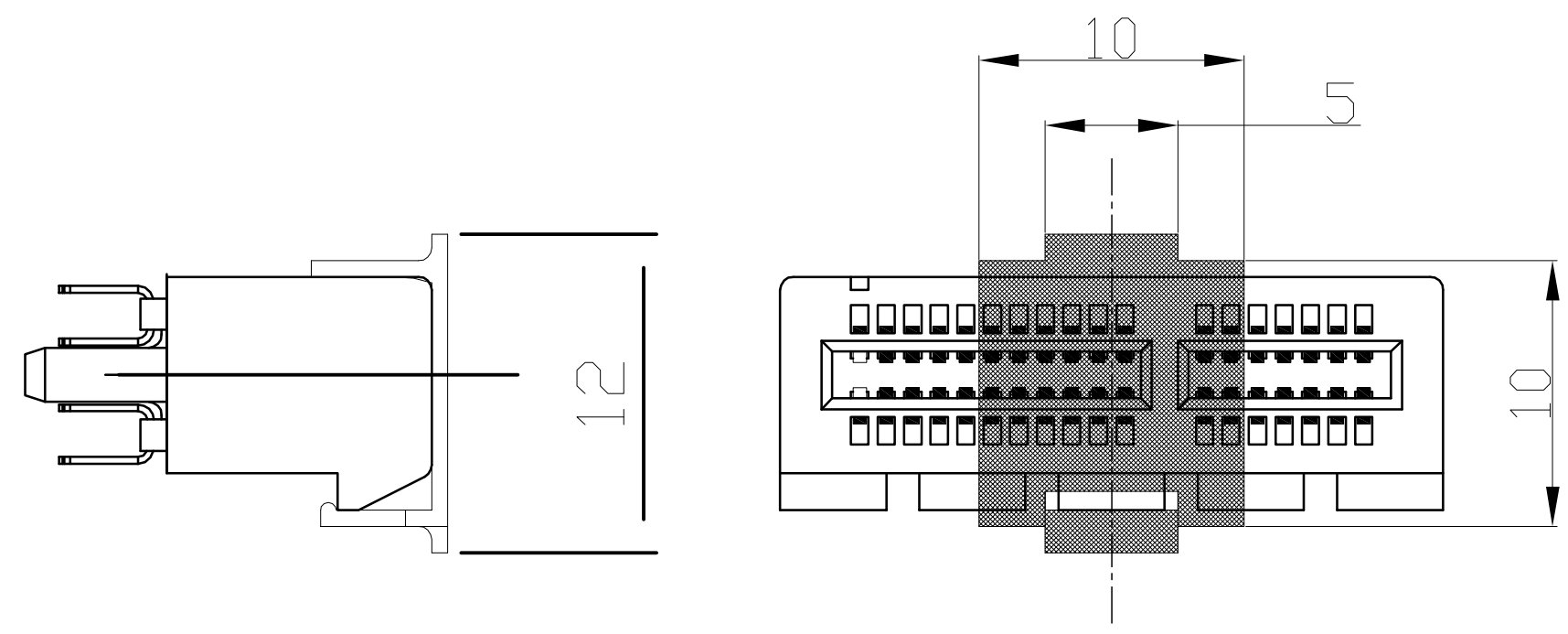

POSTION OF CAP (10x10)

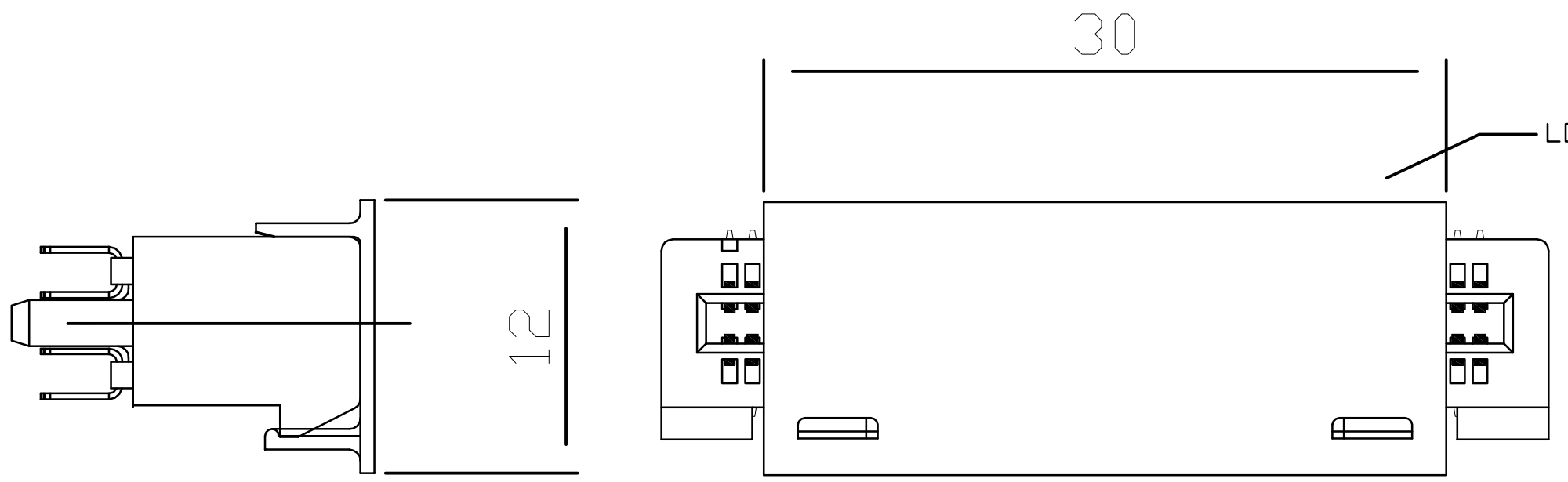

POSTION OF 30MM CAP(30X12)

mat'l. code: –	surface: – / tolerance: ASME_Y14.5	projection	product family: PCI_EXPRESS
ltr / ecn no / dr / date	tolerances unless otherwise specified: angles ±2°; linear .0±0.30, .00±0.20, .000±0.10	MM, scale N/A	title: PCI_EXPRESS_CARD_EDGE_GEN3 TH_ASS'Y
	dr ZHENHUA_LIU 2016-03-30; engr ZHENHUA_LIU 2016-03-30; chr STONE_LI 2016-03-30; appd PM_ZHENG 2016-03-30	Amphenol FCi	dwg no 10108777, sheet 7 of 7, size A4, type CUSTOMER Drawing
sheet index / revision H / sheet			

Компания «ЭлектроПласт» предлагает заключение долгосрочных отношений при поставках импортных электронных компонентов на взаимовыгодных условиях!

Наши преимущества:

- Оперативные поставки широкого спектра электронных компонентов отечественного и импортного производства напрямую от производителей и с крупнейших мировых складов;
- Поставка более 17-ти миллионов наименований электронных компонентов;
- Поставка сложных, дефицитных, либо снятых с производства позиций;
- Оперативные сроки поставки под заказ (от 5 рабочих дней);
- Экспресс доставка в любую точку России;
- Техническая поддержка проекта, помощь в подборе аналогов, поставка прототипов;
- Система менеджмента качества сертифицирована по Международному стандарту ISO 9001;
- Лицензия ФСБ на осуществление работ с использованием сведений, составляющих государственную тайну;
- Поставка специализированных компонентов (Xilinx, Altera, Analog Devices, Intersil, Interpoint, Microsemi, Aeroflex, Peregrine, Syfer, Eurofarad, Texas Instrument, Miteq, Cobham, E2V, MA-COM, Hittite, Mini-Circuits,General Dynamics и др.);

Помимо этого, одним из направлений компании «ЭлектроПласт» является направление «Источники питания». Мы предлагаем Вам помощь Конструкторского отдела:

- Подбор оптимального решения, техническое обоснование при выборе компонента;
- Подбор аналогов;
- Консультации по применению компонента;
- Поставка образцов и прототипов;
- Техническая поддержка проекта;
- Защита от снятия компонента с производства.



Как с нами связаться

Телефон: 8 (812) 309 58 32 (многоканальный)
Факс: 8 (812) 320-02-42
Электронная почта: org@eplast1.ru
Адрес: 198099, г. Санкт-Петербург, ул. Калинина, дом 2, корпус 4, литера А.