

TEC Series

Wakefield-Vette's **Peltier, thermoelectric coolers** can meet the requirement of higher current and large cooling. It is often applied to experimental, scientific and biomedical instruments, laboratory equipment, industry and electrical equipment and consumables. The ambient temperature can arrive 100C, long-term working temperature is recommended to be below 90C.



Features:

- All products are RoHS and REACH compliant, SGS ISO9001 verified
- Thermoelectric module material are UL certification
- Standard Wire is 150mm
- Thermoelectric module moisture protection standard is sealed by white RTV silicone, but also support select other moisture protection style, Such as translucent silicone, black epoxy.
- Thermoelectric module flatness tolerance support select 0.2mm, 0.13mm, 0.1mm.

| WKV Part Number | Description | Current max (A) | Q max (W) @ 27°C | V max (V) @ 27°C | ΔT max (°C) @ 27°C | # of Couples | Outline (L/W/) | Height (mm) |
|-----------------|------------------------------|-----------------|------------------|------------------|----------------------------|--------------|----------------|-------------|
| TEC-30-40-127 | PELTIER TEC 30X30 4MM 2.5A | 2.5 | 21.4 | 15.4 | 68 | 127 | 30x30 | 4 |
| TEC-30-32-127 | PELTIER TEC 30X30 3.2MM 3.9A | 3.9 | 33.4 | 15.4 | 68 | 127 | 30x30 | 3.2 |
| TEC-40-47-127 | PELTIER TEC 40X40 4.7MM 3.9A | 3.9 | 33.4 | 15.4 | 69 | 127 | 40x40 | 4.7 |
| TEC-40-33-127 | PELTIER TEC 40X40 3.3MM 8.5A | 8.5 | 72 | 15.4 | 69 | 127 | 40x40 | 3.3 |
| TEC-30-36-127 | PELTIER TEC 30X30 3.6MM 3.0A | 3.0 | 25.7 | 15.4 | 68 | 127 | 30x30 | 3.6 |
| TEC-30-47-71 | PELTIER TEC 30X30 4.7MM 3.9A | 3.9 | 18.7 | 8.6 | 69 | 71 | 30x30 | 4.7 |
| TEC-30-38-71 | PELTIER TEC 30X30 3.8MM 6.0A | 6.0 | 28.7 | 8.6 | 69 | 71 | 30x30 | 3.8 |
| TEC-40-38-127 | PELTIER TEC 40X40 3.8MM 6.0A | 6.0 | 51.4 | 15.4 | 69 | 127 | 40x40 | 3.8 |
| TEC-20-33-31 | PELTIER TEC 20X20 3.3MM 8.5A | 8.5 | 16.8 | 3.75 | 69 | 31 | 20x20 | 3.3 |
| TEC-30-33-71 | PELTIER TEC 30X30 3.3MM 8.5A | 8.5 | 72 | 15.4 | 69 | 71 | 30x30 | 3.3 |

Thermoelectric Cooler Performance Specifications



TEC-40-47-127

| Hot Side Temperature(°C) | 25 °C | 50 °C |
|--------------------------|-------|-------|
| Qmax (Watts) | 33.4 | 39 |
| Delta Tmax(°C) | 67 | 75 |
| Imax (Amps) | 4 | 4 |
| Vmax (Volts) | 15.4 | 16.4 |
| ModuleResistance(Ohms) | 3.22 | 3.63 |



**Tolerances for thermal and electrical parameters $\pm 10\%$.

Performance Curves Th=25 °C

Performance Curves Th=50 °C



Mechanical Drawing:



Operation Tips:

- **Maximum Operating Temperature: 90°C**
- **Do not exceed I_{max} or V_{max} when operating module**
- **Please consult Wakefield-Vette for moisture and corrosion protection options as well as specific application inquiries**


Thermoelectric Cooler Performance Specifications



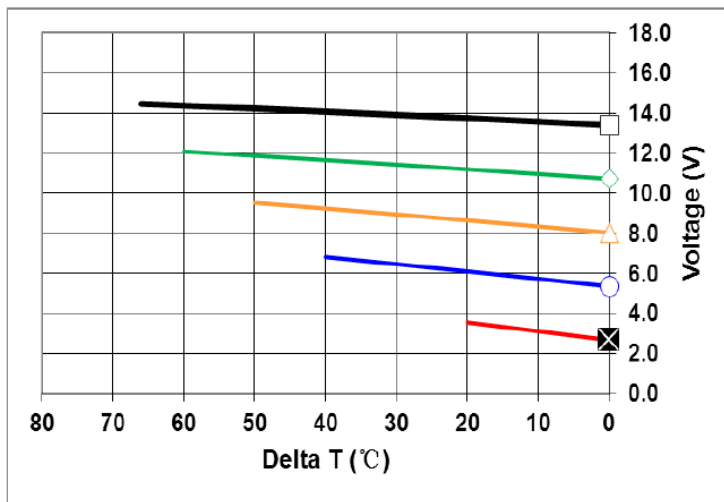
TEC-30-32-127

| Hot Side Temperature(°C) | 25 °C | 50 °C |
|--------------------------|-------|-------|
| Qmax (Watts) | 33.4 | 36.6 |
| Delta Tmax(°C) | 67 | 75 |
| I _{max} (Amps) | 3.9 | 3.9 |
| V _{max} (Volts) | 15.4 | 16.4 |
| Module Resistance(Ohms) | 3.37 | 3.8 |

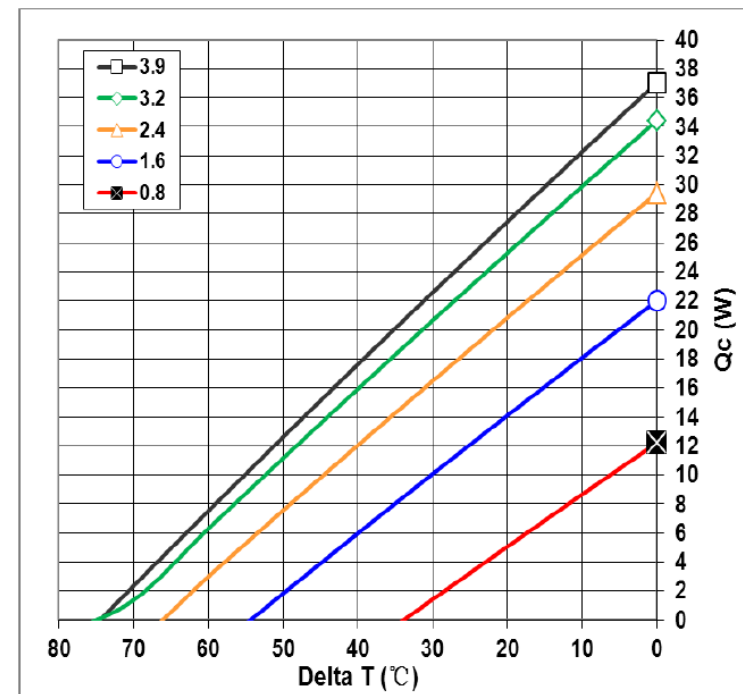
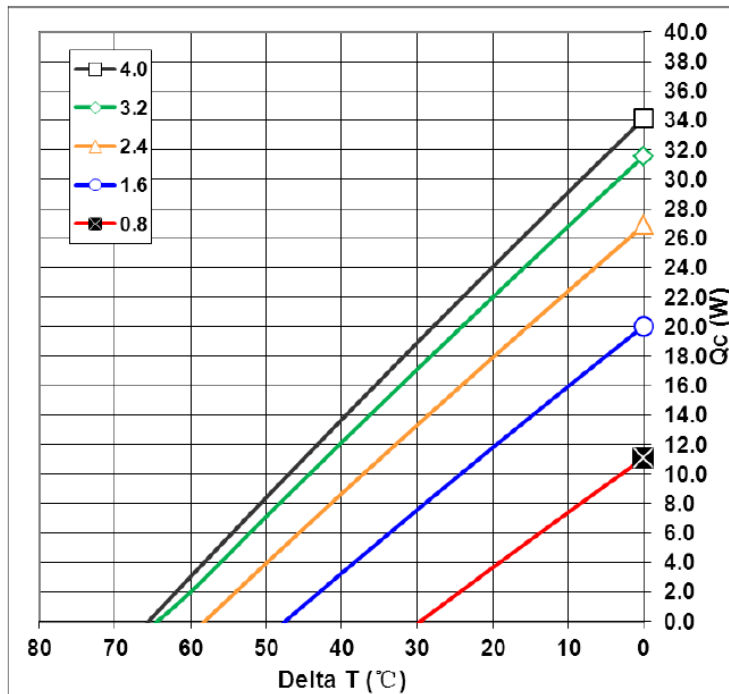
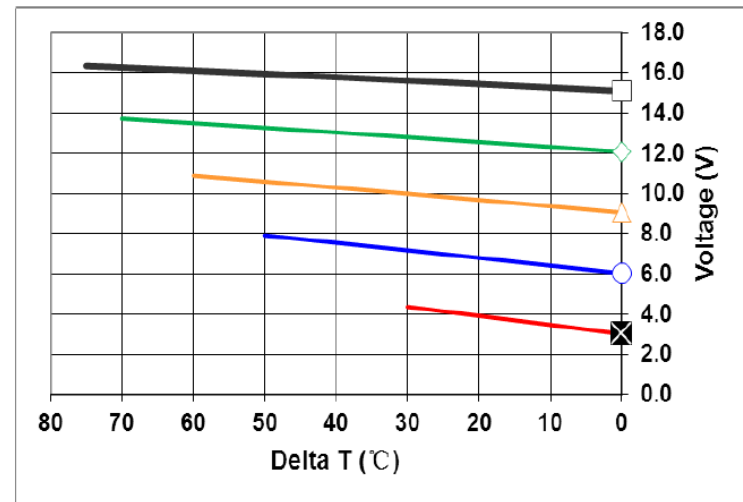
**Tolerances for thermal and electrical parameters ± 10%.



Performance Curves Th=25 °C



Performance Curves Th=50 °C



Mechanical Drawing:



Operation Tips:

- **Maximum Operating Temperature: 90°C**
- **Do not exceed I_{max} or V_{max} when operating module**
- **Please consult Wakefield-Vette for moisture and corrosion protection options as well as specific application inquiries**


Thermoelectric Cooler Performance Specifications



TEC-30-40-127

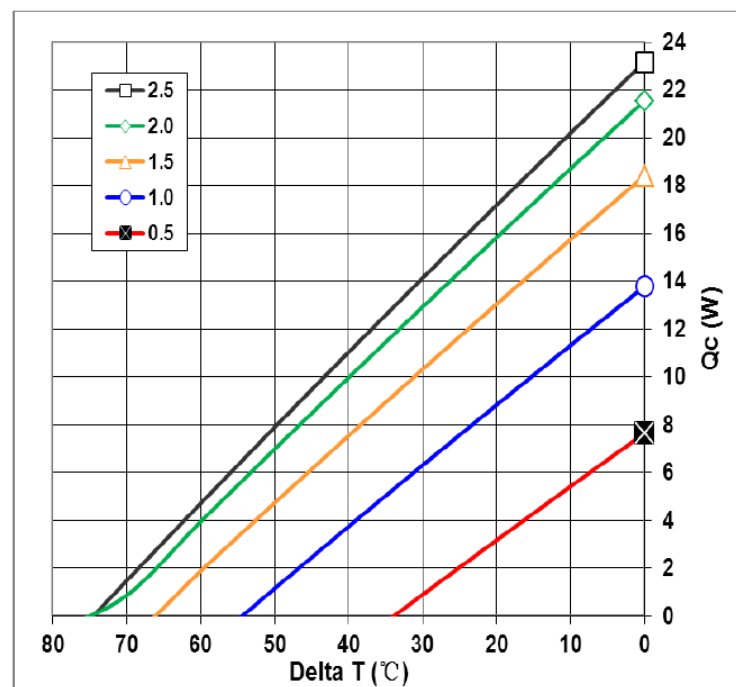
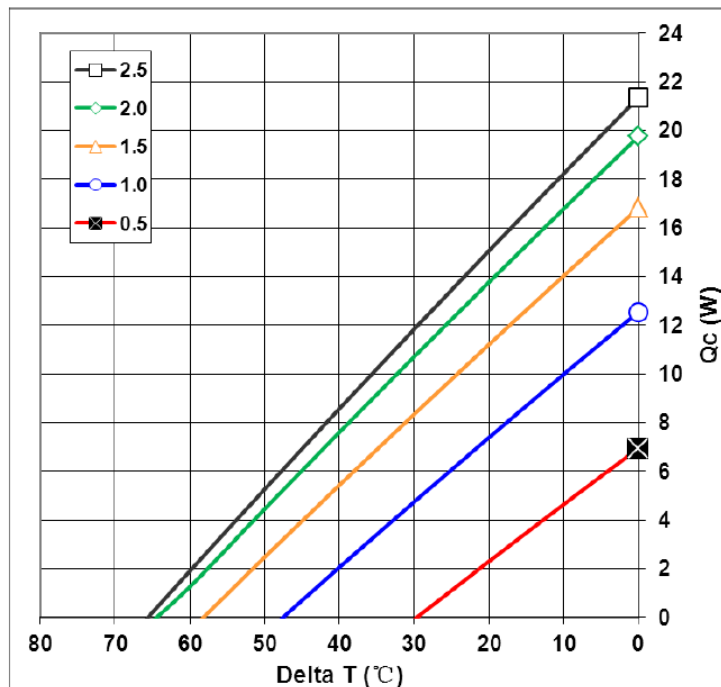
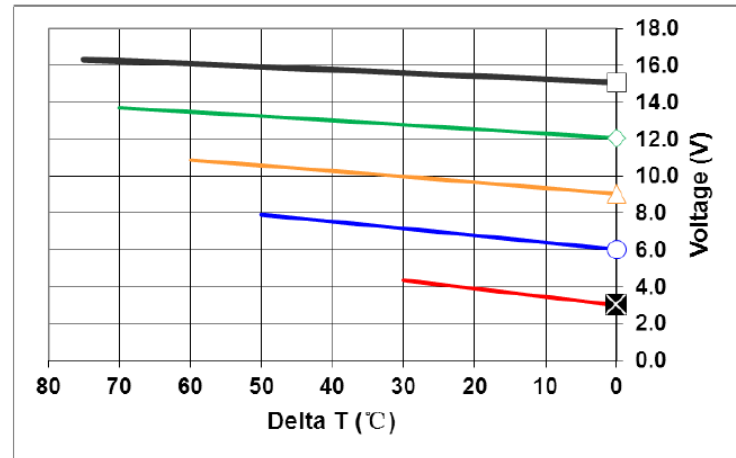
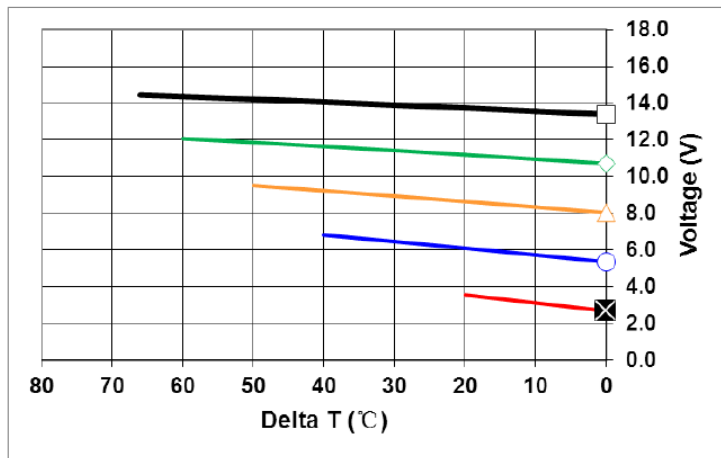
| Hot Side Temperature(°C) | 25 °C | 50 °C |
|--------------------------|-------|-------|
| Qmax (Watts) | 21.4 | 23.6 |
| Delta Tmax(°C) | 67 | 75 |
| I _{max} (Amps) | 2.5 | 2.5 |
| V _{max} (Volts) | 15.4 | 16.4 |
| Module Resistance(Ohms) | 5.38 | 6.07 |

**Tolerances for thermal and electrical parameters ± 10%.



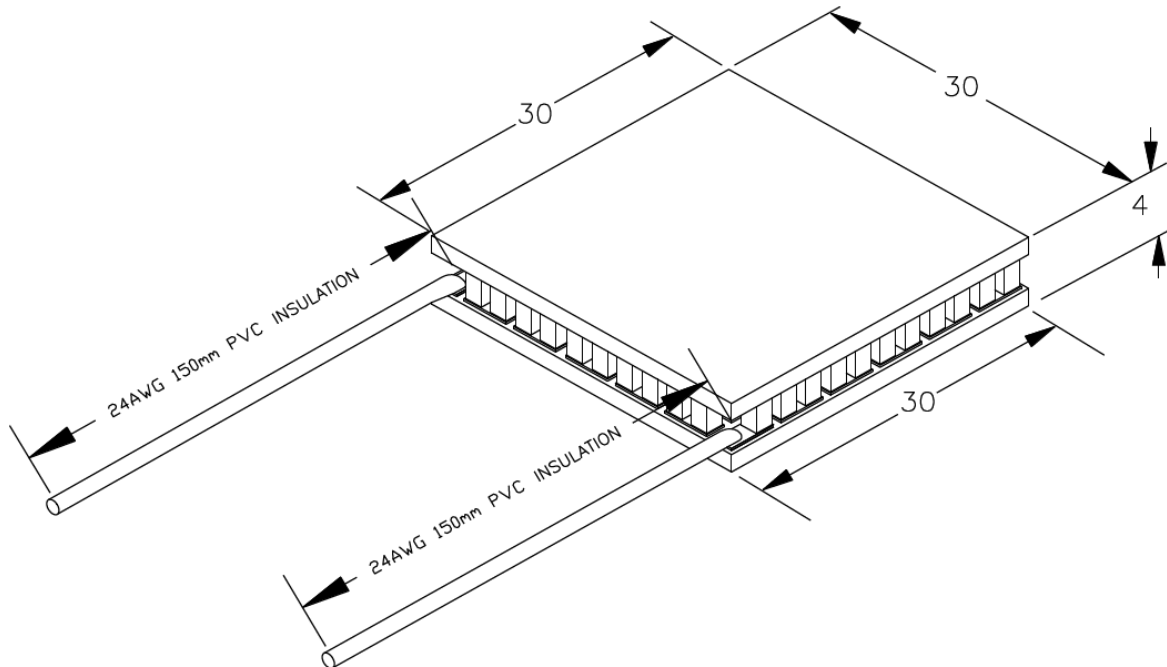
Performance Curves Th=25 °C

Performance Curves Th=50 °C



Wakefield-Vette reserves the right to change these specifications without notice

Mechanical Drawing:



Operation Tips:


- **Maximum Operating Temperature: 90°C**
- **Do not exceed I_{max} or V_{max} when operating module**
- **Please consult Wakefield-Vette for moisture and corrosion protection options as well as specific application inquiries**

Thermoelectric Cooler Performance Specifications



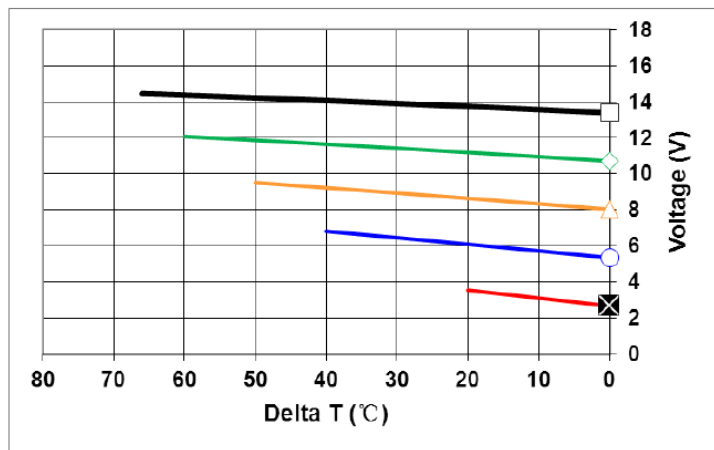
TEC-40-33-127

| Hot Side Temperature(°C) | 25 °C | 50 °C |
|--------------------------|-------|-------|
| Qmax (Watts) | 72 | 82 |
| Delta Tmax(°C) | 67 | 75 |
| I _{max} (Amps) | 8.5 | 8.5 |
| V _{max} (Volts) | 15.4 | 16.4 |
| Module Resistance(Ohms) | 1.54 | 1.74 |



**Tolerances for thermal and electrical parameters ± 10%.

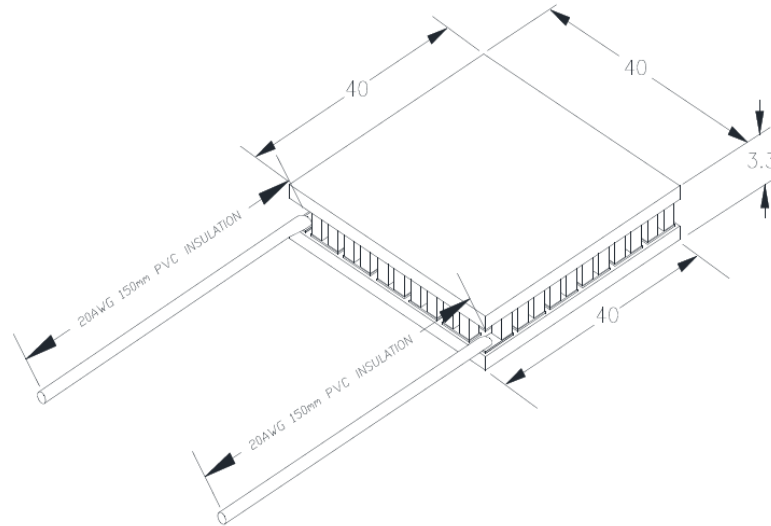
Performance Curves Th=25 °C



Performance Curves Th=50 °C



Mechanical Drawing:



Operation Tips:

- **Maximum Operating Temperature: 90°C**
- **Do not exceed I_{max} or V_{max} when operating module**
- **Please consult Wakefield-Vette for moisture and corrosion protection options as well as specific application inquiries**

Thermoelectric Cooler Performance Specifications



TEC-30-36-127

| Hot Side Temperature(°C) | 25 °C | 50 °C |
|--------------------------|-------|-------|
| Qmax (Watts) | 25.7 | 29.8 |
| Delta Tmax(°C) | 67 | 75 |
| I _{max} (Amps) | 3 | 3 |
| V _{max} (Volts) | 15.4 | 16.4 |
| Module Resistance(Ohms) | 4.16 | 4.69 |

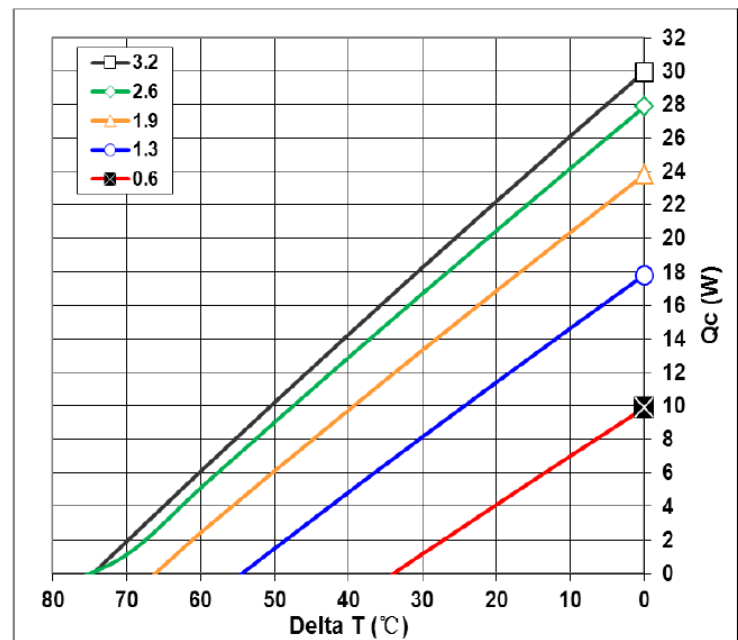
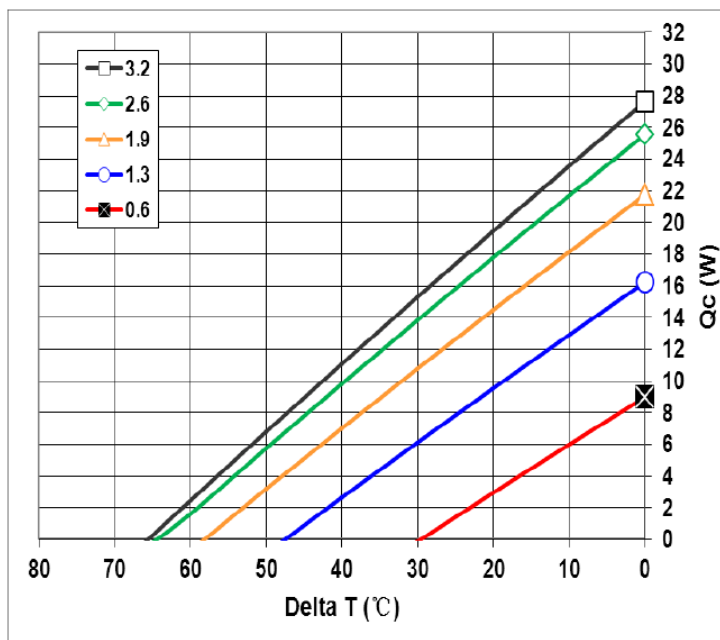
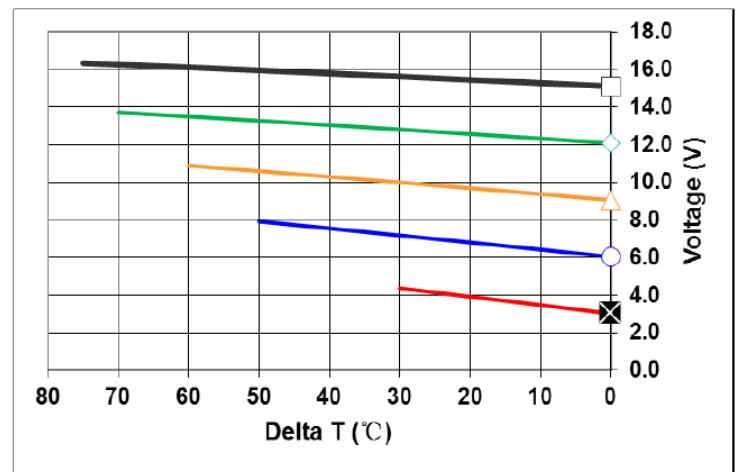
**Tolerances for thermal and electrical parameters ± 10%.



Performance Curves Th=25 °C



Performance Curves Th=50 °C



Mechanical Drawing:



Operation Tips:

- **Maximum Operating Temperature: 90°C**
- **Do not exceed I_{max} or V_{max} when operating module**
- **Please consult Wakefield-Vette for moisture and corrosion protection options as well as specific application inquiries**

Thermoelectric Cooler Performance Specifications



TEC-30-47-71

| Hot Side Temperature(°C) | 25 °C | 50 °C |
|--------------------------|-------|-------|
| Qmax (Watts) | 18.7 | 21.9 |
| Delta Tmax(°C) | 67 | 75 |
| I _{max} (Amps) | 4 | 4 |
| V _{max} (Volts) | 8.6 | 9.6 |
| Module Resistance(Ohms) | 1.8 | 2.1 |

**Tolerances for thermal and electrical parameters ± 10%.



Performance Curves Th=25 °C

Performance Curves Th=50 °C



Mechanical Drawing:



Operation Tips:

- **Maximum Operating Temperature: 90°C**
- **Do not exceed I_{max} or V_{max} when operating module**
- **Please consult Wakefield-Vette for moisture and corrosion protection options as well as specific application inquiries**

Thermoelectric Cooler Performance Specifications



TEC-30-38-71

| Hot Side Temperature(°C) | 25 °C | 50 °C |
|--------------------------|-------|-------|
| Qmax (Watts) | 28.7 | 31.2 |
| Delta Tmax(°C) | 67 | 75 |
| I _{max} (Amps) | 6 | 6 |
| V _{max} (Volts) | 8.6 | 9.5 |
| Module Resistance(Ohms) | 0.55 | 0.62 |

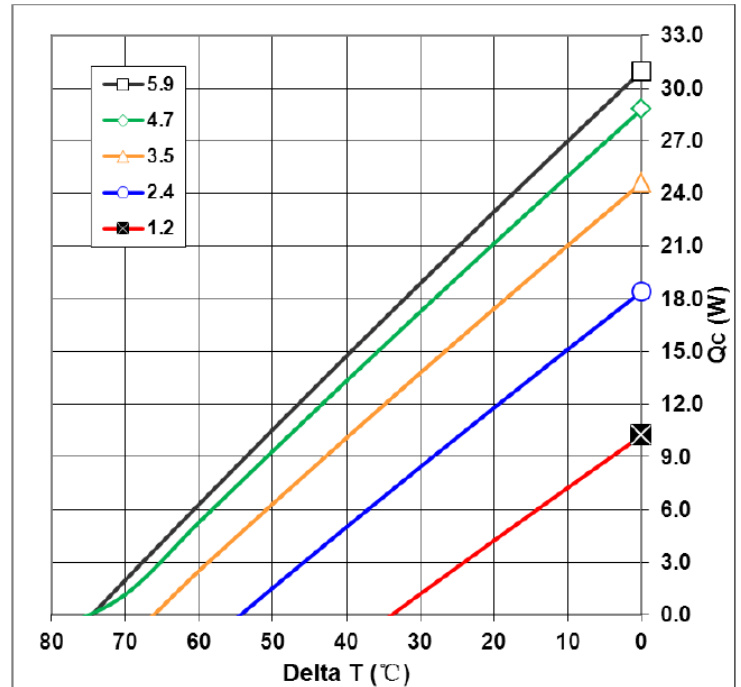
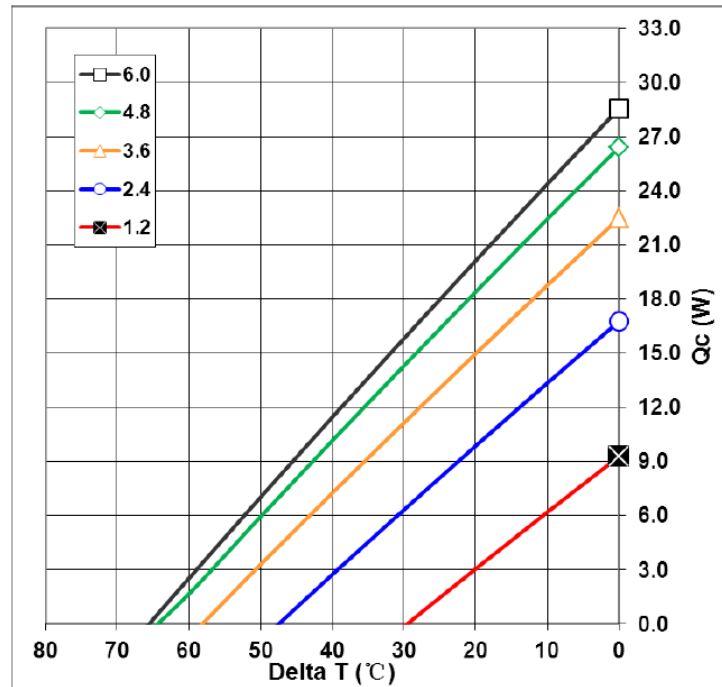
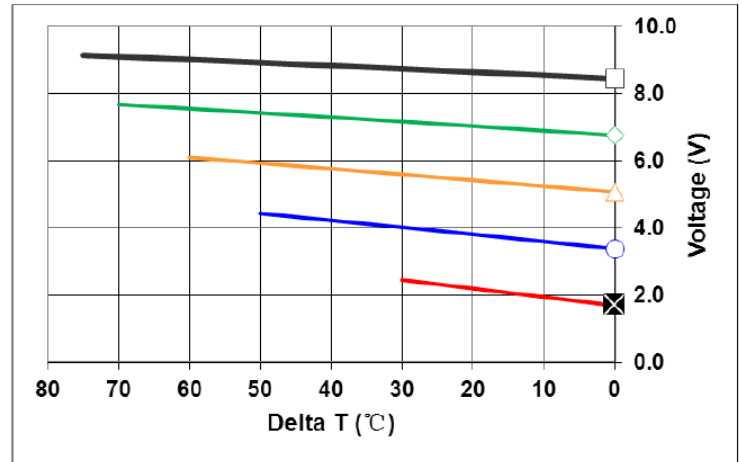


**Tolerances for thermal and electrical parameters ± 10%.

Performance Curves Th=25 °C



Performance Curves Th=50 °C



Wakefield-Vette reserves the right to change these specifications without notice

Mechanical Drawing:



Operation Tips:

- **Maximum Operating Temperature: 90°C**
- **Do not exceed I_{max} or V_{max} when operating module**
- **Please consult Wakefield-Vette for moisture and corrosion protection options as well as specific application inquiries**


Thermoelectric Cooler Performance Specifications



TEC-40-38-127

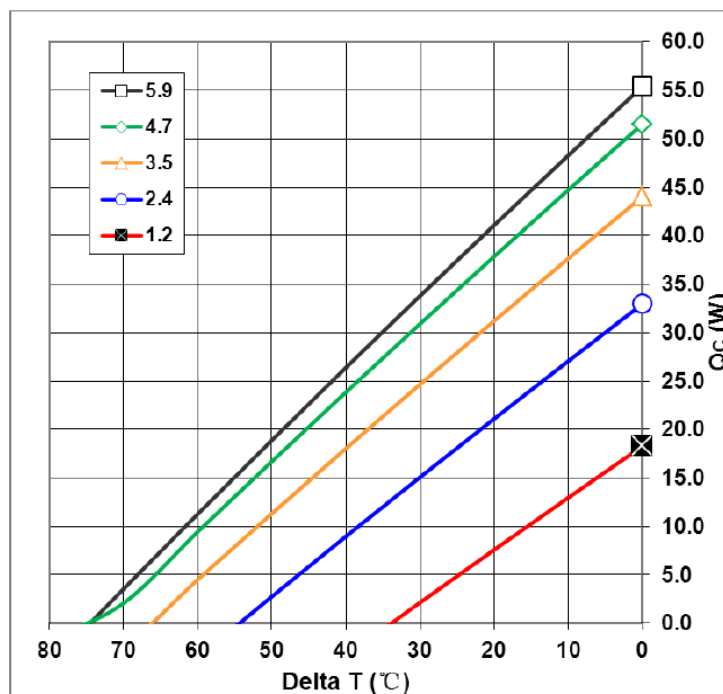
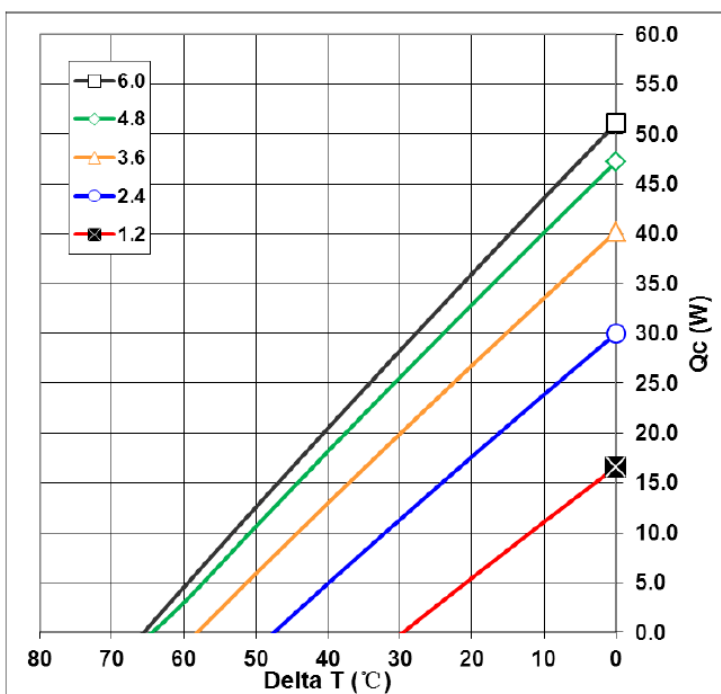
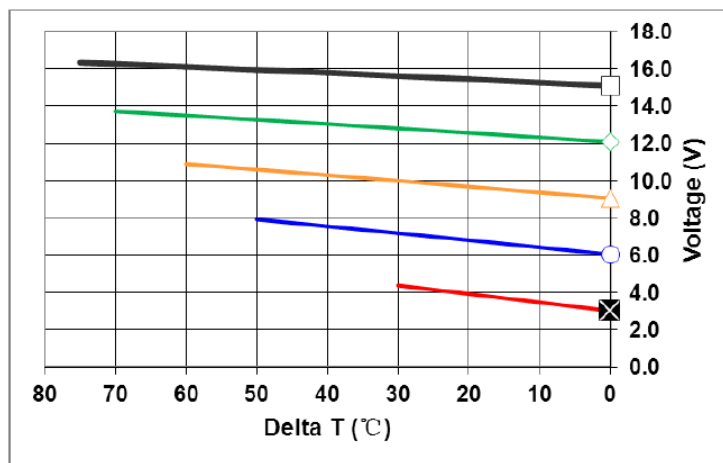
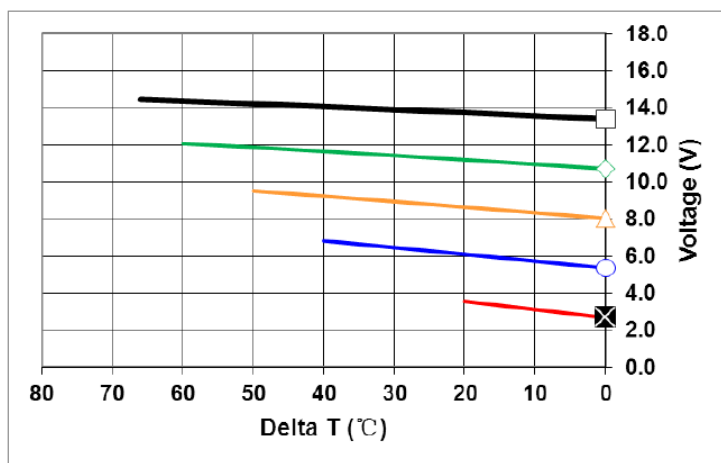
| Hot Side Temperature(°C) | 25 °C | 50 °C |
|--------------------------|-------|-------|
| Qmax (Watts) | 51.4 | 55 |
| Delta Tmax(°C) | 67 | 75 |
| I _{max} (Amps) | 6 | 6 |
| V _{max} (Volts) | 15.4 | 16.4 |
| Module Resistance(Ohms) | 2.25 | 2.54 |

**Tolerances for thermal and electrical parameters ± 10%.



Performance Curves Th=25 °C

Performance Curves Th=50 °C



Wakefield-Vette reserves the right to change these specifications without notice

Mechanical Drawing:



Operation Tips:


- **Maximum Operating Temperature: 90°C**
- **Do not exceed I_{max} or V_{max} when operating module**
- **Please consult Wakefield-Vette for moisture and corrosion protection options as well as specific application inquiries**

Thermoelectric Cooler Performance Specifications



TEC-20-33-31

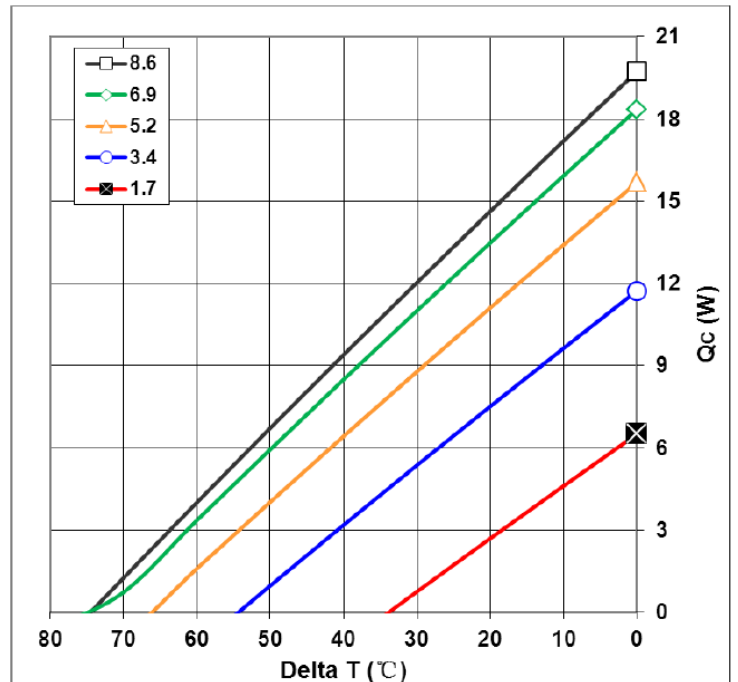
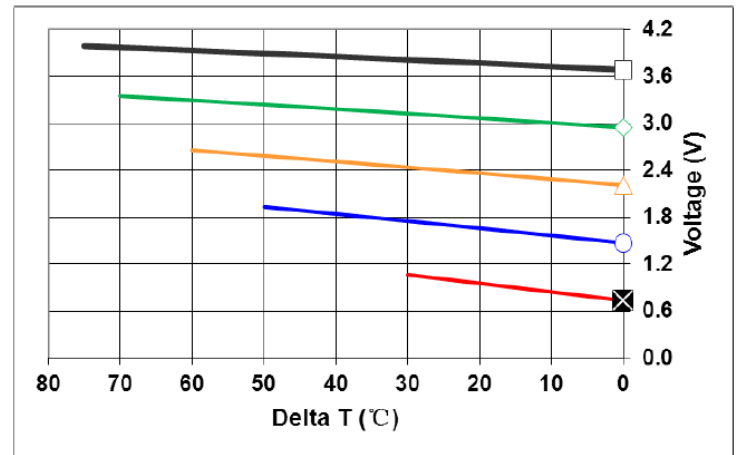
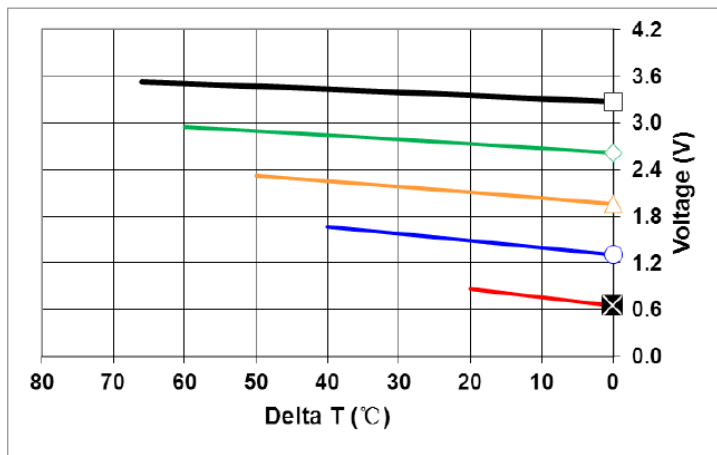
| Hot Side Temperature(°C) | 25 °C | 50 °C |
|--------------------------|-------|-------|
| Qmax (Watts) | 16.8 | 20.3 |
| Delta Tmax(°C) | 67 | 75 |
| I _{max} (Amps) | 8.5 | 8.5 |
| V _{max} (Volts) | 3.75 | 4.1 |
| Module Resistance(Ohms) | 0.38 | 0.42 |



**Tolerances for thermal and electrical parameters ± 10%.

Performance Curves Th=25 °C

Performance Curves Th=50 °C



Mechanical Drawing:



Operation Tips:


- **Maximum Operating Temperature: 90°C**
- **Do not exceed I_{max} or V_{max} when operating module**
- **Please consult Wakefield-Vette for moisture and corrosion protection options as well as specific application inquiries**

Thermoelectric Cooler Performance Specifications



TEC-30-33-71

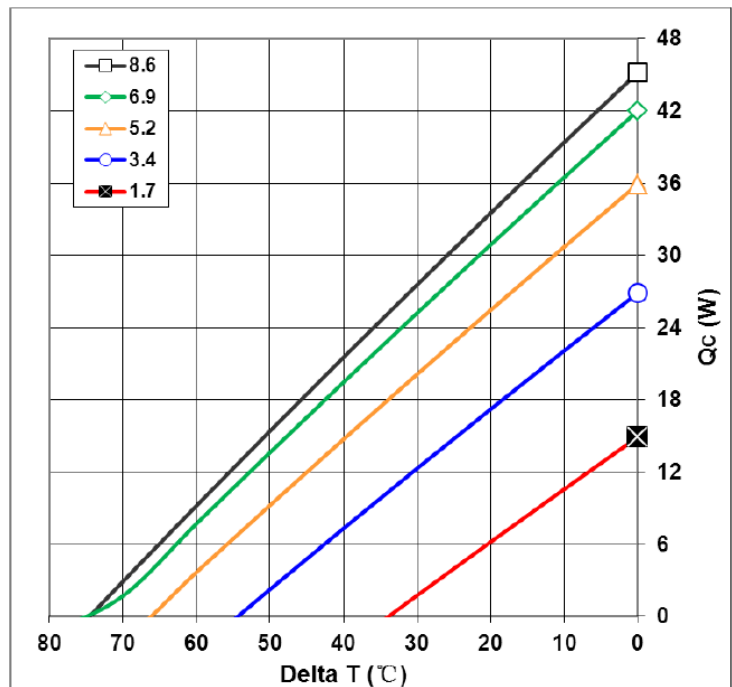
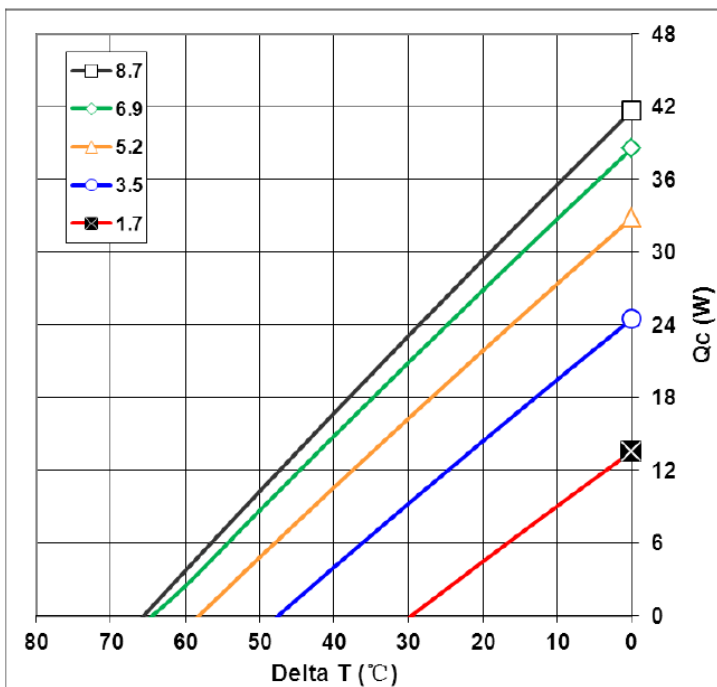
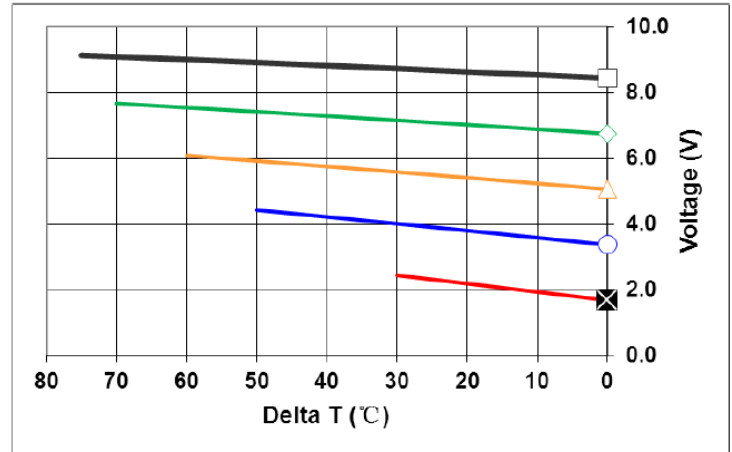
| Hot Side Temperature(°C) | 25 °C | 50 °C |
|--------------------------|-------|-------|
| Qmax (Watts) | 38.5 | 46 |
| Delta Tmax(°C) | 67 | 75 |
| I _{max} (Amps) | 8.5 | 8.5 |
| V _{max} (Volts) | 8.6 | 9.6 |
| Module Resistance(Ohms) | 0.86 | 0.97 |



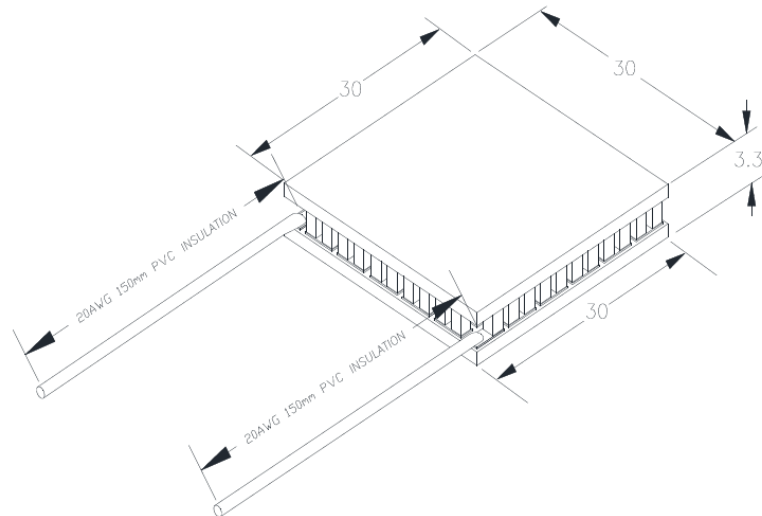
**Tolerances for thermal and electrical parameters ± 10%.

Performance Curves Th=25 °C

Performance Curves Th=50 °C



Mechanical Drawing:



Operation Tips:

- **Maximum Operating Temperature: 90°C**
- **Do not exceed I_{max} or V_{max} when operating module**
- **Please consult Wakefield-Vette for moisture and corrosion protection options as well as specific application inquiries**



Компания «ЭлектроПласт» предлагает заключение долгосрочных отношений при поставках импортных электронных компонентов на взаимовыгодных условиях!

Наши преимущества:

- Оперативные поставки широкого спектра электронных компонентов отечественного и импортного производства напрямую от производителей и с крупнейших мировых складов;
- Поставка более 17-ти миллионов наименований электронных компонентов;
- Поставка сложных, дефицитных, либо снятых с производства позиций;
- Оперативные сроки поставки под заказ (от 5 рабочих дней);
- Экспресс доставка в любую точку России;
- Техническая поддержка проекта, помощь в подборе аналогов, поставка прототипов;
- Система менеджмента качества сертифицирована по Международному стандарту ISO 9001;
- Лицензия ФСБ на осуществление работ с использованием сведений, составляющих государственную тайну;
- Поставка специализированных компонентов (Xilinx, Altera, Analog Devices, Intersil, Interpoint, Microsemi, Aeroflex, Peregrine, Syfer, Eurofarad, Texas Instrument, Miteq, Cobham, E2V, MA-COM, Hittite, Mini-Circuits, General Dynamics и др.);

Помимо этого, одним из направлений компании «ЭлектроПласт» является направление «Источники питания». Мы предлагаем Вам помощь Конструкторского отдела:

- Подбор оптимального решения, техническое обоснование при выборе компонента;
- Подбор аналогов;
- Консультации по применению компонента;
- Поставка образцов и прототипов;
- Техническая поддержка проекта;
- Защита от снятия компонента с производства.



Как с нами связаться

Телефон: 8 (812) 309 58 32 (многоканальный)

Факс: 8 (812) 320-02-42

Электронная почта: org@eplast1.ru

Адрес: 198099, г. Санкт-Петербург, ул. Калинина, дом 2, корпус 4, литера А.