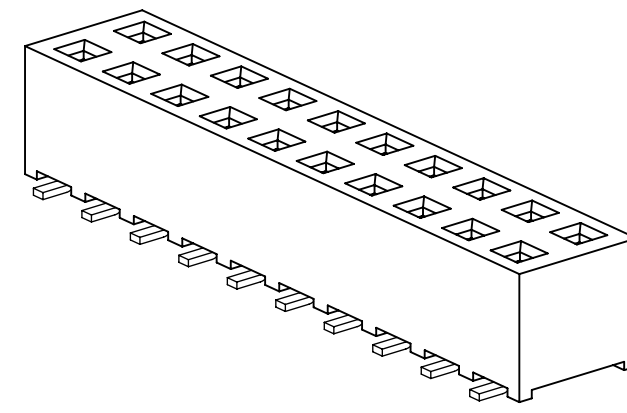


3M™ THROUGH-BOARD SOCKET, 96X SERIES
2.54MM X 2.54MM, LOW PROFILE SURFACE MOUNT



DUAL ROW, LOW PROFILE
SURFACE MOUNT VERSION
4.57MM TALL BODY
"9662XX"

- NOTES
- MATERIAL:
PLASTIC: HIGH TEMP LCP, UL94V-0
CONTACT: COPPER ALLOY.
 - REGULATORY INFORMATION:
ROHS COMPLIANT. SEE THE REGULATORY INFORMATION APPENDIX (RIA) IN THE "ROHS COMPLIANCE" SECTION OF WWW.3MCONNECTORS.COM FOR COMPLIANCE INFORMATION (RIA E1 & C1 APPLY).
 - IN THE EVENT OF CONFLICT BETWEEN THIS DATA AND THAT CONTAINED IN THE PRODUCT SPECIFICATION, THE PRODUCT SPECIFICATION TAKES PRECEDENT.
 - N = THE NUMBER OF CONTACTS.

3 PHYSICAL :

INSULATOR: HIGH TEMP THERMOPLASTIC
MATERIAL: HIGH TEMP THERMOPLASTIC
FLAMMABILITY: UL94V-0
COLOR: BLACK
CONTACT: COPPER ALLOY
MATERIAL: COPPER ALLOY
PLATING: NICKEL-OVERALL
UNDER PLATING: 1.27-2.54µm [50-100µ"]
WIPING AREA: GOLD FLASH
SOLDER TAILS: 1-3µm [40-118µ"] MATTE TIN

3 ELECTRICAL :

CURRENT RATING: 3A
INSULATION RESISTANCE: >5 X 10⁸ OHm AT 100V_{DC}
WITHSTANDING VOLTAGE: 1000V_{AC} AT 60s

3 MECHANICAL :

INSERTION FORCE: ≤ 3N PER PIN
EXTRACTION FORCE: ≥ 0.3N PER PIN
RETENTION FORCE: ≥ 7N PER PIN

3 ENVIRONMENTAL :

TEMPERATURE RATING: -55°C TO 125°C
PROCESSING TEMPERATURE: MAX. 260°C (PROFILE PER J-STD-020C)
MOISTURE SENSITIVITY LEVEL: 1 (PER J-STD-020C)

3 PACKING & STORING :

METHOD OF PACKING: TAPE AND REEL, OUTER BOX
STORING CONDITION: TEMPERATURE OF -10°C TO 40°C
BELOW 80% RELATIVE HUMIDITY

3M™ ELECTRONICS MATERIALS SOLUTIONS DIVISION
INTERCONNECT SOLUTIONS
<http://www.3mconnectors.com>

3M IS A TRADEMARK OF 3M COMPANY.
FOR TECHNICAL, SALES OR ORDERING
INFORMATION CALL 800-225-5373

DIMENSIONS: MM [INCH]

MM [INCH]		
TOLERANCE - UNLESS NOTED		
	X.	.X
MM	±.5	±.20
[INCH]	±.02	±.008
[] = DIM. FOR REFERENCE ONLY		

DESIGN REFERENCE	NEXT ASSEMBLY	REV	ECO	ISSUE DATE AND DESCRIPTION	DRFT	CHKD																		
CODES				CASTIGLIONE	JAN 12, 2015	MFG																		
DIVISION	DIVISION CODE	CHKD	DATE	APPRV	DATE																			
	EMSD		JAN 12, 2015	T. SUNIGA	JAN 12, 2015																			
DO NOT SCALE DRAWING	SCALE 4/1	TOLERANCES EXCEPT AS NOTED																						
THIRD ANGLE PROJECTION	INTERPRET PER ASME Y14.5 - 2009	<table border="1"> <tr> <th>TOLERANCES EXCEPT AS NOTED</th> <th>MILLIMETERS</th> </tr> <tr> <td>INCHES</td> <td>0 ±</td> </tr> <tr> <td></td> <td>.00 ±</td> </tr> <tr> <td></td> <td>.000 ±</td> </tr> <tr> <td></td> <td>.0000 ±</td> </tr> <tr> <td>MAX SURFACE ROUGHNESS</td> <td>0 ±</td> </tr> <tr> <td>DT SURFACES</td> <td>.00 ±</td> </tr> <tr> <td>MARKED ONLY</td> <td>.000 ±</td> </tr> <tr> <td>ANGLES</td> <td>0 ±</td> </tr> </table>		TOLERANCES EXCEPT AS NOTED	MILLIMETERS	INCHES	0 ±		.00 ±		.000 ±		.0000 ±	MAX SURFACE ROUGHNESS	0 ±	DT SURFACES	.00 ±	MARKED ONLY	.000 ±	ANGLES	0 ±	© 3M COPYR[IGHT] 2017 This document and the information it contains are 3M property and may not be reproduced or further distributed without 3M permission, or used or disclosed other than for 3M authorized purposes. All rights reserved.		
TOLERANCES EXCEPT AS NOTED	MILLIMETERS																							
INCHES	0 ±																							
	.00 ±																							
	.000 ±																							
	.0000 ±																							
MAX SURFACE ROUGHNESS	0 ±																							
DT SURFACES	.00 ±																							
MARKED ONLY	.000 ±																							
ANGLES	0 ±																							
TITLE				THRU-BOARD SKT, 2.54MM X 2.54MM, SURFACE MOUNT																				
CAGE NUMBER	SIZE	DRAWING NO.	REV.																					
D	96XX	78-5100-2652-5	A																					
MODEL	DET.	IS1s	YES	NO	SHT	1 OF 3																		

REVISION A
 DRAWING NUMBER 78-5100-2652-5
 DATE 3/6/2017 2:46 PM UTC-06:00

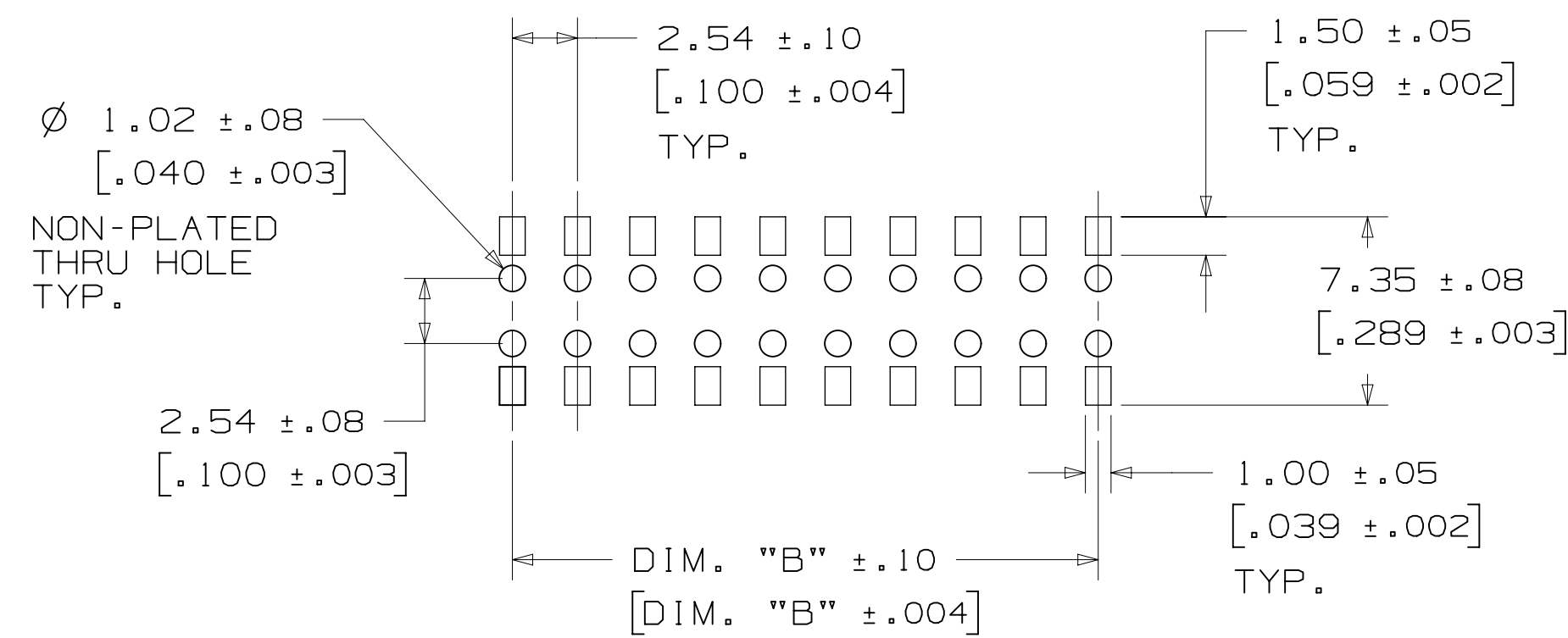
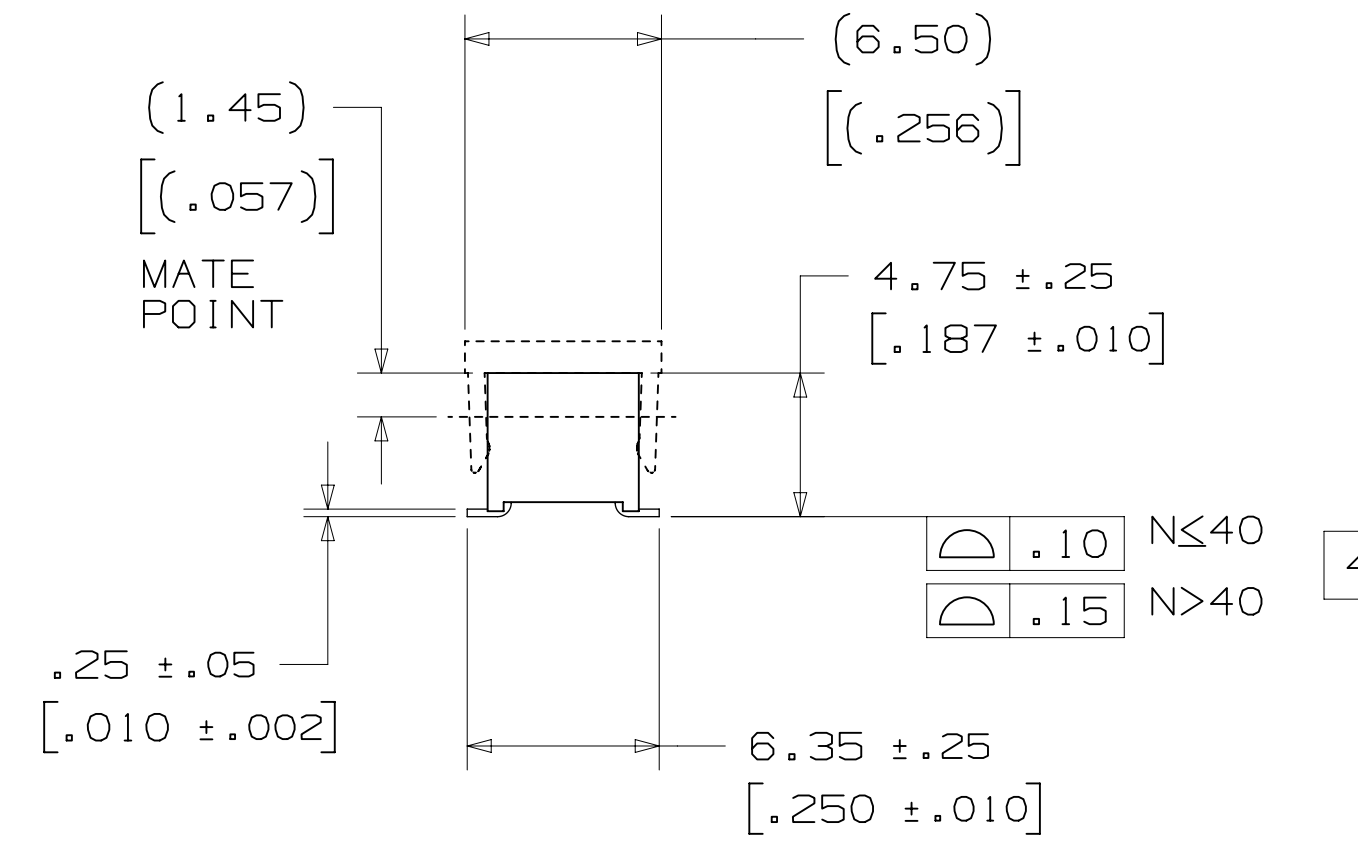
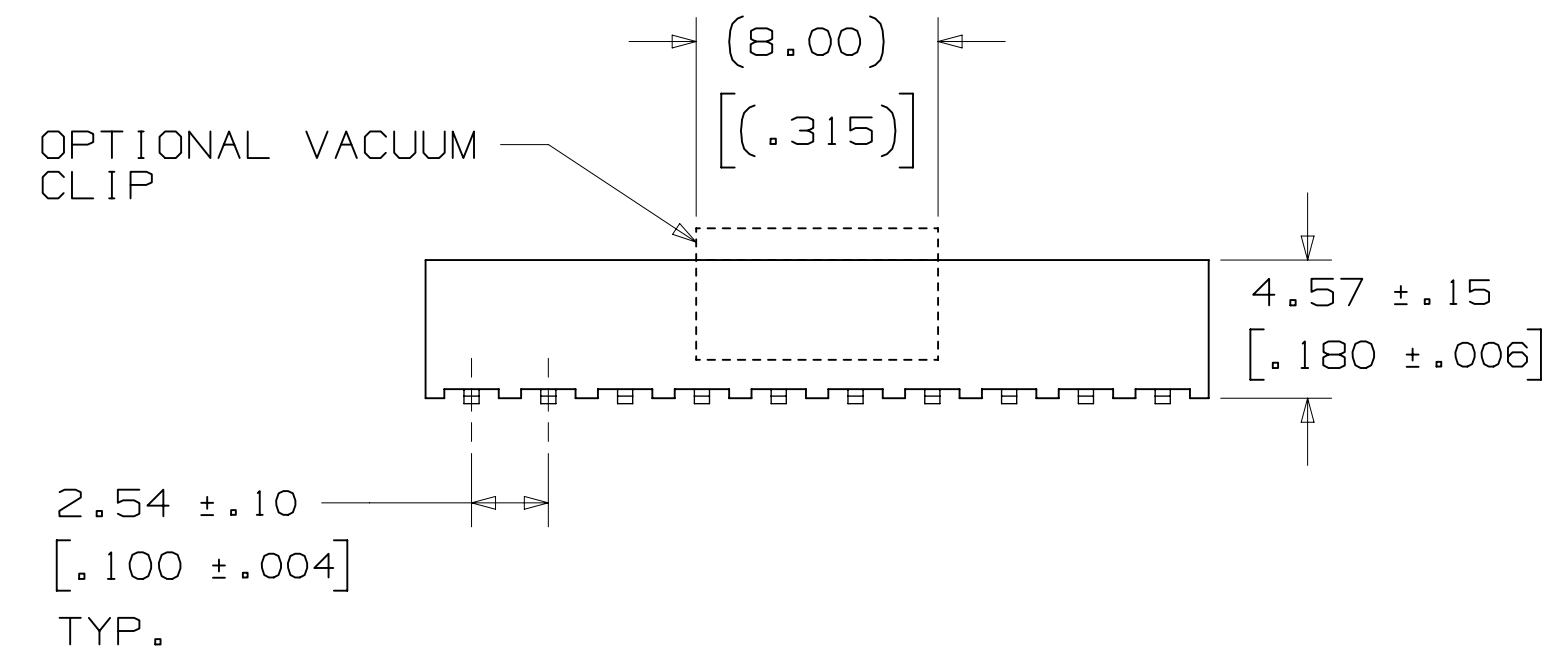
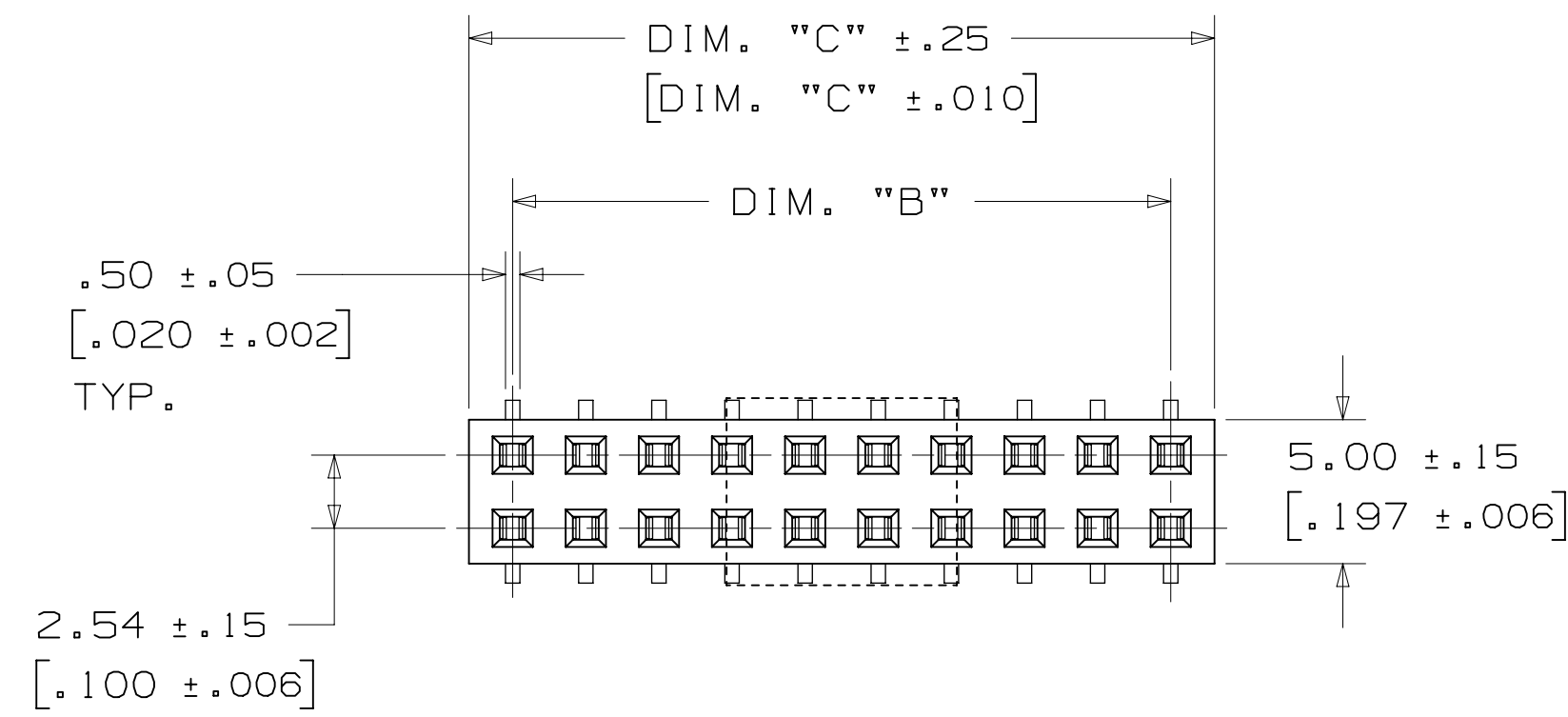
3M™ THROUGH-BOARD SOCKET, 96X SERIES
2.54MM X 2.54MM, LOW PROFILE SURFACE MOUNT

ORDERING INFORMATION
9662XX-2000-AR-XX

CONTACT QUANTITY:
04-60

PACKAGING:
TP = TUBE WITHOUT CLIP (04 TO 60 POS)
PT = TUBE WITH CLIP (10 TO 60 POS)
PR = TAPE AND REEL WITH CLIP (10 TO 60 POS)

PLATING:
AR = 1.27µM [50µIN] MIN. NICKEL ALL OVER
WIPING AREA: GOLD FLASH
SOLDER TAIL AREA: 1-3µM [40-118µIN] MIN. MATTE TIN



RECOMMENDED PC BOARD LAYOUT
(VIEWED FROM COMPONENT SIDE)

TABLE 1	
DIM. "A"	2.54 [.100] X (N/2)
DIM. "B"	2.54 [.100] X (N/2-1)
DIM. "C"	2.54 [.100] X (N/2) +.50
SEE NOTE 3	

TABLE 2							
CONTACT QTY.	10	12-16	18-24	26-34	36-44	46-56	58-60
TAPE WIDTH [MM]	24	32	44	56	72	88	104

DESIGN REFERENCE	NEXT ASSEMBLY	REV	ECO	ISSUE DATE AND DESCRIPTION	DRFT	CHKD
				A 72044 MAR 06, 2017	JNC	TS
REVISION ELECTRIC, MECHANICAL & ENVIRONMENTAL NOTES 2-2-17 REMOVED 4 CONNECTOR PRODUCTION RELEASE						
DIVISION CODES DIVISION DO NOT SCALE DRAWING THIRD ANGLE PROJECTION MAX SURFACE ROUGHNESS INTERPRET PER ASME Y14.5 - 2009 MARKED ONLY		SCALE 4 1 TOLERANCES EXCEPT AS NOTED INCHES .00 ± .000 ± .0000 ± MILLIMETERS 0 ± .00 ± .000 ± .000 ±		3M Center St. Paul, MN 55144 © 3M COPYRIGHT 2017 This document and the information it contains are 3M property and may not be reproduced or further distributed without 3M permission, or used or disclosed other than for 3M authorized purposes. All rights reserved.		
TITLE THRU-BOARD SKT, 2.54MM X 2.54MM, SURFACE MOUNT		CAGE NUMBER D 78-5100-2652-5		MODEL 96XX		

78-5100-2652-5 DRAWING NUMBER
 A REVISION
 A.7 3/6/2017 2:46 PM UTC-06:00

Technical Information: The technical information, recommendations and other statements contained in this document are based upon tests or experience that 3M believes are reliable, but the accuracy or completeness of such information is not guaranteed.

Product Use: Many factors beyond 3M's control and uniquely within user's knowledge and control can affect the use and performance of a 3M product in a particular application. Given the variety of factors that can affect the use and performance of a 3M product, user is solely responsible for evaluating the 3M product and determining whether it is fit for a particular purpose and suitable for user's method of application.

Warranty, Limited Remedy, and Disclaimer: Unless an additional warranty is specifically stated on the applicable 3M product packaging or product literature, 3M warrants that each 3M product meets the applicable 3M product specification at the time 3M ships the product. 3M MAKES NO OTHER WARRANTIES OR CONDITIONS, EXPRESS OR IMPLIED, INCLUDING, BUT NOT LIMITED TO, ANY IMPLIED WARRANTY OR CONDITION OF MERCHANTABILITY OR FITNESS FOR A PARTICULAR PURPOSE OR ANY IMPLIED WARRANTY OR CONDITION ARISING OUT OF A COURSE OF DEALING, CUSTOM OR USAGE OF TRADE. If the 3M product does not conform to this warranty, then the sole and exclusive remedy is, at 3M's option, replacement of the 3M product or refund of the purchase price.

Limitation of Liability: Except where prohibited by law, 3M will not be liable for any loss or damage arising from the 3M product, whether direct, indirect, special, incidental or consequential, regardless of the legal theory asserted, including warranty, contract, negligence or strict liability.

DESIGN REFERENCE	NEXT ASSEMBLY	REV	ECO	ISSUE DATE AND DESCRIPTION	DRFT	CHKD
DO NOT SCALE DRAWING	SCALE $\frac{2}{1}$	TOLERANCES EXCEPT AS NOTED		3M St. Paul, MN 55144 © 3M COPYRIGHT 2017 This document and the information it contains are 3M property and may not be reproduced or further distributed without 3M permission, or used or disclosed other than for 3M authorized purposes. All rights reserved.		
THIRD ANGLE PROJECTION	INTERPRET PER ASME Y14.5 - 2009	MILLIMETERS		THRU-BOARD SKT, 2.54MM X 2.54MM, SURFACE MOUNT		
MAX SURFACE ROUGHNESS	MARKED ONLY	CAGE NUMBER	SIZE	DRAWING NO.	REV.	
		D	96XX	78-5100-2652-5	A	
				ISSUES	YES <input type="checkbox"/> NO <input checked="" type="checkbox"/>	SHT 3 OF 3

78-5100-2652-5
DRAWING NUMBER

Imaged: A.7 3/6/2017 2:46 PM UTC-06:00



Компания «ЭлектроПласт» предлагает заключение долгосрочных отношений при поставках импортных электронных компонентов на взаимовыгодных условиях!

Наши преимущества:

- Оперативные поставки широкого спектра электронных компонентов отечественного и импортного производства напрямую от производителей и с крупнейших мировых складов;
- Поставка более 17-ти миллионов наименований электронных компонентов;
- Поставка сложных, дефицитных, либо снятых с производства позиций;
- Оперативные сроки поставки под заказ (от 5 рабочих дней);
- Экспресс доставка в любую точку России;
- Техническая поддержка проекта, помощь в подборе аналогов, поставка прототипов;
- Система менеджмента качества сертифицирована по Международному стандарту ISO 9001;
- Лицензия ФСБ на осуществление работ с использованием сведений, составляющих государственную тайну;
- Поставка специализированных компонентов (Xilinx, Altera, Analog Devices, Intersil, Interpoint, Microsemi, Aeroflex, Peregrine, Syfer, Eurofarad, Texas Instrument, Miteq, Cobham, E2V, MA-COM, Hittite, Mini-Circuits, General Dynamics и др.);

Помимо этого, одним из направлений компании «ЭлектроПласт» является направление «Источники питания». Мы предлагаем Вам помощь Конструкторского отдела:

- Подбор оптимального решения, техническое обоснование при выборе компонента;
- Подбор аналогов;
- Консультации по применению компонента;
- Поставка образцов и прототипов;
- Техническая поддержка проекта;
- Защита от снятия компонента с производства.



Как с нами связаться

Телефон: 8 (812) 309 58 32 (многоканальный)

Факс: 8 (812) 320-02-42

Электронная почта: org@eplast1.ru

Адрес: 198099, г. Санкт-Петербург, ул. Калинина, дом 2, корпус 4, литера А.