

# C&K SD Series Low Profile DIP Switches



H  
DIP

## Features/Benefits

- Low profile design saves space
- Thru-hole and surface mount models
- Tape and reel packaging available
- Sealed with top tape

## Typical Applications

- Address switch for industrial controls
- Logic switching for computers and peripherals
- Function controlling for numerous applications



## How To Order

Complete part numbers for SD Series are shown on pages H-7 thru H-8. All switches supplied in "OFF" position in rigid dispensing tubes or tape and reel packaging.

## Specifications

SWITCH FUNCTION: SPST - 2, 3, 4, 5, 6, 7, 8, 9, 10 & 12 positions

CONTACT RATING:

Carry: 100 mA @ 50 V DC max.

Switch: 0.1 mA @ 5 V DC min to 100 mA @ 25 V DC max.

MECHANICAL AND ELECTRICAL LIFE: 2,000 make-and-break cycles at full load, each circuit.

CONTACT RESISTANCE: Below 50 milliohms typ. initial @ 2-4 V DC, 100mA.

INSULATION RESISTANCE: 10<sup>9</sup> ohms min.

DIELECTRIC STRENGTH: 500 V RMS min. @ sea level between adjacent terminals.

STORAGE & OPERATING TEMPERATURE: -40°C to 85°C.

OPERATING TEMPERATURE: -20°C to 85°C.

PACKAGING: Thru-hole switches supplied in rigid dispensing tubes in full-tube quantities only: this may effect order quantity. Surface mount switches available in tape and reel packaging by added 'R' to end of part number; 1,000 pieces per reel. Switch position 1 denotes pin number 1. All switch actuators in 'OFF' position, standard.

## Materials

CASE & COVER: Thru-hole: polyester (PBT). Surface Mount: (PPA), flame retardant (UL 94V-0).

ACTUATOR: Nylon, flame retardant (UL 94V-0)

CONTACTS: Copper alloy with gold plate.

TERMINALS: Copper alloy with tin lead plate.

TERMINAL SEAL: All terminals insert molded.

TAPE SEAL: Polyester

**NOTE:** Specifications and materials listed above are for switches with standard options. For information on specific and custom switches, consult Customer Service Center.

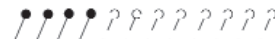
## Sealed Flush Actuator - With Top Tape, Thru-hole Terminals

Process sealed - withstands soldering and cleaning processes

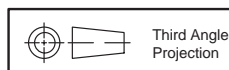


PART NUMBER	NO.POS.	DIM. 'A'	QUANTITY PER TUBE
<b>SD02H0K</b>	2	.258 (6,55)	85
<b>SD03H0K</b>	3	.358 (9,09)	60
<b>SD04H0K</b>	4	.458 (11,63)	45
<b>SD05H0K</b>	5	.558 (14,17)	40
<b>SD06H0K</b>	6	.658 (16,71)	30
<b>SD07H0K</b>	7	.758 (19,25)	25
<b>SD08H0K</b>	8	.858 (21,79)	25
<b>SD09H0K</b>	9	.958 (24,33)	20
<b>SD10H0K</b>	10	1.058 (26,87)	20
<b>SD12H0K</b>	12	1.258 (31,95)	15

Schematic



SPST



Dimensions are shown inch (mm)  
Dimensions subject to change

# C&K SD Series Low Profile DIP Switches

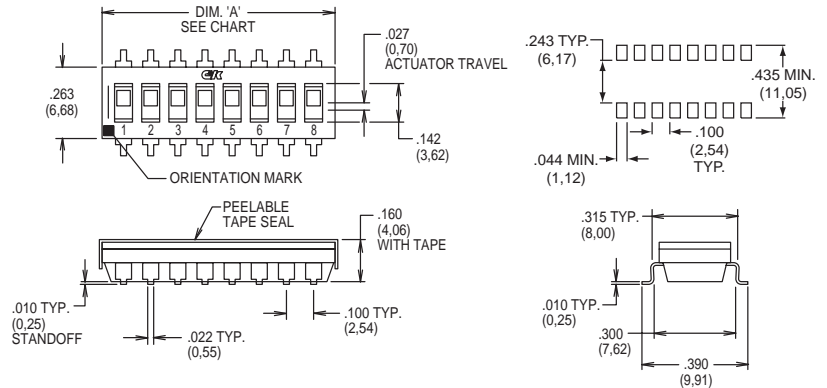
DIP I

## Sealed Flush Actuator – With Top Tape, Surface Mount Terminals

PART NUMBER	NO.POS.	DIM. 'A'	QUANTITY PER TUBE
SD02H0SK	2	.258 (6,55)	85
SD03H0SK	3	.358 (9,09)	60
SD04H0SK	4	.458 (11,63)	45
SD05H0SK	5	.558 (14,17)	40
SD06H0SK	6	.658 (16,71)	30
SD07H0SK	7	.758 (19,25)	25
SD08H0SK	8	.858 (21,79)	25
SD09H0SK	9	.958 (24,33)	20
SD10H0SK	10	1.058 (26,87)	20
SD12H0SK	12	1.258 (31,95)	15

Schematic

SPST

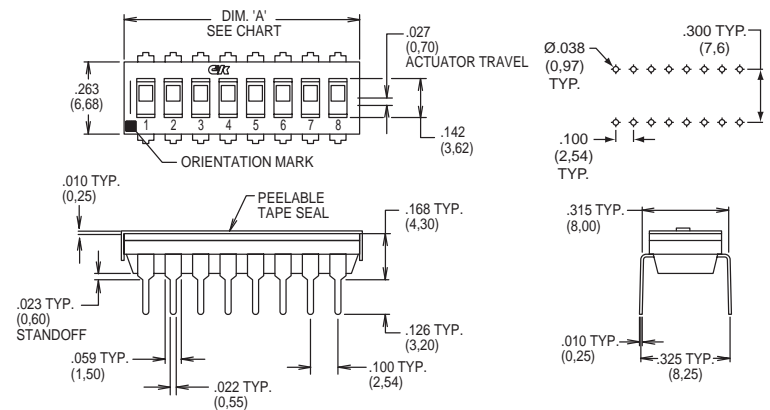


## Sealed Extended Actuator – With Top Tape, Thru-hole Terminals

PART NUMBER	NO.POS.	DIM. 'A'	QUANTITY PER TUBE
SD02H1K	2	.258 (6,55)	85
SD03H1K	3	.358 (9,09)	60
SD04H1K	4	.458 (11,63)	45
SD05H1K	5	.558 (14,17)	40
SD06H1K	6	.658 (16,71)	30
SD07H1K	7	.758 (19,25)	25
SD08H1K	8	.858 (21,79)	25
SD09H1K	9	.958 (24,33)	20
SD10H1K	10	1.058 (26,87)	20
SD12H1K	12	1.258 (31,95)	15

Schematic

SPST

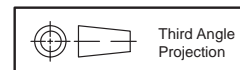
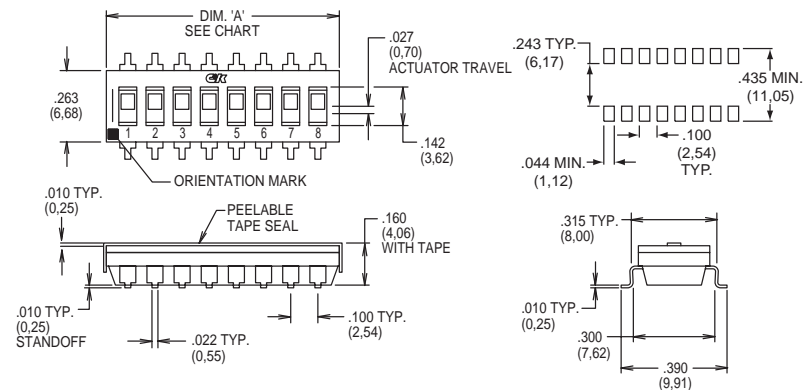


## Sealed Extended Actuator – With Top Tape, Surface Mount Terminals

PART NUMBER	NO.POS.	DIM. 'A'	QUANTITY PER TUBE
SD02H1SK	2	.258 (6,55)	85
SD03H1SK	3	.358 (9,09)	60
SD04H1SK	4	.458 (11,63)	45
SD05H1SK	5	.558 (14,17)	40
SD06H1SK	6	.658 (16,71)	30
SD07H1SK	7	.758 (19,25)	25
SD08H1SK	8	.858 (21,79)	25
SD09H1SK	9	.958 (24,33)	20
SD10H1SK	10	1.058 (26,87)	20
SD12H1SK	12	1.258 (31,95)	15

Schematic

SPST



# C&K SD Series Low Profile DIP Switches



H  
DIP

## TAPE & REEL PACKAGING - SURFACE MOUNT OPTIONS ONLY



PART NUMBER	DIM. 'W'	QUANTITY PER REEL
<b>SD02H0SKR</b>	.630 (16,0)	1000
<b>SD03H0SKR</b>	.630 (16,0)	1000
<b>SD04H0SKR</b>	.945 (24,0)	1000
<b>SD05H0SKR</b>	.945 (24,0)	1000
<b>SD06H0SKR</b>	1.26 (32,0)	1000
<b>SD07H0SKR</b>	1.26 (32,0)	1000
<b>SD08H0SKR</b>	1.73 (44,0)	1000
<b>SD09H0SKR</b>	1.73 (44,0)	1000
<b>SD10H0SKR</b>	1.73 (44,0)	1000
<b>SD12H0SKR</b>	1.73 (44,0)	1000

SWITCH NO.	DIM 'A' POCKET LENGTH @ BOTTOM	DIM 'B' POCKET LENGTH @ BOTTOM	DIM 'C' TAPE WIDTH	DIM 'D' POCKET DEPTH	DIM 'G' SPROCKET HOLE SPACING	DIM 'P' PITCH BETWEEN POCKETS
SD02	.413(10.5)	.315(8.0)	.630(16,0)	.177(4.5)	N/A	.472(12,0)
SD03	.406(10.3)	.406(10.3)	.630(16,0)	.193(4.9)	N/A	.472(12,0)
SD04	.429(10.9)	.476(12.1)	.954(24,0)	.177(4.5)	N/A	.472(12,0)
SD05	.406(10.3)	.602(15.3)	.954(24,0)	.177(4.5)	N/A	.472(12,0)
SD06	.406(10.3)	.701(17.8)	.954(24,0)	.177(4.5)	N/A	.472(12,0)
SD07	.406(10.3)	.803(20.4)	1.260(32,0)	.177(4.5)	1.118(28.4)	.472(12,0)
SD08	.406(10.3)	.854(21.7)	1.732(44,0)	.177(4.5)	1.591(40.4)	.472(12,0)
SD09	.406(10.3)	1.028(26.1)	1.732(44,0)	.177(4.5)	1.591(40.4)	.472(12,0)
SD10	.406(10.3)	1.055(26.8)	1.732(44,0)	.177(4.5)	1.591(40.4)	.472(12,0)
SD12	.406(10.3)	1.303(33.1)	1.732(44,0)	.177(4.5)	1.591(40.4)	.472(12,0)

### Reel Information

Outside diameter 13.00 (333,0)  
Pilot hole .512 (13,0)



Dimensions are shown inch (mm)  
Dimensions subject to change



Компания «ЭлектроПласт» предлагает заключение долгосрочных отношений при поставках импортных электронных компонентов на взаимовыгодных условиях!

Наши преимущества:

- Оперативные поставки широкого спектра электронных компонентов отечественного и импортного производства напрямую от производителей и с крупнейших мировых складов;
- Поставка более 17-ти миллионов наименований электронных компонентов;
- Поставка сложных, дефицитных, либо снятых с производства позиций;
- Оперативные сроки поставки под заказ (от 5 рабочих дней);
- Экспресс доставка в любую точку России;
- Техническая поддержка проекта, помощь в подборе аналогов, поставка прототипов;
- Система менеджмента качества сертифицирована по Международному стандарту ISO 9001;
- Лицензия ФСБ на осуществление работ с использованием сведений, составляющих государственную тайну;
- Поставка специализированных компонентов (Xilinx, Altera, Analog Devices, Intersil, Interpoint, Microsemi, Aeroflex, Peregrine, Syfer, Eurofarad, Texas Instrument, Miteq, Cobham, E2V, MA-COM, Hittite, Mini-Circuits, General Dynamics и др.);

Помимо этого, одним из направлений компании «ЭлектроПласт» является направление «Источники питания». Мы предлагаем Вам помощь Конструкторского отдела:

- Подбор оптимального решения, техническое обоснование при выборе компонента;
- Подбор аналогов;
- Консультации по применению компонента;
- Поставка образцов и прототипов;
- Техническая поддержка проекта;
- Защита от снятия компонента с производства.



#### Как с нами связаться

**Телефон:** 8 (812) 309 58 32 (многоканальный)

**Факс:** 8 (812) 320-02-42

**Электронная почта:** [org@eplast1.ru](mailto:org@eplast1.ru)

**Адрес:** 198099, г. Санкт-Петербург, ул. Калинина, дом 2, корпус 4, литера А.