


High Resolution Slotted Optical Switch



OPB847TX, OPB847TXV, OPB848TX, OPB848TXV

Features:

- Non-contact switching
- Apertured for high resolution
- Hermetically sealed components
- TX and TXV devices processed to MIL-PRF-19500



Description:

The **OPB847TX**, **OPB847TXV**, **OPB848TX** and **OPB848TXV** each consist of a gallium aluminum arsenide LED and a silicon phototransistor, which is soldered into a printed PCBoard and then mounted in a high-temperature plastic housing on opposite sides of a 0.10 inch (2.54 mm) wide slot. Both device types have a 0.025 inch by 0.060 inch (0.635 mm by 1.524 mm) aperture in front of the phototransistor for high resolution positioning sensing. Phototransistor switching takes place when an opaque object passes through the slot.

TX and TXV device components are processed to OPTEK's military screening program patterned after MIL-PRF-19500.

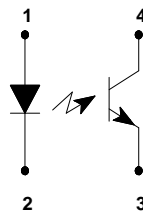
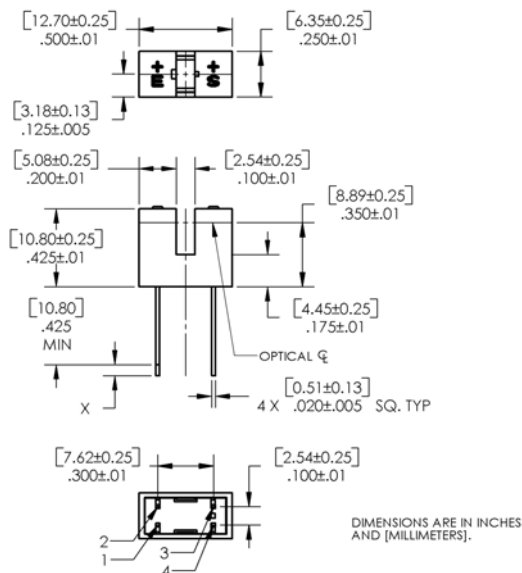
Please refer to Application Bulletins 208 and 210 for additional design information and reliability (degradation) data.

Contact your local representative or OPTEK for more information.

Applications:

- Non-contact object sensing
- Assembly line automation
- Machine automation
- Equipment safety
- Machine safety

Part Number	LED Peak Wavelength	Sensor	Slot Width / Depth	Aperture Emitter/Sensor	Lead Length / Spacing
OPB847TX	890 nm	Transistor	0.100" / 0.250"	0.025" / 0.025"	0.425" / 0.300"
OPB847TXV					
OPB848TX	890 nm	Transistor	0.100" / 0.250"	0.025" / 0.025"	0.425" / 0.300"
OPB848TXV					



Pin #	Description
1	Anode
2	Cathode
3	Emitter
4	Collector

General Note
TT Electronics reserves the right to make changes in product specification without notice or liability. All information is subject to TT Electronics' own data and is considered accurate at time of going to print.

OPTEK Technology, Inc.
1645 Wallace Drive, Carrollton, TX 75006 | Ph: +1 972 323 2200
www.optekinc.com | www.ttelectronics.com

High Resolution Slotted Optical Switch



OPB847TX, OPB847TXV, OPB848TX,
OPB848TXV

Absolute Maximum Ratings ($T_A = 25^\circ\text{C}$ unless otherwise noted)

Operating Temperature Range	-65° C to +125° C
Storage Temperature Range	-65° C to +150° C
Lead Soldering Temperature [1/16 inch (1.6 mm) from the case for 5 seconds with soldering iron]	260° C

Input Diode

Forward DC Current	50 mA
Reverse Voltage	2 V
Power Dissipation ⁽²⁾	100 mW

Output Phototransistor

Collector-Emitter Voltage	50 V
Emitter-Collector Voltage	7 V
Power Dissipation ⁽²⁾	100 mW

Electrical Characteristics ($T_A = 25^\circ\text{C}$ unless otherwise noted)

SYMBOL	PARAMETER	MIN	TYP	MAX	UNITS	TEST CONDITIONS
--------	-----------	-----	-----	-----	-------	-----------------

Input Diode

V_F	Forward Voltage ⁽⁴⁾	1.00	1.35	1.70	V	$I_F = 20\text{ mA}$
		1.20	1.55	1.90		$I_F = 20\text{ mA}, T_A = -55^\circ\text{C}$
		0.80	1.20	1.60		$I_F = 20\text{ mA}, T_A = 100^\circ\text{C}$
I_R	Reverse Current	-	0.10	100	μA	$V_R = 2\text{ V}$

Output Phototransistor

$V_{(BR)CEO}$	Collector-Emitter Breakdown Voltage	50	110	-	V	$I_C = 1\text{ mA}, I_F = 0$
$V_{(BR)ECO}$	Emitter-Collector Breakdown Voltage	7	10	-	V	$I_E = 100\ \mu\text{A}, I_F = 0$
$I_{C(OFF)}$	Collector-Emitter Dark Current	-	0.20	100	nA	$V_{CE} = 10\text{ V}, I_F = 0$
		-	10	100	μA	$V_{CE} = 10\text{ V}, I_F = 0, T_A = 100^\circ\text{C}$

Notes:

- (1) Duration can be extended to 10 seconds maximum when flow soldering.
- (2) Derate linearly 1.00 mW/° C above 25° C.
- (3) Methanol and isopropanol are recommended as cleaning agents.
- (4) Measurement is taken during the last 500 μs of a single 1.0 ms test pulse. Heating due to increased pulse rate or pulse width can cause change in measurement results.

High Resolution Slotted Optical Switch



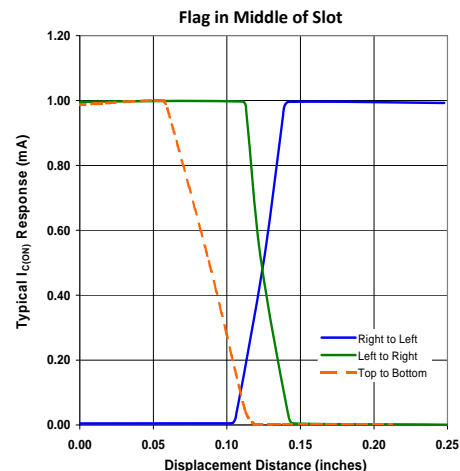
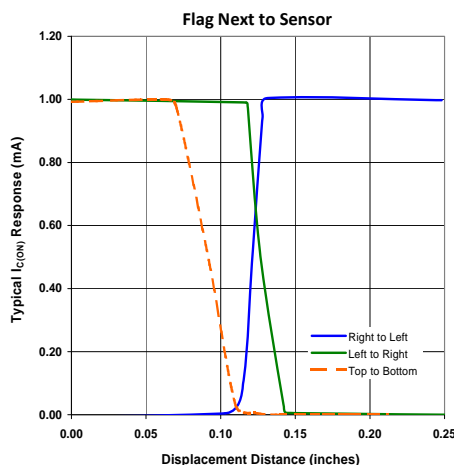
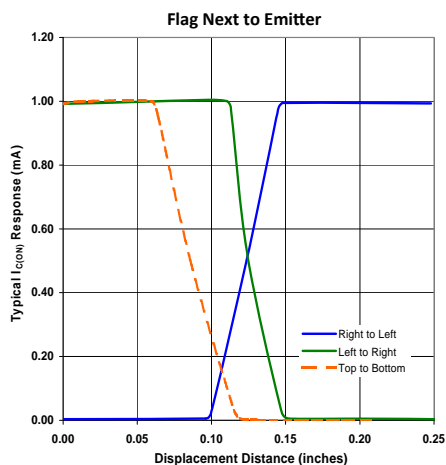
OPB847TX, OPB847TXV, OPB848TX,
OPB848TXV

Electrical Characteristics ($T_A = 25^\circ\text{C}$ unless otherwise noted)

SYMBOL	PARAMETER	MIN	TYP	MAX	UNITS	TEST CONDITIONS
Combined						
$I_{C(ON)}$	On-State Collector Current ⁽¹⁾					
	OPB847 (TX, TXV)	4.00	-	-	mA	$V_{CE} = 10\text{ V}, I_F = 20\text{ mA},$
	OPB847 (TX, TXV)	2.50	-	-		$V_{CE} = 10\text{ V}, I_F = 20\text{ mA}, T_A = -55^\circ\text{ C}$
	OPB847 (TX, TXV)	2.50	-	-		$V_{CE} = 10\text{ V}, I_F = 20\text{ mA}, T_A = 100^\circ\text{ C}$
	OPB848 (TX, TXV)	1.00	-	-		$V_{CE} = 10\text{ V}, I_F = 20\text{ mA},$
	OPB848 (TX, TXV)	0.60	-	-		$V_{CE} = 10\text{ V}, I_F = 20\text{ mA}, T_A = -55^\circ\text{ C}$
OPB848 (TX, TXV)	0.60	-	-	$V_{CE} = 10\text{ V}, I_F = 20\text{ mA}, T_A = 100^\circ\text{ C}$		
$V_{CE(SAT)}$	Collector-Emitter Saturation Voltage				V	
	OPB847 (TX, TXV) OPB848 (TX, TXV)	- -	0.20 0.20	0.30 0.30		$I_C = 2\text{ mA}, I_F = 20\text{ mA}$ $I_C = 500\text{ }\mu\text{A}, I_F = 20\text{ mA}$
t_r	Output Rise Time				μs	$V_{CC} = 10\text{ V}, I_F = 20\text{ mA}, R_L = 1000\Omega$
	OPB847 (TX, TXV) OPB848 (TX, TXV)		12 8	20 15		
t_f	Output Fall Time					
	OPB847 (TX, TXV) OPB848 (TX, TXV)		12 8	20 15		

Notes:

- (1) Measurement is taken during the last 500 μs of a single 1.0 ms test pulse. Heating due to increased pulse rate or pulse width can cause change in measurement results.



General Note
TT Electronics reserves the right to make changes in product specification without notice or liability. All information is subject to TT Electronics' own data and is considered accurate at time of going to print.

OPTEK Technology, Inc.
1645 Wallace Drive, Carrollton, TX 75006 | Ph: +1 972 323 2200
www.optekinc.com | www.ttelectronics.com



Компания «ЭлектроПласт» предлагает заключение долгосрочных отношений при поставках импортных электронных компонентов на взаимовыгодных условиях!

Наши преимущества:

- Оперативные поставки широкого спектра электронных компонентов отечественного и импортного производства напрямую от производителей и с крупнейших мировых складов;
- Поставка более 17-ти миллионов наименований электронных компонентов;
- Поставка сложных, дефицитных, либо снятых с производства позиций;
- Оперативные сроки поставки под заказ (от 5 рабочих дней);
- Экспресс доставка в любую точку России;
- Техническая поддержка проекта, помощь в подборе аналогов, поставка прототипов;
- Система менеджмента качества сертифицирована по Международному стандарту ISO 9001;
- Лицензия ФСБ на осуществление работ с использованием сведений, составляющих государственную тайну;
- Поставка специализированных компонентов (Xilinx, Altera, Analog Devices, Intersil, Interpoint, Microsemi, Aeroflex, Peregrine, Syfer, Eurofarad, Texas Instrument, Miteq, Cobham, E2V, MA-COM, Hittite, Mini-Circuits, General Dynamics и др.);

Помимо этого, одним из направлений компании «ЭлектроПласт» является направление «Источники питания». Мы предлагаем Вам помощь Конструкторского отдела:

- Подбор оптимального решения, техническое обоснование при выборе компонента;
- Подбор аналогов;
- Консультации по применению компонента;
- Поставка образцов и прототипов;
- Техническая поддержка проекта;
- Защита от снятия компонента с производства.



Как с нами связаться

Телефон: 8 (812) 309 58 32 (многоканальный)

Факс: 8 (812) 320-02-42

Электронная почта: org@eplast1.ru

Адрес: 198099, г. Санкт-Петербург, ул. Калинина, дом 2, корпус 4, литера А.