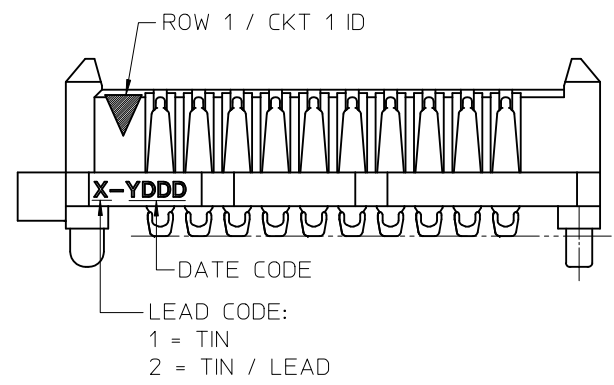
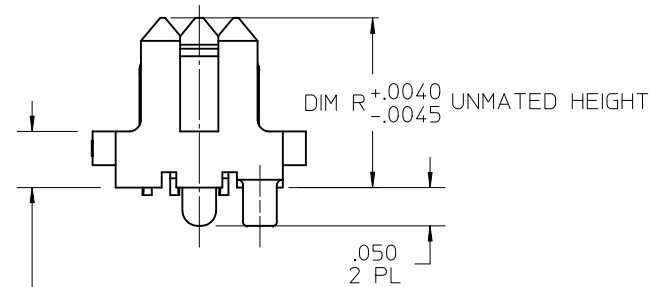


- NOTES:
- MATERIALS: HOUSING: LCP, UL94V-0, BLACK
CONTACTS: COPPER ALLOY
SOLDER CHARGE: SEE CHART
 - FINISH: ALL OPTIONS - SELECT GOLD IN CONTACT AREA: 30 MI MIN
OPTIONS 2.0 & 2.5: SELECT GOLD FLASH IN TAIL, 7 MI MIN
OPTIONS 3.0 THRU 7.0: SELECT TIN IN TAIL, 50 MI MIN
ALL OPTIONS - OVER NICKEL
 - PRODUCT SPECIFICATION: PS-45970-001
 - PACKAGING SPECIFICATION: PK-45970-002
 - MATES WITH SEARAY RECPT ASSEMBLY 46557
 - APPLICATION SPECIFICATION: AS-45970-001
 - COSMETIC SPECIFICATION: PS-45499-002 CLASS B
 - PART STATUS: CONTACT MOLEX

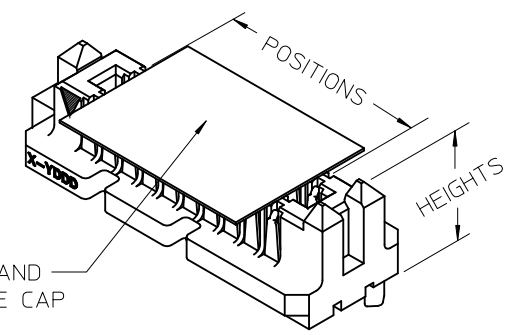
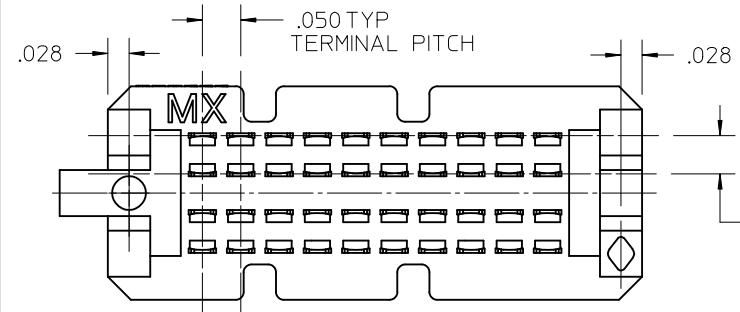


SEE TABLE
ACROSS ALL
SOLDER
CHARGES



DIM P
REF ONLY
MATED STACK
HEIGHT
(MILLIMETERS)

POSITIONS	DIM G	
10	.696	.006
15	.946	.006
20	1.196	.006
25	1.446	.006
30	1.696	.006
35	1.946	.006
40	2.196	.006
45	2.446	.009
50	2.696	.009



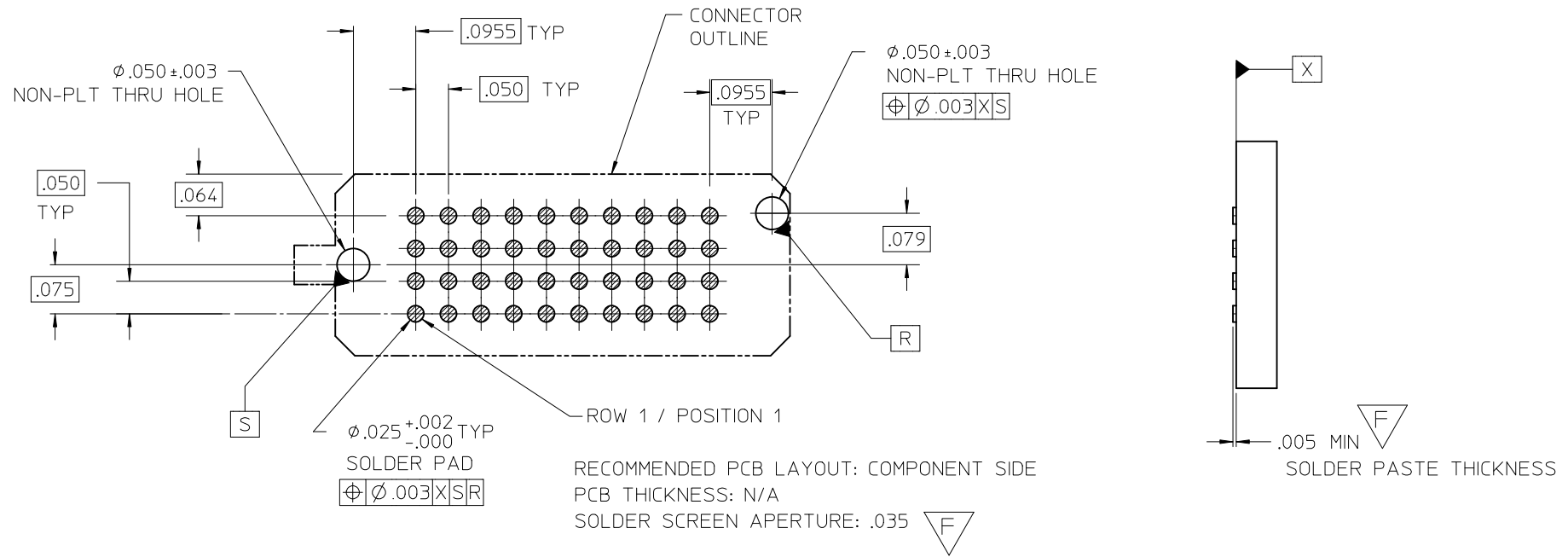
REV NOTE 2
EC NO: UCP2012-3461
DRWN: TREGORI 2012/04/20
CHKD: JCOMERCI
APPR: JCOMERCI 2012/04/20

GENERAL TOLERANCES (UNLESS SPECIFIED)	
mm	INCH
4 PLACES	± .005
3 PLACES	± .005
2 PLACES	± .005
1 PLACE	± .005
ANGULAR ± 1/2°	

DRAFT WHERE APPLICABLE
MUST REMAIN
WITHIN DIMENSIONS

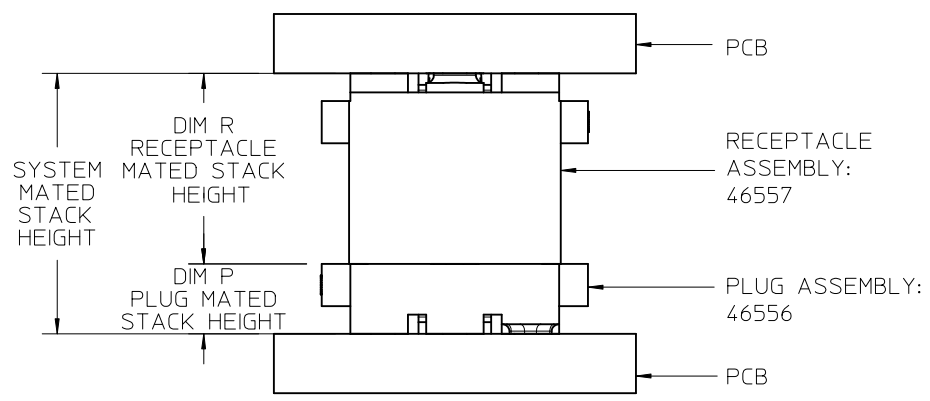
DIMENSION STYLE INCH ONLY	
DRAWN BY	DATE
TGREGORI	2007/05/17
CHECKED BY	DATE
JCOMERCI	2007/05/17
APPROVED BY	DATE
JCOMERCI	2010/03/05
MATERIAL NO.	
SEE CHART	
SIZE	A

SCALE	DESIGN UNITS	THIRD ANGLE PROJECTION
4:1	INCH	
SEARAY SLIM PLUG ASSEMBLY .050 PITCH		
MOLEX INCORPORATED		
DOCUMENT NO.		SHEET NO.
SD-46556-001		1 OF 4



		DIM R RECEPTACLE STACK HEIGHT					
		MM	5.0	6.0	6.5	7.5	8.0
DIM P PLUG STACK HEIGHT	2.0	7.0	8.0	8.5	9.5	10.0	11.0
	3.0	8.0	9.0	9.5	10.5	11.0	11.0
	3.5	8.5	9.5	10.0	11.0	11.5	11.5
	2.5	7.5	8.5	9.0	10.0	10.5	10.5
	4.5	9.5	10.5	11.0	12.0	12.5	12.5
	5.0	10.0	11.0	11.5	12.5	13.0	13.0
	7.0	12.0	13.0	13.5	14.5	15.0	15.0

STACK HEIGHTS GIVEN IN MM FOR REF ONLY



SEE SHEET 1
 EC NO: UCP2012-3461
 DRWN: TGREGOR I 2012/04/20
 CHKD: JCOMERC I
 APPR: JCOMERC I 2012/04/20
 DESCRIPTION

GENERAL TOLERANCES (UNLESS SPECIFIED)	
	mm INCH
4 PLACES	± .005 ± .005
3 PLACES	± .005 ± .005
2 PLACES	± .005 ± .005
1 PLACE	± .005 ± .005
ANGULAR ± 1/2°	
DRAFT WHERE APPLICABLE MUST REMAIN WITHIN DIMENSIONS	

DIMENSION STYLE INCH ONLY	
DRAWN BY	DATE
TGREGOR I	2007/05/17
CHECKED BY	DATE
JCOMERC I	2007/05/17
APPROVED BY	DATE
JCOMERC I	2010/03/05
MATERIAL NO.	
SEE CHART	

SCALE 4:1	DESIGN UNITS INCH	THIRD ANGLE PROJECTION
TITLE SEARAY SLIM PLUG ASSEMBLY .050 PITCH		
MOLEX INCORPORATED		
DOCUMENT NO. SD-46556-001	SHEET NO. 2 OF 4	

	6	5	4	3	2	1	
DIM P	2.0 MM	3.0 MM	3.5 MM	2.5 MM	4.5 MM	5.0 MM	7.0 MM
DIM R: HOUSING HEIGHT:	.221	.260	.280	.241	.319	.339	.418
D POSITIONS	MATERIAL NO	MATERIAL NO	MATERIAL NO	MATERIAL NO	MATERIAL NO	MATERIAL NO	MATERIAL NO
10	46556-1145	46556-1245	46556-1345	46556-1445	46556-1545	46556-1645	46556-1745
20	46556-2145	46556-2245	46556-2345	46556-2445	46556-2545	46556-2645	46556-2745
30	46556-3145	46556-3245	46556-3345	46556-3445	46556-3545	46556-3645	46556-3745
40	46556-4145	46556-4245	46556-4345	46556-4445	46556-4545	46556-4645	46556-4745
50	46556-5145	46556-5245	46556-5345	46556-5445	46556-5545	46556-5645	46556-5745
C 15	46556-6145	46556-6245	46556-6345	46556-6445	46556-6545	46556-6645	46556-6745
25	46556-7145	46556-7245	46556-7345	46556-7445	46556-7545	46556-7645	46556-7745
35	46556-8145	46556-8245	46556-8345	46556-8445	46556-8545	46556-8645	46556-8745
45	46556-9145	46556-9245	46556-9345	46556-9445	46556-9545	46556-9645	46556-974

NOTES:
1. THIS SHEET CONTAINS THE FOLLOWING OPTIONS
SOLDER CHARGE: TIN, 95.5/ Ag 3.8/ Cu 0.7

SEE SHEET 1 EC NO: UCP2012-3461 DRWN: TGREGORI 2012/04/20 CHKD: APPR: JCOMERCI 2012/04/20 REV DESCRIPTION	GENERAL TOLERANCES (UNLESS SPECIFIED)		DIMENSION STYLE INCH ONLY		SCALE 1:1	DESIGN UNITS INCH	THIRD ANGLE PROJECTION		
		mm	INCH	DRAWN BY TGREGORI	DATE 2007/05/17	TITLE SEARAY SLIM PLUG ASSEMBLY .050 PITCH			
	4 PLACES	± ---	± ---	CHECKED BY JCOMERCI	DATE 2007/05/17				
	3 PLACES	± ---	± .005	APPROVED BY JCOMERCI	DATE 2010/03/05	MOLEX INCORPORATED DOCUMENT NO. SD-46556-001 SHEET NO. 3 OF 4			
	2 PLACES	± ---	± ---	MATERIAL NO. SEE CHART					
1 PLACE	± ---	± ---	DRAFT WHERE APPLICABLE MUST REMAIN WITHIN DIMENSIONS		SIZE A THIS DRAWING CONTAINS INFORMATION THAT IS PROPRIETARY TO MOLEX INCORPORATED AND SHOULD NOT BE USED WITHOUT WRITTEN PERMISSION				

	6	5	4	3	2	1	
DIM P	2.0 MM	3.0 MM	3.5 MM	2.5 MM	4.5 MM	5.0 MM	7.0 MM
DIM R: HOUSING HEIGHT:	.221	.260	.280	.241	.319	.339	.418
D POSITIONS	MATERIAL NO	MATERIAL NO	MATERIAL NO	MATERIAL NO	MATERIAL NO	MATERIAL NO	MATERIAL NO
10	46556-1147	46556-1247	46556-1347	46556-1447	46556-1547	46556-1647	46556-1747
20	46556-2147	46556-2247	46556-2347	46556-2447	46556-2547	46556-2647	46556-2747
30	46556-3147	46556-3247	46556-3347	46556-3447	46556-3547	46556-3647	46556-3747
40	46556-4147	46556-4247	46556-4347	46556-4447	46556-4547	46556-4647	46556-4747
50	46556-5147	46556-5247	46556-5347	46556-5447	46556-5547	46556-5647	46556-5747
C 15	46556-6147	46556-6247	46556-6347	46556-6447	46556-6547	46556-6647	46556-6747
25	46556-7147	46556-7247	46556-7347	46556-7447	46556-7547	46556-7647	46556-7747
35	46556-8147	46556-8247	46556-8347	46556-8447	46556-8547	46556-8647	46556-8747
45	46556-9147	46556-9247	46556-9347	46556-9447	46556-9547	46556-9647	46556-9747

NOTES:
1. THIS SHEET CONTAINS THE FOLLOWING OPTIONS
SOLDER CHARGE: TIN / LEAD, 63/Pb 37

SEE SHEET 1 EC NO: UCP2012-3461 DRWN: TGREGOR I 2012/04/20 CHKD: APPR: JCOMERC I 2012/04/20 REV DESCRIPTION	GENERAL TOLERANCES (UNLESS SPECIFIED)		DIMENSION STYLE INCH ONLY		SCALE 1:1	DESIGN UNITS INCH	THIRD ANGLE PROJECTION			
		mm	INCH	DRAWN BY TGREGOR I	DATE 2007/05/17	TITLE SEARAY SLIM PLUG ASSEMBLY .050 PITCH				
	4 PLACES	± ---	± ---	CHECKED BY JCOMERC I	DATE 2007/05/17					
	3 PLACES	± ---	± .005	APPROVED BY JCOMERC I		DATE 2010/03/05	MOLEX INCORPORATED			
	2 PLACES	± ---	± ---	MATERIAL NO.		DOCUMENT NO. SD-46556-001				
1 PLACE	± ---	± ---	DRAFT WHERE APPLICABLE MUST REMAIN WITHIN DIMENSIONS		SIZE A THIS DRAWING CONTAINS INFORMATION THAT IS PROPRIETARY TO MOLEX INCORPORATED AND SHOULD NOT BE USED WITHOUT WRITTEN PERMISSION					



Компания «ЭлектроПласт» предлагает заключение долгосрочных отношений при поставках импортных электронных компонентов на взаимовыгодных условиях!

Наши преимущества:

- Оперативные поставки широкого спектра электронных компонентов отечественного и импортного производства напрямую от производителей и с крупнейших мировых складов;
- Поставка более 17-ти миллионов наименований электронных компонентов;
- Поставка сложных, дефицитных, либо снятых с производства позиций;
- Оперативные сроки поставки под заказ (от 5 рабочих дней);
- Экспресс доставка в любую точку России;
- Техническая поддержка проекта, помощь в подборе аналогов, поставка прототипов;
- Система менеджмента качества сертифицирована по Международному стандарту ISO 9001;
- Лицензия ФСБ на осуществление работ с использованием сведений, составляющих государственную тайну;
- Поставка специализированных компонентов (Xilinx, Altera, Analog Devices, Intersil, Interpoint, Microsemi, Aeroflex, Peregrine, Syfer, Eurofarad, Texas Instrument, Miteq, Cobham, E2V, MA-COM, Hittite, Mini-Circuits, General Dynamics и др.);

Помимо этого, одним из направлений компании «ЭлектроПласт» является направление «Источники питания». Мы предлагаем Вам помощь Конструкторского отдела:

- Подбор оптимального решения, техническое обоснование при выборе компонента;
- Подбор аналогов;
- Консультации по применению компонента;
- Поставка образцов и прототипов;
- Техническая поддержка проекта;
- Защита от снятия компонента с производства.



Как с нами связаться

Телефон: 8 (812) 309 58 32 (многоканальный)

Факс: 8 (812) 320-02-42

Электронная почта: org@eplast1.ru

Адрес: 198099, г. Санкт-Петербург, ул. Калинина, дом 2, корпус 4, литера А.