


## 20A, 200V High Power Density Ultra Fast Rectifier

### FEATURES

- Dual rectifier construction, positive center-tap
- Ultrafast recovery time
- Low reverse recovery current
- Low forward voltage
- Reduces switching losses
- Reduces conduction losses
- Low thermal resistance ideal solution for high operation temperature
- Compliant to RoHS Directive 2011/65/EU and in accordance to WEEE 2002/96/EC
- Halogen-free according to IEC 61249-2-21



### MECHANICAL DATA

**Case:** TO-247AD (TO-3P)

Molding compound, UL flammability classification rating 94V-0

Part no. with suffix "H" means AEC-Q101 qualified

Packing code with suffix "G" means green compound (halogen-free)

**Terminal:** Matte tin plated leads, solderable per JESD22-B102

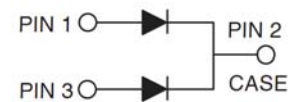
Meet JESD 201 class 2 whisker test

**Polarity:** As marked

**Mounting torque:** Maximum 1.13 Nm (10 lbf-in)

**Weight:** 6.1g (approximately)

### TO-247AD (TO-3P)



MAXIMUM RATINGS AND ELECTRICAL CHARACTERISTICS (T <sub>A</sub> =25°C unless otherwise noted)			
PARAMETER	SYMBOL	UG2004PT	UNIT
Maximum repetitive peak reverse voltage	V <sub>RRM</sub>	200	V
Maximum RMS voltage	V <sub>RMS</sub>	140	V
Maximum DC blocking voltage	V <sub>DC</sub>	200	V
Maximum average forward rectified current	I <sub>F(AV)</sub>	20	A
Peak forward surge current, 8.3 ms single half sine-wave superimposed on rated load	I <sub>FSM</sub>	200	A
Maximum instantaneous forward voltage (Note 1) I <sub>F</sub> = 10 A	V <sub>F</sub>	0.93	V
Maximum reverse current @ rated VR	I <sub>R</sub>	200	μA
Maximum reverse recovery time (Note 2)	t <sub>rr</sub>	25	ns
Typical thermal resistance	R <sub>θJC</sub>	1.5	°C/W
Operating junction temperature range	T <sub>J</sub>	- 55 to +175	°C
Storage temperature range	T <sub>STG</sub>	- 55 to +175	°C

Note 1: Pulse test with PW=300 μs, 1% duty cycle

Note 2: Reverse Recovery Test Conditions: I<sub>F</sub>=0.5A, I<sub>R</sub>=1.0A, I<sub>RR</sub>=0.25A.

**ORDERING INFORMATION**

PART NO.	PART NO. SUFFIX	PACKING CODE	PACKING CODE SUFFIX (*)	PACKAGE	PACKING
UG2004PT	H	C0	G	ITO-220AB	50 / Tube

\*: Optional available

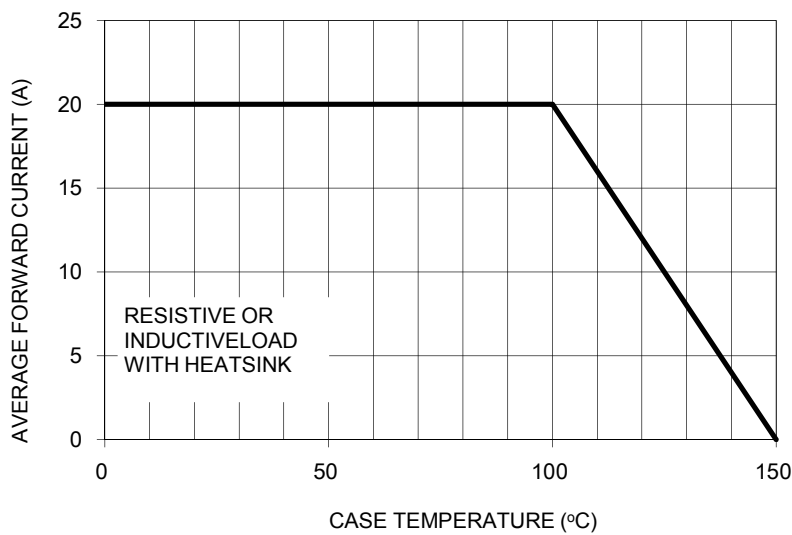
**EXAMPLE**

PREFERRED P/N	PART NO.	PART NO. SUFFIX	PACKING CODE	PACKING CODE SUFFIX	DESCRIPTION
UG2004PTH0G	UG2004PT	H	C0	G	AEC-Q101 qualified Green compound

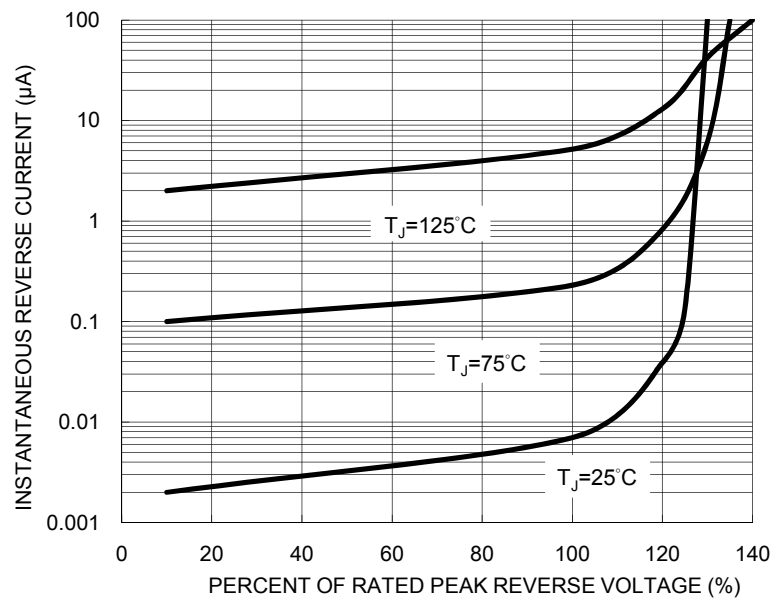
**RATINGS AND CHARACTERISTICS CURVES**

( $T_A=25^\circ\text{C}$  unless otherwise noted)

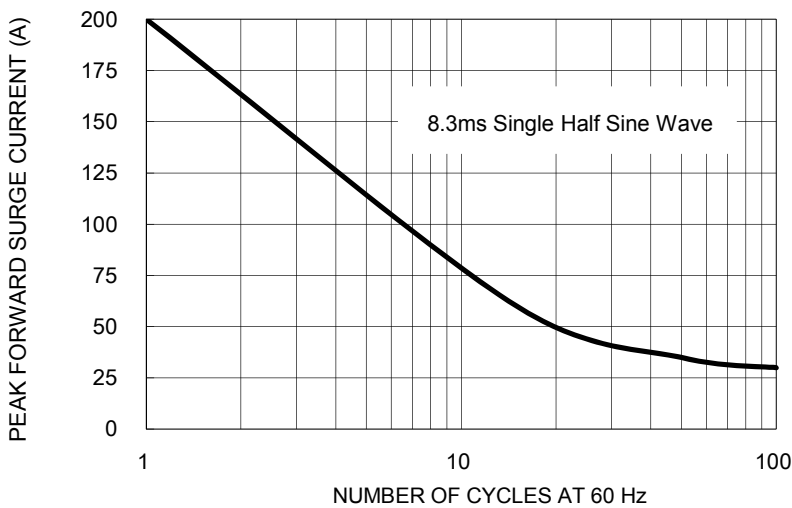
**FIG.1 MAXIMUM FORWARD CURRENT DERATING CURVE**



**FIG. 2 TYPICAL REVERSE CHARACTERISTICS**



**FIG. 3 MAXIMUM NON-REPETITIVE FORWARD SURGE CURRENT**



**FIG. 4 TYPICAL INSTANTANEOUS FORWARD CHARACTERISTICS**

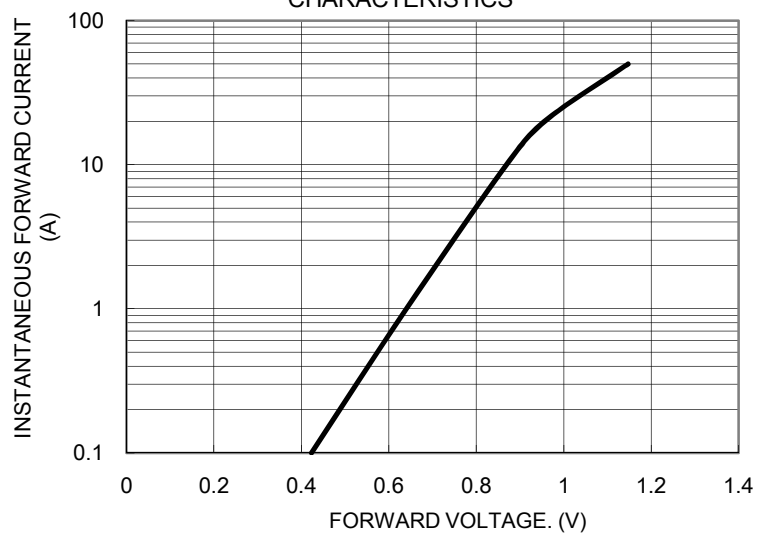


FIG. 5 TYPICAL JUNCTION CAPACITANCE

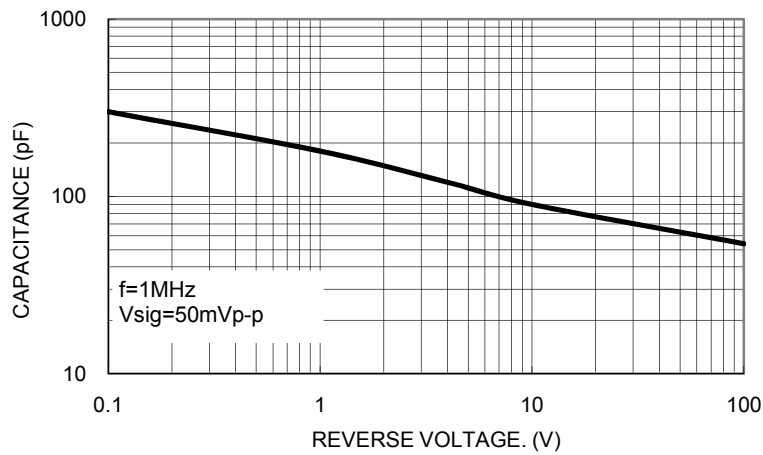
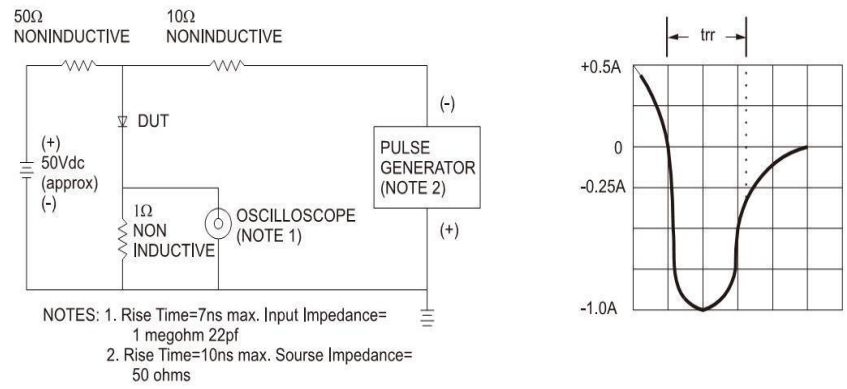
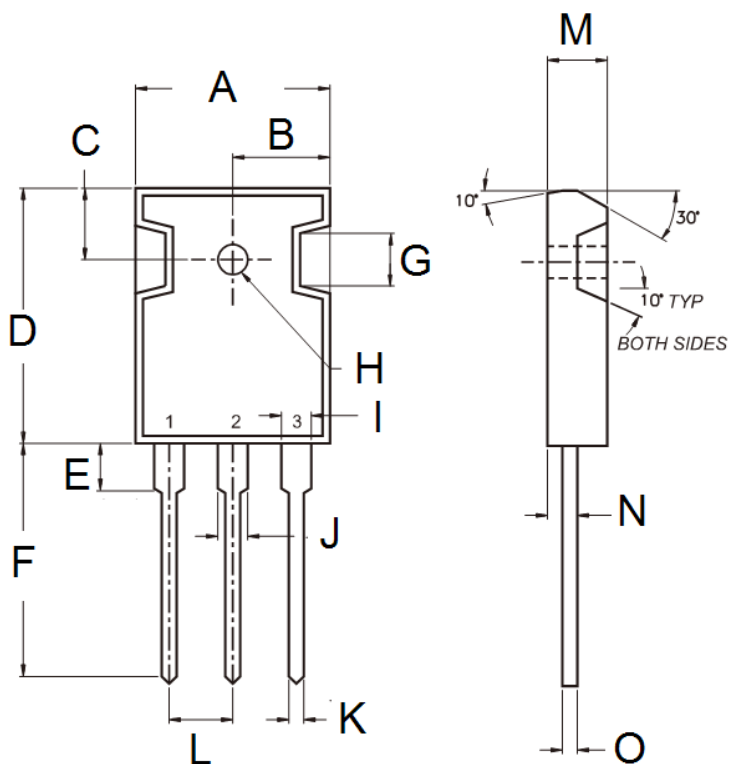


FIG.6 REVERSE RECOVERY TIME CHARACTERISTIC AND TEST CIRCUIT DIAGRAM

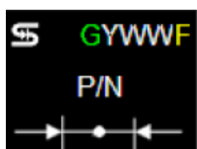


PACKAGE OUTLINE DIMENSIONS  
TO-247AD (TO-3P)



DIM.	Unit (mm)		Unit (inch)	
	Min	Max	Min	Max
A	15.90	16.40	0.626	0.646
B	7.90	8.20	0.311	0.323
C	5.70	6.20	0.224	0.244
D	20.80	21.30	0.819	0.839
E	3.50	4.10	0.138	0.161
F	19.70	20.20	0.776	0.795
G	-	4.30	-	0.169
H	2.90	3.40	0.114	0.134
I	1.93	2.18	0.076	0.086
J	2.97	3.22	0.117	0.127
K	1.12	1.22	0.044	0.048
L	5.20	5.70	0.205	0.224
M	4.90	5.16	0.193	0.203
N	2.70	3.00	0.106	0.118
O	0.51	0.76	0.020	0.030

MARKING DIAGRAM



- P/N = Marking Code
- G = Green Compound
- YWW = Date Code
- F = Factory Code

## Notice

Specifications of the products displayed herein are subject to change without notice. TSC or anyone on its behalf, assumes no responsibility or liability for any errors or inaccuracies.

Information contained herein is intended to provide a product description only. No license, express or implied, to any intellectual property rights is granted by this document. Except as provided in TSC's terms and conditions of sale for such products, TSC assumes no liability whatsoever, and disclaims any express or implied warranty, relating to sale and/or use of TSC products including liability or warranties relating to fitness for a particular purpose, merchantability, or infringement of any patent, copyright, or other intellectual property right.

The products shown herein are not designed for use in medical, life-saving, or life-sustaining applications. Customers using or selling these products for use in such applications do so at their own risk and agree to fully indemnify TSC for any damages resulting from such improper use or sale.



Компания «ЭлектроПласт» предлагает заключение долгосрочных отношений при поставках импортных электронных компонентов на взаимовыгодных условиях!

Наши преимущества:

- Оперативные поставки широкого спектра электронных компонентов отечественного и импортного производства напрямую от производителей и с крупнейших мировых складов;
- Поставка более 17-ти миллионов наименований электронных компонентов;
- Поставка сложных, дефицитных, либо снятых с производства позиций;
- Оперативные сроки поставки под заказ (от 5 рабочих дней);
- Экспресс доставка в любую точку России;
- Техническая поддержка проекта, помощь в подборе аналогов, поставка прототипов;
- Система менеджмента качества сертифицирована по Международному стандарту ISO 9001;
- Лицензия ФСБ на осуществление работ с использованием сведений, составляющих государственную тайну;
- Поставка специализированных компонентов (Xilinx, Altera, Analog Devices, Intersil, Interpoint, Microsemi, Aeroflex, Peregrine, Syfer, Eurofarad, Texas Instrument, Miteq, Cobham, E2V, MA-COM, Hittite, Mini-Circuits, General Dynamics и др.);

Помимо этого, одним из направлений компании «ЭлектроПласт» является направление «Источники питания». Мы предлагаем Вам помощь Конструкторского отдела:

- Подбор оптимального решения, техническое обоснование при выборе компонента;
- Подбор аналогов;
- Консультации по применению компонента;
- Поставка образцов и прототипов;
- Техническая поддержка проекта;
- Защита от снятия компонента с производства.



#### Как с нами связаться

**Телефон:** 8 (812) 309 58 32 (многоканальный)

**Факс:** 8 (812) 320-02-42

**Электронная почта:** [org@eplast1.ru](mailto:org@eplast1.ru)

**Адрес:** 198099, г. Санкт-Петербург, ул. Калинина, дом 2, корпус 4, литера А.