CTS Electrocomponents

Series 026 Data Sheet
Rotary Potentiometer

Industrial 24mm Diameter 5 Watt, Wirewound Rotary Potentiometer

Features

- Dust-proof construction
- Precision linearity
- 5 watt power rating
- Superior resistance stability in temperature and environment change
- Tandem constructions available
- Bushing or twist tab mounting
- Available with pull-push and rotary power switches
- RoHS compliant



Electrical and Mechanical Specifications

Resistance Range
Linear : 1 ohm through 25K ohms
Audio : 20 ohms through 10K ohms

Resistance Tolerance
±20%, ±10%, ±5%

Power Rating
5 watts @ 25°C

Dielectric Strength
1,000 VAC for 1 minute

Maximum Operating Voltage
500 VDC

Insulation Resistance
100 Megohms minimum @ 250 VDC

Rotational Angle
Mechanical Angle: 300°±5°
Effective Angle:
Without switch: 280°
With switch: 240°

Rotational Torque
3/4 to 6 in. oz. (54 - 432 gf-cm)

Linearity (linear curve only)
Standard: 3% linearity
Special : 2% linearity

Mounting Information
Bushing Mount
Twisted Tab

Power Switch
Rotary Switch-SPST, DPST, SPDT
Pull-Push Switch-SPST (Pull-ON, Push-OFF)

Rotational Life
standard : 10,000 cycles
special : 50,000 , 100,000 cycles

Solder Heat Resistance
Maximum 350°C for 3 sec

Operating Temperature
-30°C to +105°C

© 2009 CTS Corporation. All rights reserved. Information subject to change.

T026 Metal Shaft, Bushing Mounting, Type "T" Solder Lug Terminals

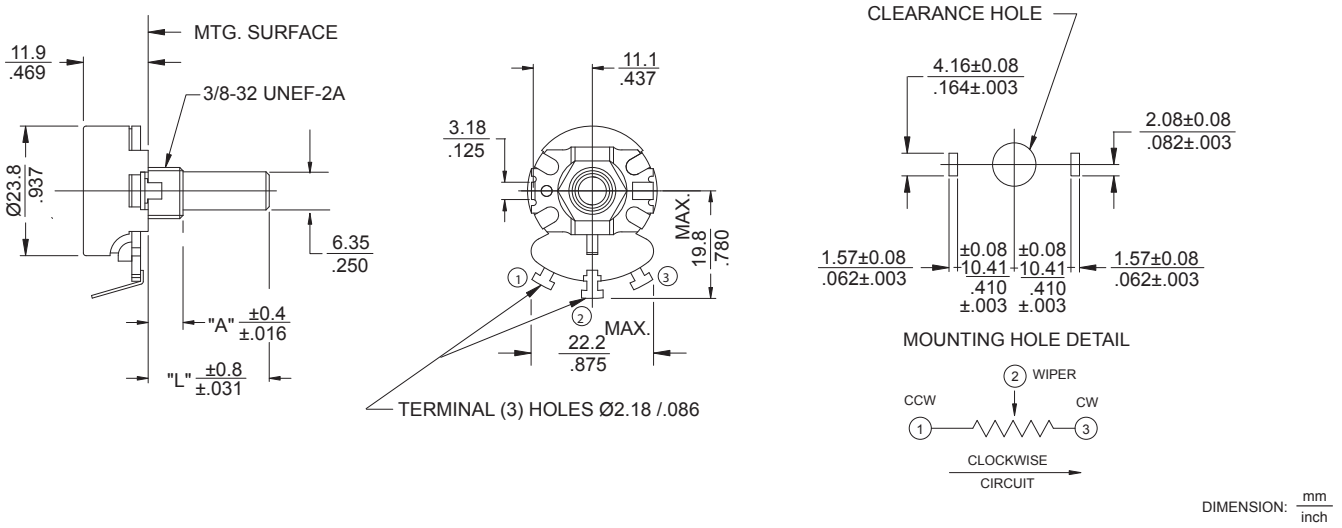

X026 / Y026 Metal Shaft, Bushing Mounting, Printed Circuit Type X/Y Terminals

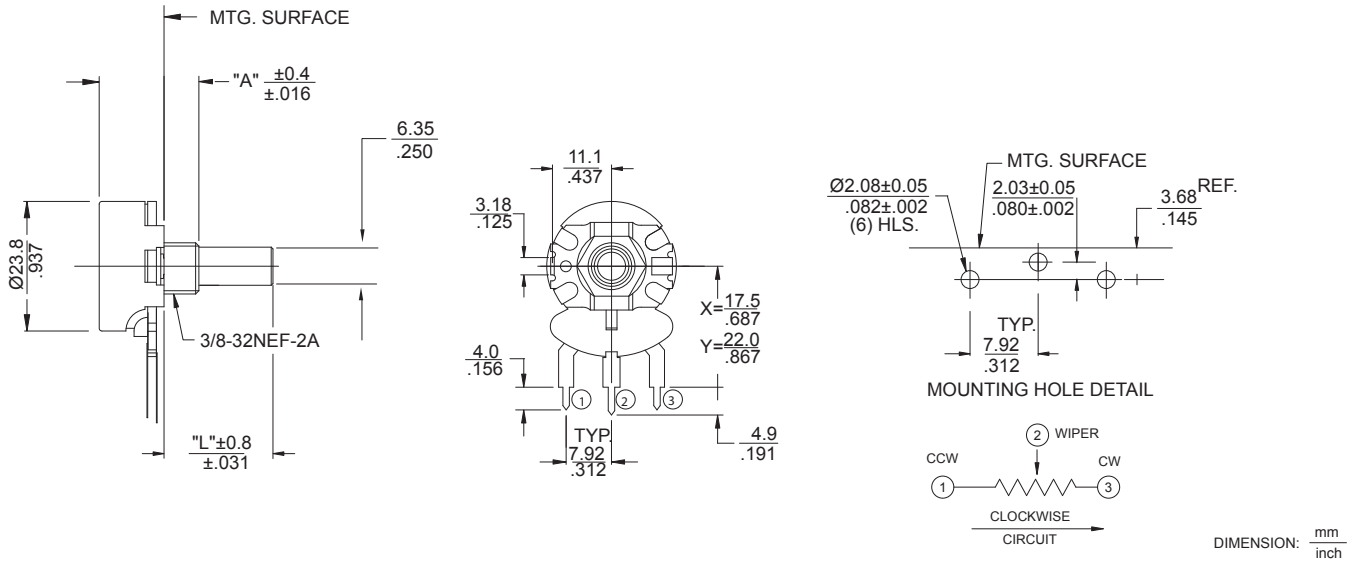

© 2009 CTS Corporation. All rights reserved. Information subject to change.

U026 Metal Shaft, Bushing Mounting, Printed Circuit Type “U” Formed Terminals

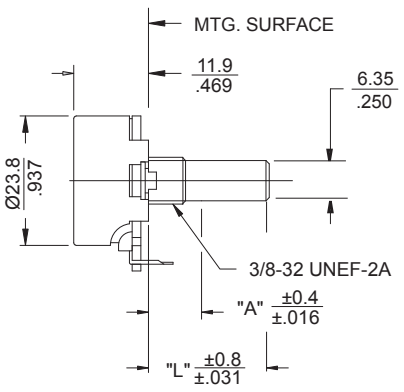

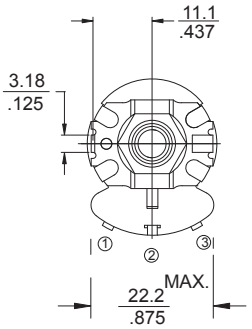

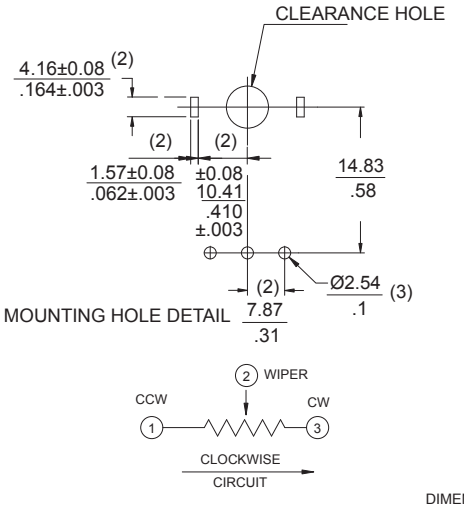

DIMENSION: mm / inch

V026 Metal Shaft, Bushing Mounting, Printed Circuit Type “V” Formed Terminals

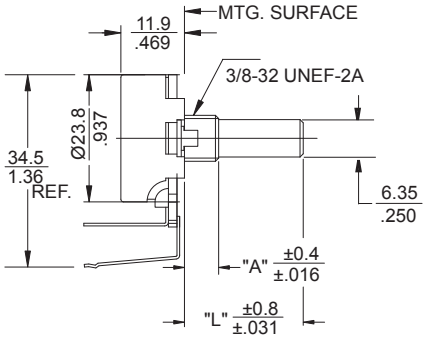

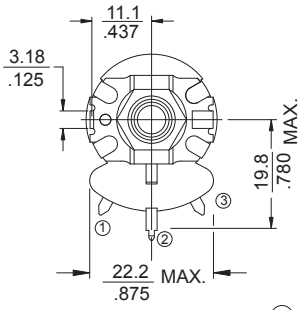

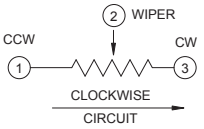

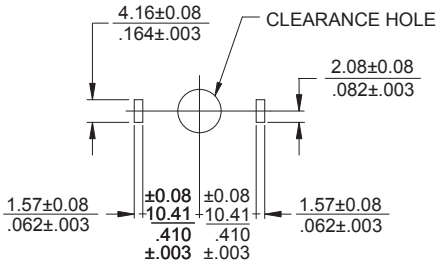

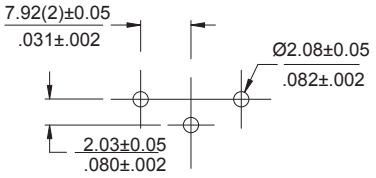

PCB LAYOUT

DIMENSION: mm / inch

S026 Metal Shaft, Bushing Mounting, Faston Type “S” Formed Terminals

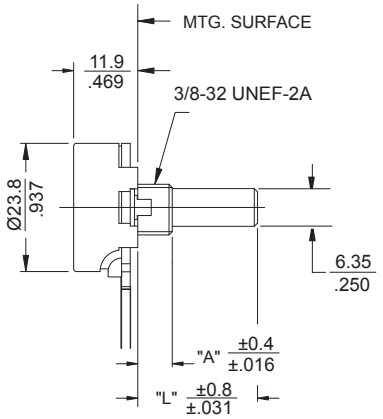

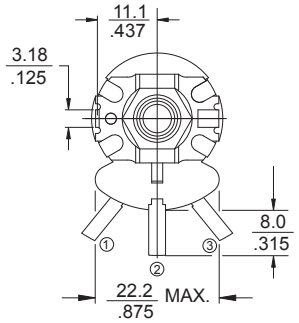

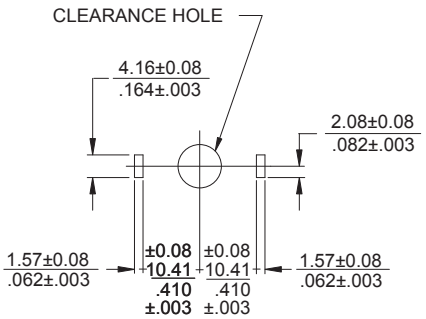

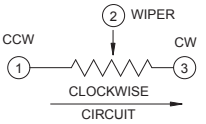

DIMENSION: mm / inch

© 2009 CTS Corporation. All rights reserved. Information subject to change.

VPE026 Metal Shaft, Twist TAB Mounting, Type “V” Formed Terminals

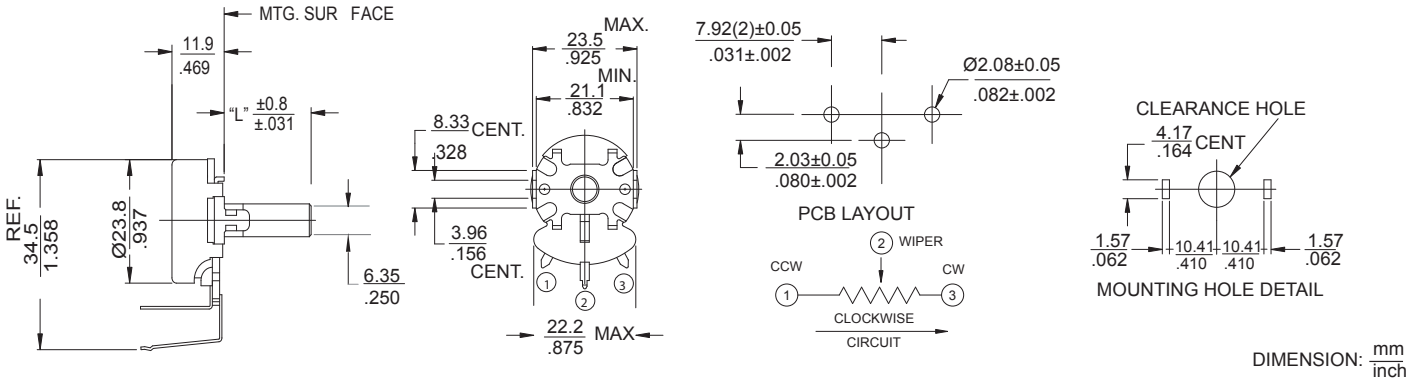

T2-026 Dual-section, Metal Shaft, Bushing Mounting, Type “T” Solder Lug Terminals

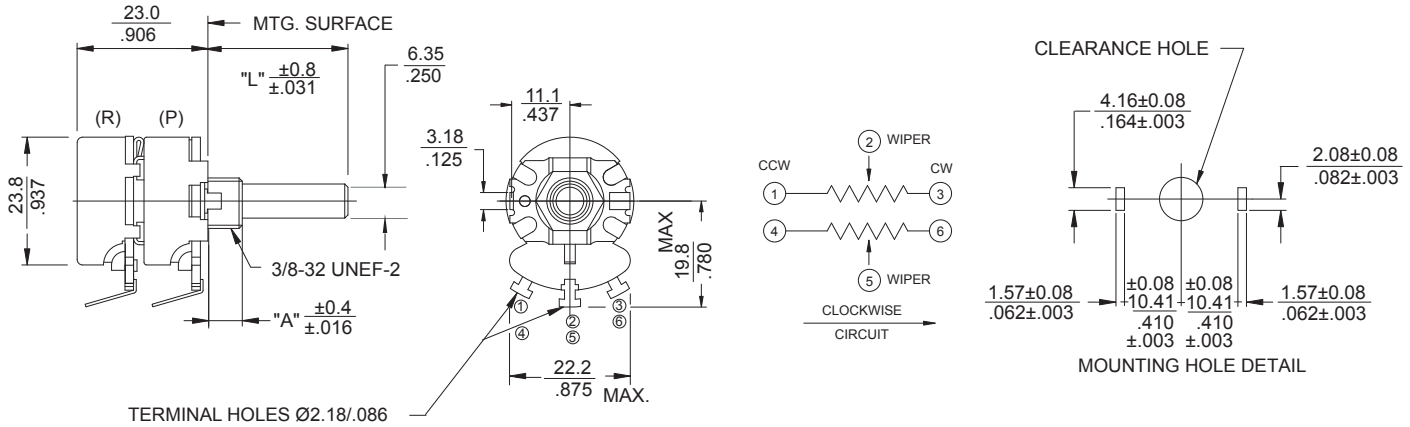

* More multi-section models available, consult CTS for details

Ordering Information

026 T 2 20 R 103 B 1 A 1

TERMINAL STYLE

- **T** - SOLDER LUG
- **X** - PC .687”(17.5mm)
- **Y** - PC .867”(22.0mm)
- **U** - FORMED TO FRONT
- **V** - FORMED TO REAR
- **S** - FASTON

METAL MOUNTING STYLE “A”

BUSHING LENGTH: 1/8" INCREMENTS

EXAMPLES:

- **2** - .250"(6.35mm)
- **3** - .375"(9.53mm)
- **8** - 1.000"(25.4mm)
- **1** - TWIST TAB MOUNT
- **A** - .250"(6.35mm) DIECAST
- **B** - .375"(9.53mm) DIECAST

SHAFT TRIM

- **R** - ROUND
- **F** - FLATTED .375"X.156" (9.53mmX4.0mm)
- **K** - KNURLED EIA S148 24 TEETH
- **S** - SD SLOT .063" DEEP X.047" WIDE (1.6mmX1.2mm)

RESIST TOL

- **A** - ±10%
- **B** - ±20%
- **D** - ±5%

TAPER

- **1** - LINEAR
- **2** - 20%AUD
- **3** - 20%CCW AUD

SPECIALS

- **1** - LOCATING LUG LEFT SIDE
- **2** - LOCATING LUG RIGHT SIDE
- **3** - NO LOCATING LUG LOCATING
- **5** - LOCATING LUG BOTH SIDE

METAL SHAFT LENGTH “L”

FROM MOUNTING SURFACE 1/32"INCREMENTS

EXAMPLES:

- **20** - .625"(6.35mm)
- **24** - .750"(19.5mm)
- **28** - .875"(22.2mm)
- **32** - 1.000"(25.4mm)

RESISTANCE CODE EXAMPLES

CODE	RESISTANCE
5A0	5 OHMS
501	500 OHMS
102	1K
252	2.5K
502	5K
103	10K
253	25K

SWITCHES	FUNCTION	CTS TYPE	CURRENT RATING
A - NONE			
B - SPST	ROTARY	TGC	6AMP @ 125VAC
C - DPST	ROTARY	027	3AMP @ 125VAC 1AMP @ 250VAC
D - SPDT	ROTARY	028	3AMP @ 125VAC
E - SPST	PULL-PUSH	FR-K	3AMP @ 125VAC
F - SPST	ROTARY	FR-GC	3AMP @ 125VAC 1AMP @ 250VAC/DC

* Refer to series 450 data sheet for power switch detal

© 2009 CTS Corporation. All rights reserved. Information subject to change.

Компания «ЭлектроПласт» предлагает заключение долгосрочных отношений при поставках импортных электронных компонентов на взаимовыгодных условиях!

Наши преимущества:

- Оперативные поставки широкого спектра электронных компонентов отечественного и импортного производства напрямую от производителей и с крупнейших мировых складов;
- Поставка более 17-ти миллионов наименований электронных компонентов;
- Поставка сложных, дефицитных, либо снятых с производства позиций;
- Оперативные сроки поставки под заказ (от 5 рабочих дней);
- Экспресс доставка в любую точку России;
- Техническая поддержка проекта, помощь в подборе аналогов, поставка прототипов;
- Система менеджмента качества сертифицирована по Международному стандарту ISO 9001;
- Лицензия ФСБ на осуществление работ с использованием сведений, составляющих государственную тайну;
- Поставка специализированных компонентов (Xilinx, Altera, Analog Devices, Intersil, Interpoint, Microsemi, Aeroflex, Peregrine, Syfer, Eurofarad, Texas Instrument, Miteq, Cobham, E2V, MA-COM, Hittite, Mini-Circuits,General Dynamics и др.);

Помимо этого, одним из направлений компании «ЭлектроПласт» является направление «Источники питания». Мы предлагаем Вам помощь Конструкторского отдела:

- Подбор оптимального решения, техническое обоснование при выборе компонента;
- Подбор аналогов;
- Консультации по применению компонента;
- Поставка образцов и прототипов;
- Техническая поддержка проекта;
- Защита от снятия компонента с производства.

Как с нами связаться

Телефон: 8 (812) 309 58 32 (многоканальный)
Факс: 8 (812) 320-02-42
Электронная почта: org@eplast1.ru
Адрес: 198099, г. Санкт-Петербург, ул. Калинина, дом 2, корпус 4, литера А.