

97×33 mm

San Ace B97 9BMB type



General Specifications

- Material Frame: Plastic (Flammability: UL 94V-0), Impeller: Plastic (Flammability: UL 94V-0)
- Expected life See the table below. (L10 life: 90% survival rate for continuous operation in free air at 60°C, rated voltage)
- Motor protection function Locked rotor burnout protection, Reverse polarity protection
For details, please refer to p. 547.
- Dielectric strength 50/60 Hz, 500 VAC, for 1 minute (between lead wire conductors and frame)
- Insulation resistance 10 MΩ or more with a 500 VDC megger (between lead wire conductors and frame)
- Sound pressure level (SPL) At 1 m away from the air inlet
- Storage temperature -30 to +70°C (Non-condensing)
- Lead wire ⊕Red ⊖Black (Sensor) Yellow (Control) Brown
(For models without PWM control function, there is no speed control wiring.)
- Mass 190 g

Specifications

The models listed below **have pulse sensors with PWM control function.**

Model no.	Rated voltage [V]	Operating voltage range [V]	PWM duty cycle* [%]	Rated current [A]	Rated input [W]	Rated speed [min ⁻¹]	Max. airflow [m ³ /min] [CFM]	Max. static pressure [Pa] [inchH ₂ O]	SPL [dB (A)]	Operating temperature [°C]	Expected life [h]
9BMB12P2K01	12	10.8 to 13.2	100	3.4	40.8	6850	1.61 56.8	1280 5.14	66	-20 to +70	40000/60°C
9BMB12P2G01			100	1.8	21.6	5750	1.34 47.3	760 3.05	61		
9BMB12P2S01		10.2 to 13.8	100	1.4	16.8	5250	1.22 43.1	610 2.45	59		
9BMB12P2H01			100	1.1	13.2	4850	1.11 39.2	490 1.968	57		
9BMB12P2F01			100	0.9	10.8	4500	1.04 36.7	410 1.64	56		
9BMB24P2K01	24	21.6 to 26.4	100	1.62	38.88	6850	1.61 56.8	1280 5.14	66		
9BMB24P2G01			100	0.83	19.92	5750	1.34 47.3	760 3.05	61		
9BMB24P2S01			100	0.7	16.8	5250	1.22 43.1	610 2.45	59		
9BMB24P2H01			100	0.55	13.2	4850	1.11 39.2	490 1.968	57		
9BMB24P2F01			100	0.45	10.8	4500	1.04 36.7	410 1.64	56		

* PWM frequency: 25 kHz. Fan does not rotate when PWM duty cycle is 0%.

The following sensor and control options are available for selection.

Available for all models. **Without sensor** **Pulse sensor**

Differs according to the model. Refer to the table on pp. 566 to 567. **Lock sensor**

The models listed below **have pulse sensors.**

Model no.	Rated voltage [V]	Operating voltage range [V]	Rated current [A]	Rated input [W]	Rated speed [min ⁻¹]	Max. airflow [m ³ /min] [CFM]	Max. static pressure [Pa] [inchH ₂ O]	SPL [dB (A)]	Operating temperature [°C]	Expected life [h]
9BMB12K201	12	7 to 13.2	3.4	40.8	6850	1.61 56.8	1280 5.14	66	-20 to +70	40000/60°C
9BMB12G201			1.8	21.6	5750	1.34 47.3	760 3.052	61		
9BMB12S201			1.4	16.8	5250	1.22 43.1	610 2.45	59		
9BMB12H201			1.1	13.2	4850	1.11 39.2	490 1.968	57		
9BMB12F201			0.9	10.8	4500	1.04 36.7	410 1.647	56		
9BMB24K201	24	12 to 26.4	1.62	38.88	6850	1.61 56.8	1280 5.14	66		
9BMB24G201			0.83	19.9	5750	1.34 47.3	760 3.052	61		
9BMB24S201			0.7	16.8	5250	1.22 43.1	610 2.45	59		
9BMB24H201			0.55	13.2	4850	1.11 39.2	490 1.968	57		
9BMB24F201			0.45	10.8	4500	1.04 36.7	410 1.647	56		

The following sensor and control options are available for selection.

Available for all models. **Without sensor** **PWM control**

Differs according to the model. Refer to the table on pp. 566 to 567. **Lock sensor**

Airflow - Static Pressure Characteristics / PWM Duty - Speed Characteristics Example

9BMB12P2K01 With pulse sensor with PWM control function

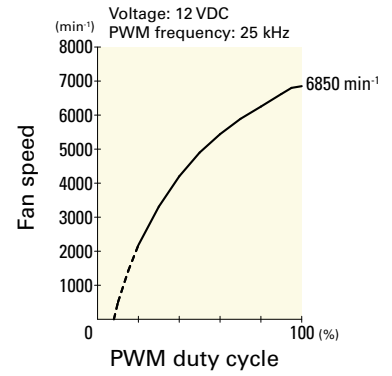
PWM duty cycle



Operating voltage range

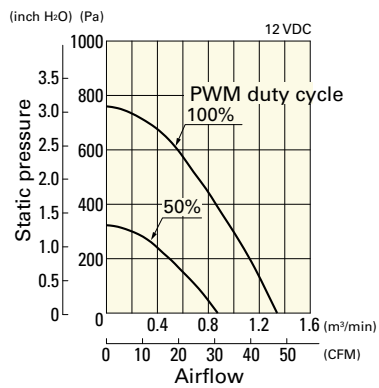


PWM duty - Speed characteristics example



9BMB12P2G01 With pulse sensor with PWM control function

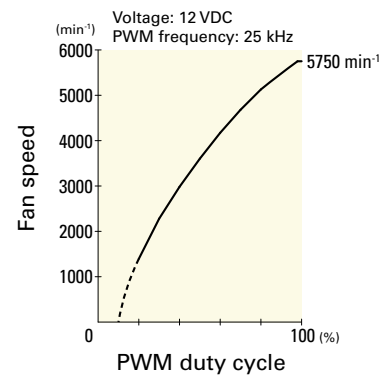
PWM duty cycle



Operating voltage range

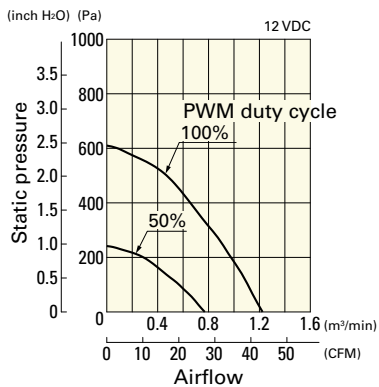


PWM duty - Speed characteristics example

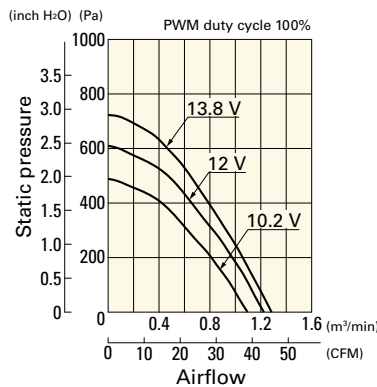


9BMB12P2S01 With pulse sensor with PWM control function

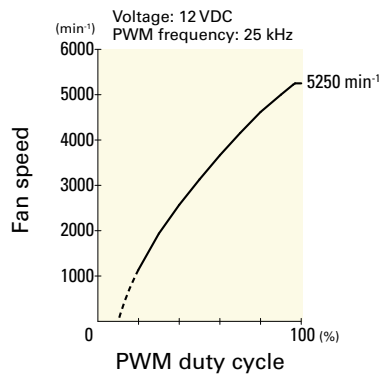
PWM duty cycle



Operating voltage range

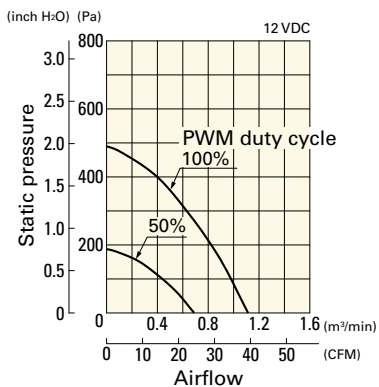


PWM duty - Speed characteristics example

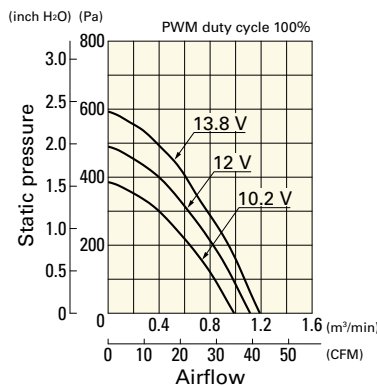


9BMB12P2H01 With pulse sensor with PWM control function

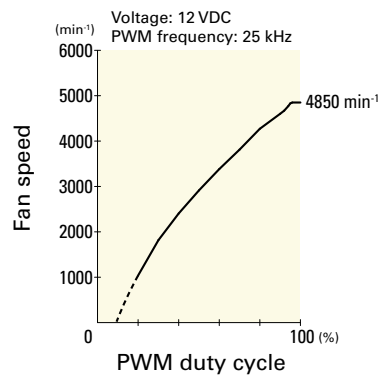
PWM duty cycle



Operating voltage range



PWM duty - Speed characteristics example



Blower 97 mm DC

Airflow - Static Pressure Characteristics / PWM Duty - Speed Characteristics Example

9BMB12P2F01 With pulse sensor with PWM control function

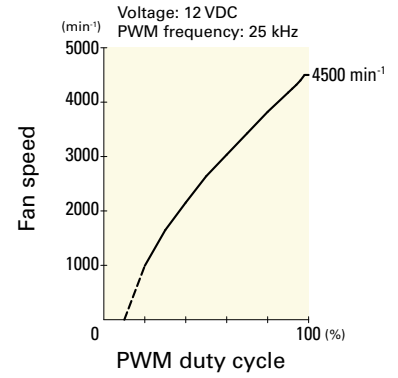
PWM duty cycle



Operating voltage range

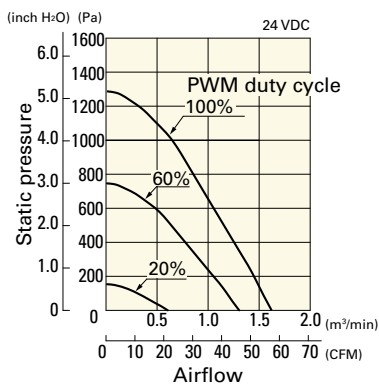


PWM duty - Speed characteristics example

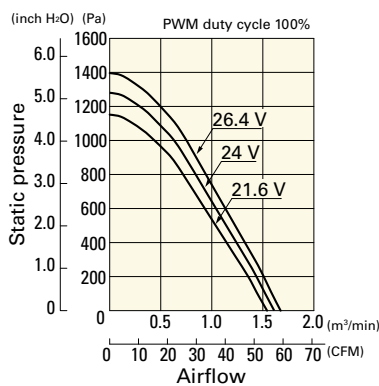


9BMB24P2K01 With pulse sensor with PWM control function

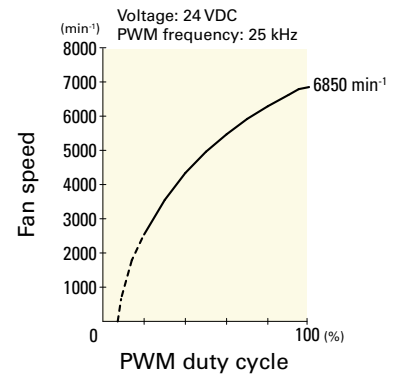
PWM duty cycle



Operating voltage range

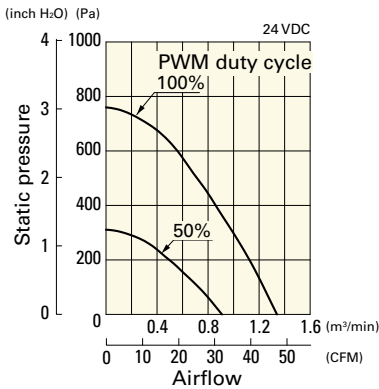


PWM duty - Speed characteristics example

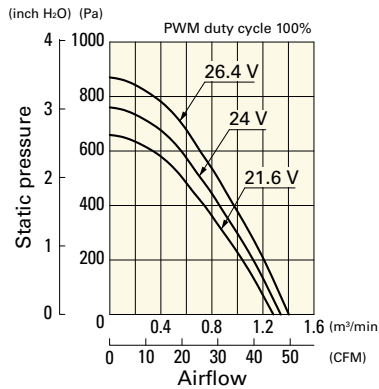


9BMB24P2G01 With pulse sensor with PWM control function

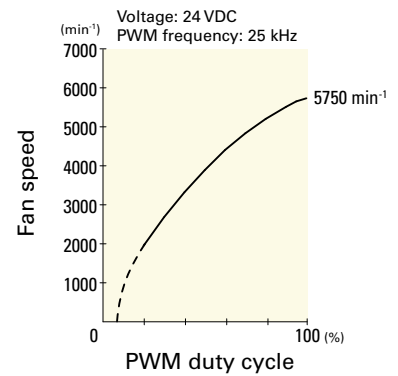
PWM duty cycle



Operating voltage range



PWM duty - Speed characteristics example

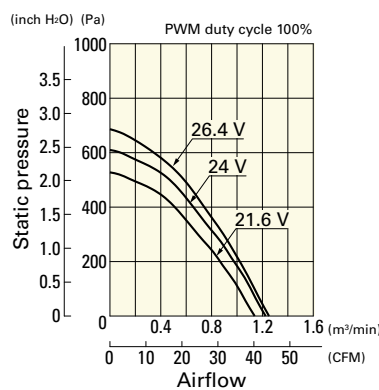


9BMB24P2S01 With pulse sensor with PWM control function

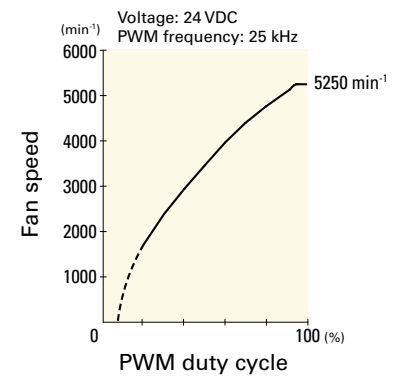
PWM duty cycle



Operating voltage range



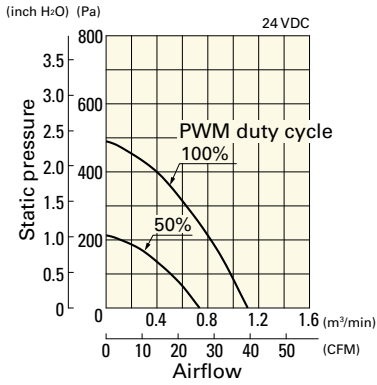
PWM duty - Speed characteristics example



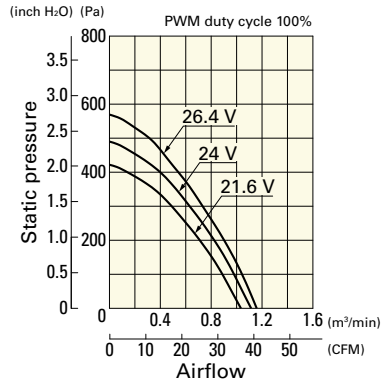
Airflow - Static Pressure Characteristics / PWM Duty - Speed Characteristics Example

9BMB24P2H01 With pulse sensor with PWM control function

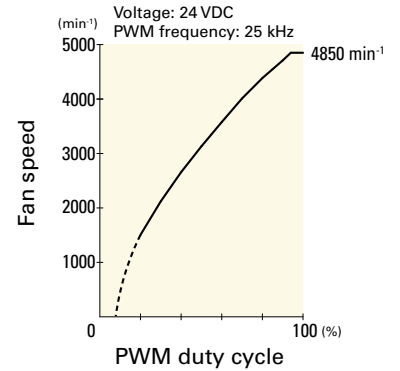
PWM duty cycle



Operating voltage range

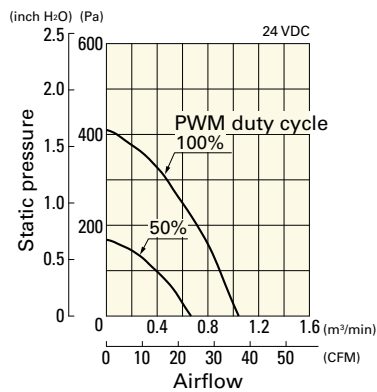


PWM duty - Speed characteristics example

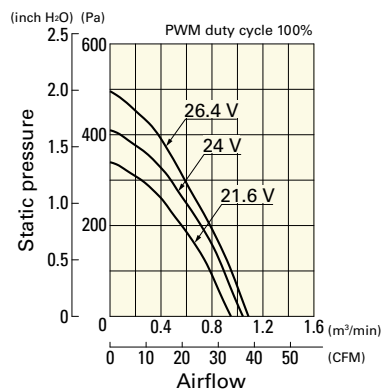


9BMB24P2F01 With pulse sensor with PWM control function

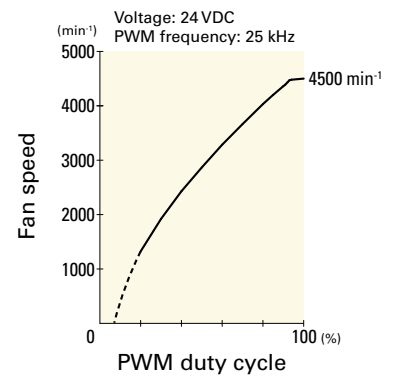
PWM duty cycle



Operating voltage range



PWM duty - Speed characteristics example



9BMB12K201 With pulse sensor

Operating voltage range



9BMB12G201 With pulse sensor

Operating voltage range



9BMB12S201 With pulse sensor

Operating voltage range



9BMB12H201 With pulse sensor

Operating voltage range



9BMB12F201 With pulse sensor

Operating voltage range



9BMB24K201 With pulse sensor

Operating voltage range



Blower 97 mm DC

Airflow - Static Pressure Characteristics

9BMB24G201 With pulse sensor

Operating voltage range



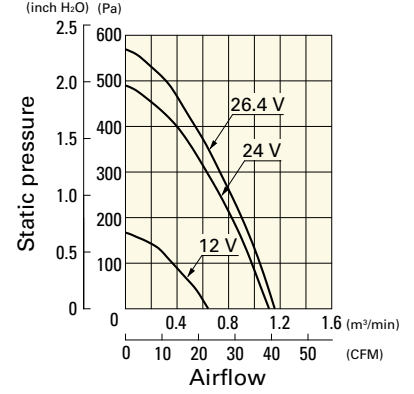
9BMB24S201 With pulse sensor

Operating voltage range



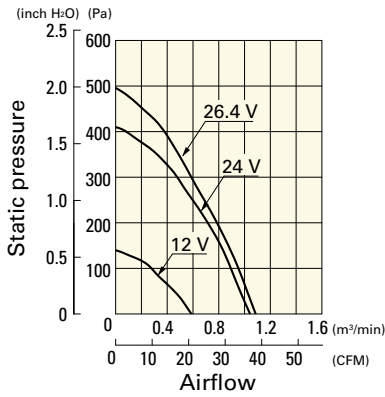
9BMB24H201 With pulse sensor

Operating voltage range

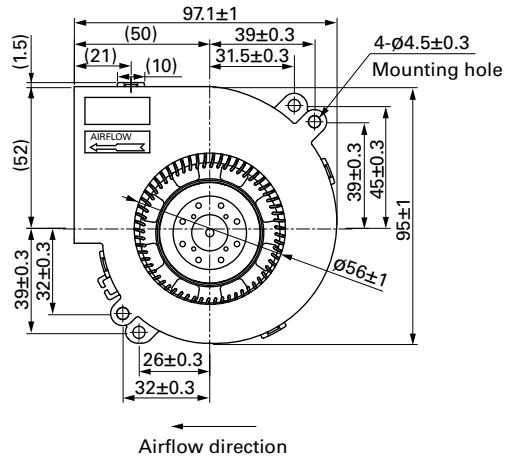
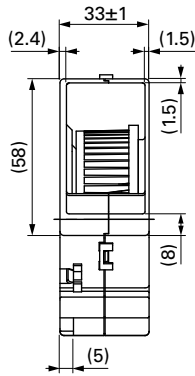


9BMB24F201 With pulse sensor

Operating voltage range



Dimensions (unit: mm) (With pulse sensor with PWM control function)





Компания «ЭлектроПласт» предлагает заключение долгосрочных отношений при поставках импортных электронных компонентов на взаимовыгодных условиях!

Наши преимущества:

- Оперативные поставки широкого спектра электронных компонентов отечественного и импортного производства напрямую от производителей и с крупнейших мировых складов;
- Поставка более 17-ти миллионов наименований электронных компонентов;
- Поставка сложных, дефицитных, либо снятых с производства позиций;
- Оперативные сроки поставки под заказ (от 5 рабочих дней);
- Экспресс доставка в любую точку России;
- Техническая поддержка проекта, помощь в подборе аналогов, поставка прототипов;
- Система менеджмента качества сертифицирована по Международному стандарту ISO 9001;
- Лицензия ФСБ на осуществление работ с использованием сведений, составляющих государственную тайну;
- Поставка специализированных компонентов (Xilinx, Altera, Analog Devices, Intersil, Interpoint, Microsemi, Aeroflex, Peregrine, Syfer, Eurofarad, Texas Instrument, Miteq, Cobham, E2V, MA-COM, Hittite, Mini-Circuits, General Dynamics и др.);

Помимо этого, одним из направлений компании «ЭлектроПласт» является направление «Источники питания». Мы предлагаем Вам помощь Конструкторского отдела:

- Подбор оптимального решения, техническое обоснование при выборе компонента;
- Подбор аналогов;
- Консультации по применению компонента;
- Поставка образцов и прототипов;
- Техническая поддержка проекта;
- Защита от снятия компонента с производства.



Как с нами связаться

Телефон: 8 (812) 309 58 32 (многоканальный)

Факс: 8 (812) 320-02-42

Электронная почта: org@eplast1.ru

Адрес: 198099, г. Санкт-Петербург, ул. Калинина, дом 2, корпус 4, литера А.