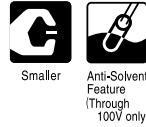


# ALUMINUM ELECTROLYTIC CAPACITORS

**RZ** series Compact & Low-Profile Sized, Wide Temperature Range



- Very small case sizes same as RS series, but operating over wide temperature range of  $-55$  ( $-40$ ) to  $+105^{\circ}\text{C}$ .
- Compliant to the RoHS directive (2002/95/EC).

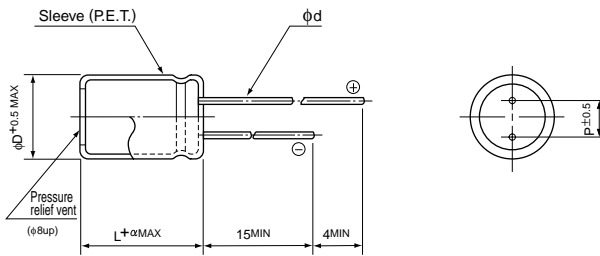
RZ



## Specifications

Item	Performance Characteristics																																								
Category Temperature Range	$-55$ to $+105^{\circ}\text{C}$ (6.3 to 100V), $-40$ to $+105^{\circ}\text{C}$ (160 to 400V)																																								
Rated Voltage Range	6.3 to 400V																																								
Rated Capacitance Range	0.1 to 10000 $\mu\text{F}$																																								
Capacitance Tolerance	$\pm 20\%$ at 120Hz, $20^{\circ}\text{C}$																																								
Leakage Current	<table border="1"> <tr> <th>Rated voltage (V)</th> <th>6.3 to 100</th> <th>160 to 400</th> </tr> <tr> <td></td> <td>After 1 minute's application of rated voltage, leakage current is not more than 0.03CV or 4 (<math>\mu\text{A}</math>), whichever is greater. After 2 minutes' application of rated voltage, leakage current is not more than 0.01CV or 3 (<math>\mu\text{A}</math>), whichever is greater.</td> <td>After 1 minute's application of rated voltage, <math>I = 0.04CV + 100</math> (<math>\mu\text{A}</math>) or less</td> </tr> </table>	Rated voltage (V)	6.3 to 100	160 to 400		After 1 minute's application of rated voltage, leakage current is not more than 0.03CV or 4 ( $\mu\text{A}$ ), whichever is greater. After 2 minutes' application of rated voltage, leakage current is not more than 0.01CV or 3 ( $\mu\text{A}$ ), whichever is greater.	After 1 minute's application of rated voltage, $I = 0.04CV + 100$ ( $\mu\text{A}$ ) or less																																		
	Rated voltage (V)	6.3 to 100	160 to 400																																						
	After 1 minute's application of rated voltage, leakage current is not more than 0.03CV or 4 ( $\mu\text{A}$ ), whichever is greater. After 2 minutes' application of rated voltage, leakage current is not more than 0.01CV or 3 ( $\mu\text{A}$ ), whichever is greater.	After 1 minute's application of rated voltage, $I = 0.04CV + 100$ ( $\mu\text{A}$ ) or less																																							
Tangent of loss angle ( $\tan \delta$ )	For capacitance of more than 1000 $\mu\text{F}$ , add 0.02 for every increase of 1000 $\mu\text{F}$ . Measurement frequency : 120Hz at $20^{\circ}\text{C}$ <table border="1"> <tr> <th>Rated voltage (V)</th> <th>6.3</th> <th>10</th> <th>16</th> <th>25</th> <th>35</th> <th>50</th> <th>63</th> <th>100</th> <th>160</th> <th>200</th> <th>250</th> <th>400</th> </tr> <tr> <td><math>\tan \delta</math> (MAX.)</td> <td>0.28</td> <td>0.24</td> <td>0.20</td> <td>0.16</td> <td>0.14</td> <td>0.12</td> <td>0.10</td> <td>0.08</td> <td>0.20</td> <td>0.20</td> <td>0.20</td> <td>0.25</td> </tr> </table>	Rated voltage (V)	6.3	10	16	25	35	50	63	100	160	200	250	400	$\tan \delta$ (MAX.)	0.28	0.24	0.20	0.16	0.14	0.12	0.10	0.08	0.20	0.20	0.20	0.25														
Rated voltage (V)	6.3	10	16	25	35	50	63	100	160	200	250	400																													
$\tan \delta$ (MAX.)	0.28	0.24	0.20	0.16	0.14	0.12	0.10	0.08	0.20	0.20	0.20	0.25																													
Stability at Low Temperature	Measurement frequency : 120Hz																																								
	<table border="1"> <tr> <th colspan="2">Rated voltage (V)</th> <th>6.3</th> <th>10</th> <th>16</th> <th>25</th> <th>35</th> <th>50</th> <th>63</th> <th>100</th> <th>160</th> <th>200</th> <th>250</th> <th>400</th> </tr> <tr> <td rowspan="2">Impedance ratio ZT / Z20 (MAX.)</td> <td>Z<math>-25^{\circ}\text{C}</math> / Z<math>+20^{\circ}\text{C}</math></td> <td>5</td> <td>4</td> <td>3</td> <td>2</td> <td>2</td> <td>2</td> <td>2</td> <td>2</td> <td>3</td> <td>3</td> <td>3</td> <td>6</td> </tr> <tr> <td>Z<math>-40^{\circ}\text{C}</math> / Z<math>+20^{\circ}\text{C}</math></td> <td>10</td> <td>8</td> <td>6</td> <td>4</td> <td>3</td> <td>3</td> <td>3</td> <td>3</td> <td>4</td> <td>4</td> <td>6</td> <td>10</td> </tr> </table>	Rated voltage (V)		6.3	10	16	25	35	50	63	100	160	200	250	400	Impedance ratio ZT / Z20 (MAX.)	Z $-25^{\circ}\text{C}$ / Z $+20^{\circ}\text{C}$	5	4	3	2	2	2	2	2	3	3	3	6	Z $-40^{\circ}\text{C}$ / Z $+20^{\circ}\text{C}$	10	8	6	4	3	3	3	3	4	4	6
Rated voltage (V)		6.3	10	16	25	35	50	63	100	160	200	250	400																												
Impedance ratio ZT / Z20 (MAX.)	Z $-25^{\circ}\text{C}$ / Z $+20^{\circ}\text{C}$	5	4	3	2	2	2	2	2	3	3	3	6																												
	Z $-40^{\circ}\text{C}$ / Z $+20^{\circ}\text{C}$	10	8	6	4	3	3	3	3	4	4	6	10																												
Endurance	The specifications listed at right shall be met when the capacitors are restored to $20^{\circ}\text{C}$ after the rated voltage is applied for 1000 hours at $105^{\circ}\text{C}$ .																																								
	Capacitance change	Within $\pm 20\%$ of the initial capacitance value																																							
	$\tan \delta$	200% or less than the initial specified value																																							
Shelf Life	After storing the capacitors under no load at $105^{\circ}\text{C}$ for 1000 hours and then performing voltage treatment based on JIS C 5101-4 clause 4.1 at $20^{\circ}\text{C}$ , they shall meet the specified values for the endurance characteristics listed above.																																								
	Leakage current	Less than or equal to the initial specified value																																							
Marking	Printed with white color letter on black sleeve.																																								

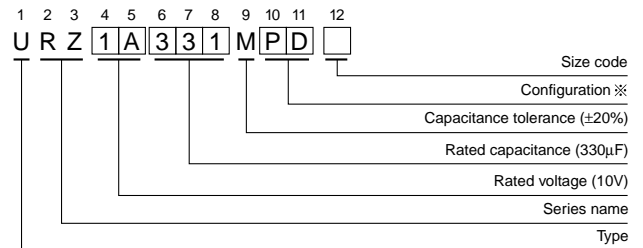
## Radial Lead Type



$\alpha$		(mm)										
$\phi D < 20$	1.5	$\phi D$	5	6.3	8	10	12.5	16	18	20		
$\phi D \geq 20$	2.0	P	2.0	2.5	3.5	5.0	5.0	7.5	7.5	10.0		
		$\phi d$	0.5	0.5	0.6	0.6	0.6	0.8	0.8	1.0		

● Please refer to page 20 about the end seal configuration.

## Type numbering system (Example : 10V 330 $\mu\text{F}$ )



### Configuration

$\phi D$	Pb-free leadwire Pb-free PET sleeve
5 - 6.3	DD
8 - 10	PD
12.5 to 18	HD
20	RD

Please refer to page 20, 21, 22 about the formed or taped product spec.  
Please refer to page 4 for the minimum order quantity.

● Dimension table in next page.

## ■Dimensions

V		6.3		10		16		25		35		50	
Cap.(μF)	Code	0J		1A		1C		1E		1V		1H	
0.1	0R1											5×9	1.1
0.22	R22											5×9	2.3
0.33	R33											5×9	3.5
0.47	R47											5×9	5
1	010											5×9	12
2.2	2R2											5×9	18
3.3	3R3											5×9	25
4.7	4R7							5×9	20	5×9	25	5×9	30
10	100					5×9	30	5×9	35	5×9	40	5×9	46
22	220	5×9	25	5×9	40	5×9	50	5×9	55	5×9	60	5×9	65
33	330	5×9	40	5×9	55	5×9	60	5×9	70	5×9	75	6.3×9	85
47	470	5×9	55	5×9	65	5×9	70	5×9	80	6.3×9	95	6.3×9	100
100	101	5×9	90	5×9	95	6.3×9	115	6.3×9	130	8×9	155	10×9	170
220	221	6.3×9	145	6.3×9	155	8×9	205	10×9	220	10×9	235	10×12.5	290
330	331	6.3×9	180	8×9	210	10×9	240	10×9	270	10×12.5	340	12.5×12.5	370
470	471	8×9	235	8×9	275	10×9	290	10×12.5	370	12.5×12.5	420	16×15	540
1000	102	10×9	370	10×12.5	450	12.5×12.5	520	12.5×15	590	16×15	720	18×20	830
2200	222	12.5×15	635	12.5×15	690	16×15	830	18×15	970	18×20	1110	20×25	1250
3300	332	16×15	860	16×15	940	18×15	1050	18×20	1220	20×25	1430		
4700	472	16×15	1010	18×15	1120	18×20	1260	18×25	1470				
6800	682	18×15	1200	18×20	1330	18×25	1560						
10000	103	18×20	1450	18×25	1700							Case size φD×L (mm)	Rated ripple

V		63		100		160		200		250		400	
Cap.(μF)	Code	1J		2A		2C		2D		2E		2G	
0.1	0R1			5×9	1.2								
0.22	R22			5×9	3								
0.33	R33			5×9	4.5								
0.47	R47			5×9	6.5								
1	010			5×9	12								
2.2	2R2			5×9	17								
3.3	3R3			5×9	25								
4.7	4R7			6.3×9	32								
10	100	5×9	42	6.3×9	50							16×15	100
22	220	6.3×9	71	8×9	93					16×15	200	●18×15	200
33	330	8×9	100	10×9	130			16×15	250	●18×15	250	18×20	250
47	470	8×9	120	10×12.5	165	16×15	300	●18×15	300	△18×20	300	★18×25	300
68	680					●18×15	350	△18×20	350	18×20	350	20×25	350
100	101	10×9	215	12.5×15	265	△18×20	420	★18×25	420	18×25	420		
150	151					★18×25	510	18×25	510				
220	221	12.5×12.5	335	16×15	440	20×25	550						
330	331	12.5×15	510	18×15	540								
470	471	16×15	640									Case size φD×L (mm)	Rated ripple

Rated ripple current (mArms) at 105°C 120Hz

Size φ16×20 is available for capacitors marked "●"  
 Size φ20×15 is available for capacitors marked "△"  
 Size φ20×20 is available for capacitors marked "★"

In this case, [6] will be put at 12th digit of type numbering system.

## ●Frequency coefficient of rated ripple current

V	Frequency		50Hz	120Hz	300Hz	1 kHz	10kHz or more
	Cap.(μF)						
6.3 to 100	0.1 to 47		0.75	1.00	1.35	1.57	2.00
	100 to 470		0.80	1.00	1.23	1.34	1.50
	1000 to 10000		0.85	1.00	1.10	1.13	1.15
160 to 400	10 to 220		0.80	1.00	1.25	1.40	1.60



Компания «ЭлектроПласт» предлагает заключение долгосрочных отношений при поставках импортных электронных компонентов на взаимовыгодных условиях!

Наши преимущества:

- Оперативные поставки широкого спектра электронных компонентов отечественного и импортного производства напрямую от производителей и с крупнейших мировых складов;
- Поставка более 17-ти миллионов наименований электронных компонентов;
- Поставка сложных, дефицитных, либо снятых с производства позиций;
- Оперативные сроки поставки под заказ (от 5 рабочих дней);
- Экспресс доставка в любую точку России;
- Техническая поддержка проекта, помощь в подборе аналогов, поставка прототипов;
- Система менеджмента качества сертифицирована по Международному стандарту ISO 9001;
- Лицензия ФСБ на осуществление работ с использованием сведений, составляющих государственную тайну;
- Поставка специализированных компонентов (Xilinx, Altera, Analog Devices, Intersil, Interpoint, Microsemi, Aeroflex, Peregrine, Syfer, Eurofarad, Texas Instrument, Miteq, Cobham, E2V, MA-COM, Hittite, Mini-Circuits, General Dynamics и др.);

Помимо этого, одним из направлений компании «ЭлектроПласт» является направление «Источники питания». Мы предлагаем Вам помощь Конструкторского отдела:

- Подбор оптимального решения, техническое обоснование при выборе компонента;
- Подбор аналогов;
- Консультации по применению компонента;
- Поставка образцов и прототипов;
- Техническая поддержка проекта;
- Защита от снятия компонента с производства.



#### Как с нами связаться

**Телефон:** 8 (812) 309 58 32 (многоканальный)

**Факс:** 8 (812) 320-02-42

**Электронная почта:** [org@eplast1.ru](mailto:org@eplast1.ru)

**Адрес:** 198099, г. Санкт-Петербург, ул. Калинина, дом 2, корпус 4, литера А.