

Automotive Conductive Polymer Chip Capacitors



FEATURES

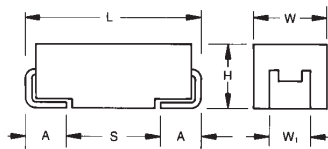
- Conductive polymer electrode
- Benign failure mode under recommended use conditions
- Robust design for automotive applications
- Meets requirements of AEC-Q200
- Humidity 85°C/85%RH, Vr, (up to 500 or 1000 hours see reference table)
- Basic reliability 1%/1000hrs@85°C Vr with 60% confidence level
- -55 to +125°C operation temperature
- Full voltage range: 4-35V
- DCL 0.1 CV
- 3x reflow 260°C compatible



LEAD-FREE
LEAD-FREE COMPATIBLE
COMPONENT



RoHS
COMPLIANT

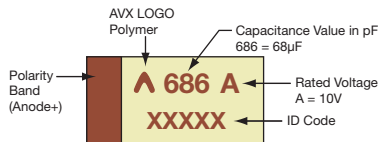


APPLICATIONS

- Automotive, DC/DC converters, Telecommunications, Industrial
- Reference AVX polymer guide for more information.

MARKING

B, D, Y CASE



AVX's qualification of TCQ capacitors meets requirements of AEC-Q200. TCQ series is manufactured in an ISO TS 16949 certified facility.

CASE DIMENSIONS: millimeters (inches)

Code	EIA Code	EIA Metric	L±0.20 (0.008)	W+0.20 (0.008) -0.10 (0.004)	H+0.20 (0.008) -0.10 (0.004)	W ₁ ±0.20 (0.008)	A+0.30 (0.012) -0.20 (0.008)	S Min.
B	1210	3528-21	3.50 (0.138)	2.80 (0.110)	1.90 (0.075)	2.20 (0.087)	0.80 (0.031)	1.40 (0.055)
D	2917	7343-31	7.30 (0.287)	4.30 (0.169)	2.90 (0.114)	2.40 (0.094)	1.30 (0.051)	4.40 (0.173)
Y	2917	7343-20	7.30 (0.287)	4.30 (0.169)	2.00 (0.079) max	2.40 (0.094)	1.30 (0.051)	4.40 (0.173)

W1 dimension applies to the termination width for A dimensional area only.

HOW TO ORDER

TCQ

Type

B

Case Size
See table above

476

Capacitance Code
pF code: 1st two digits represent significant figures, 3rd digit represents multiplier (number of zeros to follow)

M

Tolerance
M = ±20%

006

Rated DC Voltage
004 = 4Vdc
006 = 6.3Vdc
010 = 10Vdc
016 = 16Vdc
020 = 20Vdc
025 = 25Vdc
035 = 35Vdc

#

Packaging
R = Pure Tin 7" Reel
S = Pure Tin 13" Reel

0070

ESR in mΩ

TECHNICAL SPECIFICATIONS

Technical Data:	All technical data relate to an ambient temperature of +25°C
Capacitance Range:	4.7 µF to 220 µF
Capacitance Tolerance:	±20%
Leakage Current DCL:	0.1CV
Temperature Range:	-55°C to +125°C
Reliability:	1% per 1000 hours at 85°C, V _R with 0.1Ω/V series impedance 60% confidence level Meets requirements of AEC-Q200 (for humidity 85°C/85%RH, V _R details see reference table)

NOTE: Conductive Polymer Capacitors are designed to operate within the limits of the environmental conditions specified for each series. If operated continuously at their maximum temperature and / or humidity limit, or beyond these limits, capacitors may exhibit a parametric shift in capacitance and increases in ESR. These changes may occur earlier if the specified environmental conditions are exceeded. Similarly, their normal operational time period will be significantly extended if their general duty cycle includes operation below maximum temperature within humidity controlled environments. Careful attention should be paid to maximum temperature with associated high humidity environments as well as voltage derating, ripple current and current surges. Please reference the AVX Conductive Polymer Capacitor Guidelines for more information or contact factory for application assistance.

Automotive Conductive Polymer Chip Capacitors

CAPACITANCE AND RATED VOLTAGE RANGE (LETTER DENOTES CASE SIZE)

Capacitance		Rated Voltage DC (V _R) @ 105°C						
µF	Code	4V (G)	6.3V (J)	10V (A)	16V (C)	20V (D)	25V (E)	35V (V)
3.3	335							
4.7	475							B(200)*
6.8	685						B(200)*	
10	106					B(200)*		D(70)
15	156						D(70)	
22	226		B(70)	B(70)*		D(70)		
33	336		B(70)	B(70)*	D(70)			
47	476		B(70)	B(70)*	D(70)			
68	686			D(25,40)				
100	107			D(25,40)				
150	157		D(25,40)					
220	227	D(25), Y(25)						

Available Ratings, (ESR ratings in mOhms in brackets)

Engineering samples - please contact manufacturer

*Codes under development - subject to change

Note: Voltage ratings are minimum values. AVX reserves the right to supply higher ratings in the same case size, to the same reliability standards.

RATINGS & PART NUMBER REFERENCE

AVX Part No.	Case Size	Capacitance (µF)	Rated Voltage (V)	Maximum Operating Temp. (°C)	DCL Max (µA)	DF Max (%)	ESR Max @ 100kHz (mΩ)	MSL	100kHz RMS Current (mA)				Humidity 85°C/85%RH, Vr (hrs)
									45°C	85°C	105°C	125°C	
4 Volt													
TCQD227M004#0025	D	220	4	125	88	6	25	3	3000	2100	1350	750	1000
TCQY227M004#0025	Y	220	4	125	88	6	25	3	2720	1904	1224	680	500
6.3 Volt													
TCQB226M006#0070	B	22	6.3	125	13.2	6	70	3	1336	935	601	334	500
TCQB336M006#0070	B	33	6.3	125	19.8	6	70	3	1336	935	601	334	500
TCQB476M006#0070	B	47	6.3	125	28.2	6	70	3	1336	935	601	334	500
TCQD157M006#0025	D	150	6.3	125	90	6	25	3	3000	2100	1350	750	1000
TCQD157M006#0040	D	150	6.3	125	90	6	40	3	2372	1660	1067	593	1000
10 Volt													
TCQD686M010#0025	D	68	10	125	68	6	25	3	3000	2100	1350	750	1000
TCQD686M010#0040	D	68	10	125	68	6	40	3	2372	1660	1067	593	1000
TCQD107M010#0025	D	100	10	125	100	6	25	3	3000	2100	1350	750	1000
TCQD107M010#0040	D	100	10	125	100	6	40	3	2372	1660	1067	593	1000
16 Volt													
TCQD336M016#0070	D	33	16	125	52.8	6	70	3	1793	1255	807	448	1000
TCQD476M016#0070	D	47	16	125	75.2	6	70	3	1793	1255	807	448	1000
20 Volt													
TCQD226M020#0070	D	22	20	125	44	6	70	3	1793	1255	807	448	1000
25 Volt													
TCQD156M025#0070	D	15	25	125	37.5	6	70	3	1793	1255	807	448	1000
35 Volt													
TCQD106M035#0070	D	10	35	125	35	6	70	3	1793	1255	807	448	1000

Moisture Sensitivity Level (MSL) is defined according to J-STD-020.

All technical data relates to an ambient temperature of +25°C. Capacitance and DF are measured at 120Hz, 0.5RMS with DC bias of 2.2 volts. DCL is measured at rated voltage after 5 minutes.

ESR allowed to move up to 1.25 times catalog limit post mounting.

For typical weight and composition see page 223.

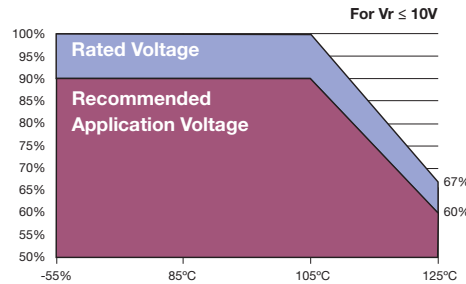
NOTE: AVX reserves the right to supply a higher voltage rating or tighter tolerance part in the same case size, to the same reliability standards.

Automotive Conductive Polymer Chip Capacitors

RECOMMENDED DERATING FACTOR

Voltage and temperature derating as percentage of V_r .

Rated voltage	Operating Temperature		
	$\leq 85^\circ\text{C}$	105°C	125°C
$\leq 10\text{V}$	90%	90%	60%
$\geq 16\text{V}$	80%	80%	54%



QUALIFICATION TABLE

TEST	TCQ series (Temperature range -55°C to 125°C)										
	Condition			Characteristics							
Endurance	Determine after application of 125°C temperature, 2/3 rated voltage for 1000 +48/-0 hours and then leaving 1-2 hours at room temperature. Power supply impedance to be $\leq 0.1\Omega/V$.			Visual examination	no visible damage						
				DCL	2 x initial limit						
				$\Delta C/C$	within +10/-20% of initial value						
				DF	2 x initial limit						
				ESR	2 x initial limit						
Storage Life	125°C , 0V, 1000h			Visual examination	no visible damage						
				DCL	2x initial limit						
				$\Delta C/C$	within +10/-20% of initial value						
				DF	2 x initial limit						
				ESR	2 x initial limit						
Biased Humidity	Determine after leaving for 1000 (500) hours at $85\pm 2^\circ\text{C}$, 85% relative humidity and rated voltage and then recovery 1-2 hours at room temperature.			Visual examination	no visible damage						
				DCL	2 x initial limit						
				$\Delta C/C$	within +35/-5% of initial value						
				DF	1.5 x initial limit						
				ESR	2 x initial limit						
Temperature Stability	Step	Temperature $^\circ\text{C}$	Duration(min)		+20 $^\circ\text{C}$	-55 $^\circ\text{C}$	+20 $^\circ\text{C}$	+85 $^\circ\text{C}$	+125 $^\circ\text{C}$	+20 $^\circ\text{C}$	
	1	+20 \pm 2	15	DCL	IL*	n/a	IL*	10 x IL*	12.5 x IL*	IL*	
	2	-55+0/-3	15								
	3	+20 \pm 2	15	$\Delta C/C$	n/a	$\pm 20\%$	$\pm 5\%$	$\pm 20\%$	$\pm 30\%$	$\pm 5\%$	
	4	+85+3/-0	15	DF	IL*	IL*	IL*	1.2 x IL*	1.5 x IL*	IL*	
	5	+125+3/-0	15								
6	+20 \pm 2	15									
Surge Voltage	Test temperature: $125^\circ\text{C} \pm 3/0^\circ\text{C}$ Surge voltage: 1.3x 2/3x rated voltage at 125°C Charge/Discharge resistance: $1000\pm 100\Omega$ Number of cycles: 1000x Cycle duration: 6 min; 30 sec charge, 5 min 30 sec discharge			Visual examination	no visible damage						
				DCL	initial limit						
				$\Delta C/C$	within +10/-20% of initial value for $V_r \leq 10\text{V}$ within +20/-30% of initial value for $V_r \geq 16\text{V}$						
				DF	initial limit for $V_r \leq 10\text{V}$ 1.25x initial limit for $V_r \geq 16\text{V}$						
				ESR	1.25 x initial limit						

*Initial Limit

For use outside of recommended conditions and special request, please contact manufacturer.

Initial measurement max. 1hr after the removal from dry pack or after pretreatment at 85°C for 24 hours.



Компания «ЭлектроПласт» предлагает заключение долгосрочных отношений при поставках импортных электронных компонентов на взаимовыгодных условиях!

Наши преимущества:

- Оперативные поставки широкого спектра электронных компонентов отечественного и импортного производства напрямую от производителей и с крупнейших мировых складов;
- Поставка более 17-ти миллионов наименований электронных компонентов;
- Поставка сложных, дефицитных, либо снятых с производства позиций;
- Оперативные сроки поставки под заказ (от 5 рабочих дней);
- Экспресс доставка в любую точку России;
- Техническая поддержка проекта, помощь в подборе аналогов, поставка прототипов;
- Система менеджмента качества сертифицирована по Международному стандарту ISO 9001;
- Лицензия ФСБ на осуществление работ с использованием сведений, составляющих государственную тайну;
- Поставка специализированных компонентов (Xilinx, Altera, Analog Devices, Intersil, Interpoint, Microsemi, Aeroflex, Peregrine, Syfer, Eurofarad, Texas Instrument, Miteq, Cobham, E2V, MA-COM, Hittite, Mini-Circuits, General Dynamics и др.);

Помимо этого, одним из направлений компании «ЭлектроПласт» является направление «Источники питания». Мы предлагаем Вам помощь Конструкторского отдела:

- Подбор оптимального решения, техническое обоснование при выборе компонента;
- Подбор аналогов;
- Консультации по применению компонента;
- Поставка образцов и прототипов;
- Техническая поддержка проекта;
- Защита от снятия компонента с производства.



Как с нами связаться

Телефон: 8 (812) 309 58 32 (многоканальный)

Факс: 8 (812) 320-02-42

Электронная почта: org@eplast1.ru

Адрес: 198099, г. Санкт-Петербург, ул. Калинина, дом 2, корпус 4, литера А.