

# Thin-Film Directional Couplers



## CP0603 SMD Type

### GENERAL DESCRIPTION ITF (Integrated Thin-Film) TECHNOLOGY

The ITF SMD Coupler is based on thin-film multilayer technology. The technology provides a miniature part with excellent high frequency performance and rugged construction for reliable automatic assembly. The ITF Coupler is offered in a variety of frequency bands compatible with various types of high frequency wireless systems.

### DIMENSIONS: millimeters (inches)



|    | 0603                                |
|----|-------------------------------------|
| L  | 1.6±0.1<br>(0.063±0.004)            |
| W  | 0.84±0.1<br>(0.033±0.004)           |
| T  | 0.60±0.1<br>(0.028±0.004)           |
| A  | 0.35±0.15<br>(0.014±0.006)          |
| B  | 0.175±0.1<br>(0.007±0.004)          |
| B1 | 0.00+0.1/0-0.0<br>(0.00+0.004/-0.0) |

### APPLICATIONS

- Mobile Communications
- Satellite TV Receivers
- GPS
- Vehicle Location Systems
- Wireless LAN's

### FEATURES

- Miniature Size: 0603
- Frequency Range: 800MHz - 3GHz
- Characteristic Impedance: 50Ω
- Operating / Storage Temp.: -40°C to +85°C
- Power Rating: 3W Continuous
- Low Profile
- Rugged Construction
- Taped and Reeled

### HOW TO ORDER

|  |  |                             |  |                                 |  |  |
|--|--|-----------------------------|--|---------------------------------|--|--|
| <b>CP</b><br><br><b>Style</b><br>Directional Coupler | <b>0603</b><br><br><b>Size</b><br>0603 | <b>X</b><br><br><b>Type</b> | <b>****</b><br><br><b>Frequency</b><br>MHz | <b>X</b><br><br><b>Sub Type</b> | <b>S</b><br><br><b>Termination Code</b><br>W = Sn90, Pb10<br>**S = Sn100 | <b>TR</b><br><br><b>Packaging Code</b><br>TR = Tape and Reel |
|--|--|-----------------------------|--|---------------------------------|--|--|

**\*\*RoHS compliant**

### QUALITY INSPECTION

Finished parts are 100% tested for electrical parameters and visual characteristics. Each production lot is evaluated on a sample basis for:

- Static Humidity: 85°C, 85% RH, 160 hours
- Endurance: 125°C, I<sub>R</sub>, 4 hours

### TERMINATION

Nickel/Solder coating compatible with automatic soldering technologies: reflow, wave soldering, vapor phase and manual.

### Recommended Pad Layout Dimensions mm (inches)



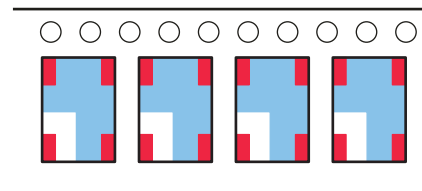
### TERMINALS (Top View)



**Not RoHS Compliant**



For RoHS compliant products, please select correct termination style.



Orientation in tape

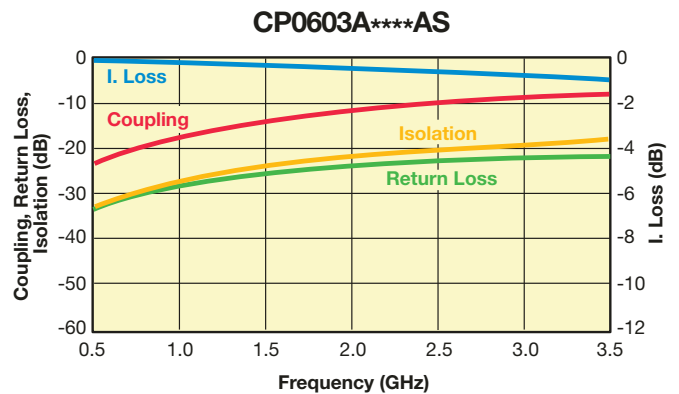
# Thin-Film Directional Couplers



## CP0603 SMD Type

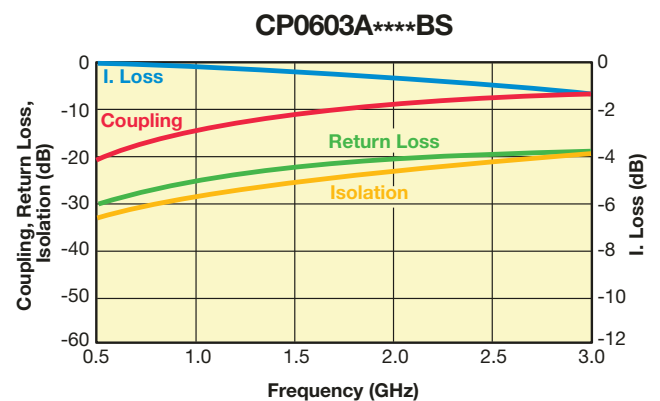
Coupler P/N CP0603A\*\*\*\*AS

| Application  | P/N Examples  | Frequency Band [MHz] | Coupling [dB] | I. Loss max | VSWR max |
|--------------|---------------|----------------------|---------------|-------------|----------|
| AMPS         | CP0603A0836AS | 824 - 849            | 18.5±1        | 0.25        | 1.2      |
|              | CP0603A0881AS | 869 - 894            | 18.5±1        |             |          |
| GSM          | CP0603A0902AS | 890 - 915            | 18±1          | 0.25        |          |
|              | CP0603A0947AS | 935 - 960            | 17.5±1        |             |          |
| E-GSM        | CP0603A0897AS | 880 - 915            | 18±1          | 0.4         |          |
|              | CP0603A0942AS | 925 - 960            | 17.5±1        |             |          |
| PDC          | CP0603A1441AS | 1429 - 1453          | 14±1          | 0.6         |          |
| PCN          | CP0603A1747AS | 1710 - 1785          | 12.5±1        |             |          |
|              | CP0603A1842AS | 1805 - 1880          | 12±1          |             |          |
| PCS          | CP0603A1880AS | 1850 - 1910          | 12±1          | 0.6         |          |
|              | CP0603A1960AS | 1930 - 1990          | 11.5±1        |             |          |
| PHP          | CP0603A1907AS | 1895 - 1920          | 12±1          | 0.85        |          |
| DECT         | CP0603A1890AS | 1880 - 1900          | 12±1          |             |          |
| Wireless LAN | CP0603A2442AS | 2400 - 2484          | 10±1          |             |          |



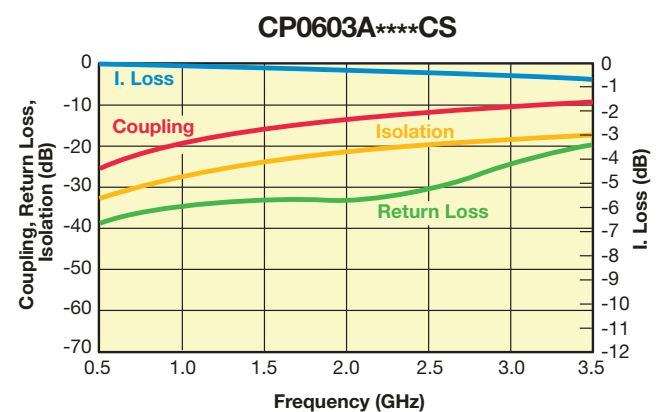
Coupler P/N CP0603A\*\*\*\*BS

| Application  | P/N Examples  | Frequency Band [MHz] | Coupling [dB] | I. Loss max | VSWR max |
|--------------|---------------|----------------------|---------------|-------------|----------|
| AMPS         | CP0603A0836BS | 824 - 849            | 16±1          | 0.25        | 1.2      |
|              | CP0603A0881BS | 869 - 894            | 15.5±1        |             |          |
| GSM          | CP0603A0902BS | 890 - 915            | 15.5±1        | 0.55        |          |
|              | CP0603A0947BS | 935 - 960            | 15±1          |             |          |
| E-GSM        | CP0603A0897BS | 880 - 915            | 15.5±1        | 0.8         |          |
|              | CP0603A0942BS | 925 - 960            | 15±1          |             |          |
| PDC          | CP0603A1441BS | 1429 - 1453          | 11.5±1        | 1.3         |          |
| PCN          | CP0603A1747BS | 1710 - 1785          | 10±1          |             | 1.4      |
|              | CP0603A1842BS | 1805 - 1880          | 9.5±1         |             |          |
| PCS          | CP0603A1880BS | 1850 - 1910          | 9±1           | 1.1         |          |
|              | CP0603A1960BS | 1930 - 1990          | 9±1           |             |          |
| PHP          | CP0603A1907BS | 1895 - 1920          | 9±1           |             |          |
| DECT         | CP0603A1890BS | 1880 - 1900          | 9±1           |             |          |
| Wireless LAN | CP0603A2442BS | 2400 - 2484          | 7.5±1         |             |          |



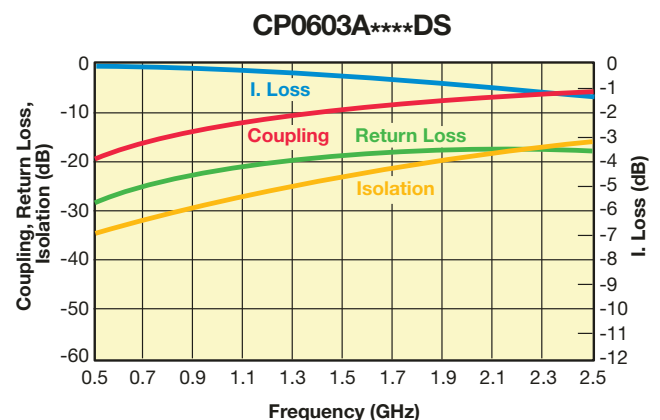
Coupler P/N CP0603A\*\*\*\*CS

| Application  | P/N Examples  | Frequency Band [MHz] | Coupling [dB] | I. Loss max | VSWR max |
|--------------|---------------|----------------------|---------------|-------------|----------|
| AMPS         | CP0603A0836CS | 824 - 849            | 21±1          | 0.25        | 1.2      |
|              | CP0603A0881CS | 869 - 894            | 20.5±1        |             |          |
| GSM          | CP0603A0902CS | 890 - 915            | 20.5±1        | 0.40        |          |
|              | CP0603A0947CS | 935 - 960            | 20±1          |             |          |
| E-GSM        | CP0603A0897CS | 880 - 915            | 20.5±1        | 0.5         |          |
|              | CP0603A0942CS | 925 - 960            | 20±1          |             |          |
| PDC          | CP0603A1441CS | 1429 - 1453          | 16.5±1        | 0.65        |          |
| PCN          | CP0603A1747CS | 1710 - 1785          | 15±1          |             |          |
|              | CP0603A1842CS | 1805 - 1880          | 14.5±1        |             |          |
| PCS          | CP0603A1880CS | 1850 - 1910          | 14.5±1        | 0.65        |          |
|              | CP0603A1960CS | 1930 - 1990          | 14±1          |             |          |
| PHP          | CP0603A1907CS | 1895 - 1920          | 14.5±1        |             |          |
| DECT         | CP0603A1890CS | 1880 - 1900          | 14.5±1        |             |          |
| Wireless LAN | CP0603A2442CS | 2400 - 2484          | 12.5±1        |             |          |



Coupler P/N CP0603A\*\*\*\*DS

| Application  | P/N Examples  | Frequency Band [MHz] | Coupling [dB] | I. Loss max | VSWR max |
|--------------|---------------|----------------------|---------------|-------------|----------|
| AMPS         | CP0603A0836DS | 824 - 849            | 15.0±1        | 0.40        | 1.2      |
|              | CP0603A0881DS | 869 - 894            | 14.5±1        |             |          |
| GSM          | CP0603A0902DS | 890 - 915            | 14.5±1        | 0.7         |          |
|              | CP0603A0947DS | 935 - 960            | 14±1          |             |          |
| E-GSM        | CP0603A0897DS | 880 - 915            | 14.5±1        | 0.9         |          |
|              | CP0603A0942DS | 925 - 960            | 14±1          |             |          |
| PDC          | CP0603A1441DS | 1429 - 1453          | 10.5±1        | 1.0         |          |
| PCN          | CP0603A1747DS | 1710 - 1785          | 9±1           |             | 1.5      |
|              | CP0603A1842DS | 1805 - 1880          | 8.5±1         |             |          |
| PCS          | CP0603A1880DS | 1850 - 1910          | 8.5±1         | 1.5         |          |
|              | CP0603A1960DS | 1930 - 1990          | 8±1           |             |          |
| PHP          | CP0603A1907DS | 1895 - 1920          | 8.5±1         |             |          |
| DECT         | CP0603A1890DS | 1880 - 1900          | 8.5±1         |             |          |
| Wireless LAN | CP0603A2442DS | 2400 - 2484          | 6.5±1         |             |          |



Important: Couplers can be used at any frequency within the indicated range.



# Thin-Film Directional Couplers

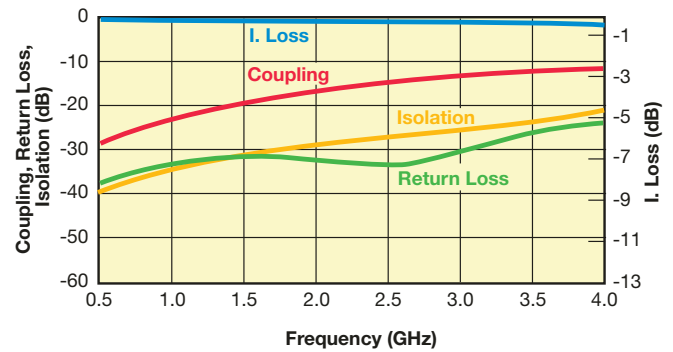


## CP0603 SMD Type

Coupler P/N CP0603B\*\*\*\*AS

| Application  | P/N Examples  | Frequency Band [MHz] | Coupling [dB] | I. Loss max | VSWR max |      |
|--------------|---------------|----------------------|---------------|-------------|----------|------|
| AMPS         | CP0603B0836AS | 824 - 849            | 24.5±1        | 0.2         | 1.2      |      |
|              | CP0603B0881AS | 869 - 894            | 24±1          |             |          |      |
| GSM          | CP0603B0902AS | 890 - 915            | 24±1          |             |          |      |
|              | CP0603B0947AS | 935 - 960            | 23.5±1        |             |          |      |
| E-GSM        | CP0603B0897AS | 880 - 915            | 24±1          |             |          |      |
|              | CP0603B0942AS | 925 - 960            | 23.5±1        |             |          |      |
| PDC          | CP0603B1441AS | 1429 - 1453          | 20±1          |             |          | 0.25 |
| PCN          | CP0603B1747AS | 1710 - 1785          | 18±1          |             |          |      |
| PCS          | CP0603B1842AS | 1805 - 1880          | 17.5±1        |             |          | 0.3  |
|              | CP0603B1880AS | 1850 - 1910          | 17.5±1        |             |          |      |
| PHP          | CP0603B1960AS | 1930 - 1990          | 17.5±1        |             |          |      |
| DECT         | CP0603B1907AS | 1895 - 1920          | 17.5±1        |             |          | 0.45 |
| Wireless LAN | CP0603B1890AS | 1880 - 1900          | 17.5±1        |             |          |      |
|              | CP0603B2442AS | 2400 - 2484          | 15.5±1        |             |          |      |

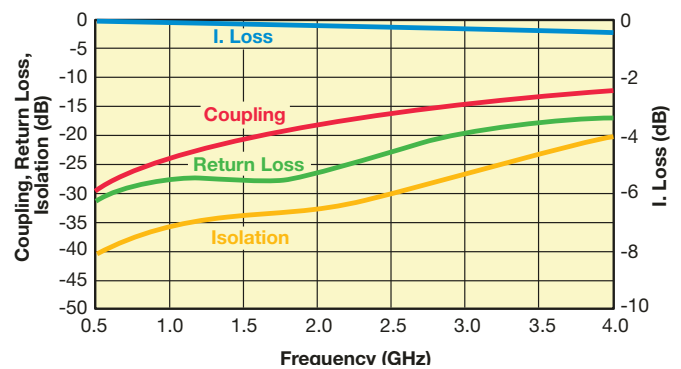
CP0603B\*\*\*\*AS



Coupler P/N CP0603B\*\*\*\*BS

| Application  | P/N Examples  | Frequency Band [MHz] | Coupling [dB] | I. Loss max | VSWR max |      |
|--------------|---------------|----------------------|---------------|-------------|----------|------|
| AMPS         | CP0603B0836BS | 824 - 849            | 25.5±1        | 0.2         | 1.2      |      |
|              | CP0603B0881BS | 869 - 894            | 25±1          |             |          |      |
| GSM          | CP0603B0902BS | 890 - 915            | 25±1          |             |          |      |
|              | CP0603B0947BS | 935 - 960            | 24.5±1        |             |          |      |
| E-GSM        | CP0603B0897BS | 880 - 915            | 25±1          |             |          |      |
|              | CP0603B0942BS | 925 - 960            | 24.5±1        |             |          |      |
| PDC          | CP0603B1441BS | 1429 - 1453          | 21±1          |             |          | 0.25 |
| PCN          | CP0603B1747BS | 1710 - 1785          | 19±1          |             |          |      |
| PCS          | CP0603B1842BS | 1805 - 1880          | 19±1          |             |          | 0.25 |
|              | CP0603B1880BS | 1850 - 1910          | 18.5±1        |             |          |      |
| PHP          | CP0603B1960BS | 1930 - 1990          | 18.5±1        |             |          |      |
| DECT         | CP0603B1907BS | 1895 - 1920          | 18.5±1        |             |          | 0.35 |
| Wireless LAN | CP0603B1890BS | 1880 - 1900          | 18.5±1        |             |          |      |
|              | CP0603B2442BS | 2400 - 2484          | 16.5±1        |             |          |      |

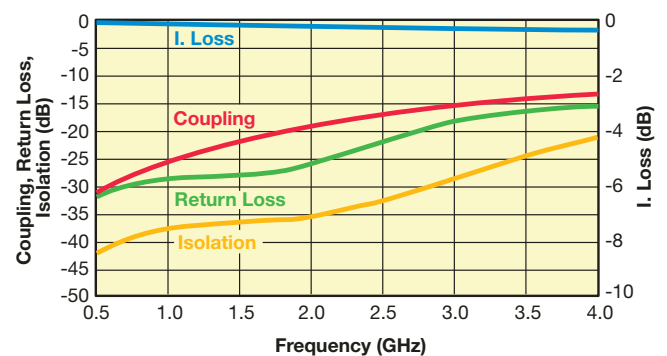
CP0603B\*\*\*\*BS



Coupler P/N CP0603B\*\*\*\*CS

| Application  | P/N Examples  | Frequency Band [MHz] | Coupling [dB] | I. Loss max | VSWR max |      |
|--------------|---------------|----------------------|---------------|-------------|----------|------|
| AMPS         | CP0603B0836CS | 824 - 849            | 26.5±1        | 0.2         | 1.2      |      |
|              | CP0603B0881CS | 869 - 894            | 26±1          |             |          |      |
| GSM          | CP0603B0902CS | 890 - 915            | 26±1          |             |          |      |
|              | CP0603B0947CS | 935 - 960            | 25.5±1        |             |          |      |
| E-GSM        | CP0603B0897CS | 880 - 915            | 26±1          |             |          |      |
|              | CP0603B0942CS | 925 - 960            | 25.5±1        |             |          |      |
| PDC          | CP0603B1441CS | 1429 - 1453          | 22±1          |             |          | 0.25 |
| PCN          | CP0603B1747CS | 1710 - 1785          | 20.5±1        |             |          |      |
| PCS          | CP0603B1842CS | 1805 - 1880          | 20±1          |             |          | 0.25 |
|              | CP0603B1880CS | 1850 - 1910          | 20±1          |             |          |      |
| PHP          | CP0603B1960CS | 1930 - 1990          | 19.5±1        |             |          |      |
| DECT         | CP0603B1907CS | 1895 - 1920          | 20±1          |             |          | 0.35 |
| Wireless LAN | CP0603B1890CS | 1880 - 1900          | 20±1          |             |          |      |
|              | CP0603B2442CS | 2400 - 2484          | 18±1          |             |          |      |

CP0603B\*\*\*\*CS



Important: Couplers can be used at any frequency within the indicated range.

# Thin-Film Directional Couplers



## CP0603 SMD Type – High Directivity

Coupler P/N CP0603D\*\*\*\*AS

| Application  | P/N Examples  | Frequency Band [MHz] | Coupling [dB] | I. Loss max. [dB] | Return Loss [dB] | Directivity [dB] |
|--------------|---------------|----------------------|---------------|-------------------|------------------|------------------|
| AMPS         | CP0603D0836AS | 824 - 849            | 13.50         | 0.50              | 23               | 21               |
|              | CP0603D0881AS | 869 - 894            | 13.00         |                   |                  |                  |
| GSM          | CP0603D0902AS | 890 - 915            | 12.50         | 1.00              | 18               | 19               |
|              | CP0603D0947AS | 935 - 960            | 13.00         |                   |                  |                  |
| E-GSM        | CP0603D0897AS | 880 - 915            | 12.50         | 1.40              | 17               | 17               |
|              | CP0603D0942AS | 925 - 960            | 7.00          |                   |                  |                  |
| PDC          | CP0603D1441AS | 1429 - 1453          | 9.00          | 2.00              | 15               | 15               |
| PCN          | CP0603D1747AS | 1710 - 1785          | 8.00          |                   |                  |                  |
| PCS          | CP0603D1842AS | 1805 - 1880          | 7.50          | 1.40              | 16               | 17               |
|              | CP0603D1880AS | 1850 - 1910          | 7.00          |                   |                  |                  |
| PHP          | CP0603D1907AS | 1895 - 1920          | 7.00          | 1.40              | 16               | 17               |
| DECT         | CP0603D1890AS | 1880 - 1900          | 7.00          |                   |                  |                  |
| Wireless LAN | CP0603D2442AS | 2400 - 2484          | 5.50          | 2.00              | 15               | 15               |

CP0603D\*\*\*\*AS



Coupler P/N CP0603D\*\*\*\*BW

| Application  | P/N Examples  | Frequency Band [MHz] | Coupling [dB] | I. Loss max. [dB] | Return Loss [dB] | Directivity [dB] |
|--------------|---------------|----------------------|---------------|-------------------|------------------|------------------|
| AMPS         | CP0603D0836BS | 824 - 849            | 20.00         | 0.25              | 36               | 19               |
|              | CP0603D0881BS | 869 - 894            | 19.50         |                   |                  |                  |
| GSM          | CP0603D0902BS | 890 - 915            | 19.00         | 0.40              | 35               | 19               |
|              | CP0603D0947BS | 935 - 960            | 19.00         |                   |                  |                  |
| E-GSM        | CP0603D0897BS | 880 - 915            | 19.50         | 0.50              | 36               | 19               |
|              | CP0603D0942BS | 925 - 960            | 19.00         |                   |                  |                  |
| PDC          | CP0603D1441BS | 1429 - 1453          | 15.50         | 0.55              | 30               | 19               |
| PCN          | CP0603D1747BS | 1710 - 1785          | 14.00         |                   |                  |                  |
| PCS          | CP0603D1842BS | 1805 - 1880          | 13.50         | 0.55              | 27               | 19               |
|              | CP0603D1880BS | 1850 - 1910          | 13.00         |                   |                  |                  |
| PHP          | CP0603D1907BS | 1895 - 1920          | 13.00         | 0.70              | 24               | 19               |
| DECT         | CP0603D1890BS | 1880 - 1900          | 13.00         |                   |                  |                  |
| Wireless LAN | CP0603D2442BS | 2400 - 2484          | 11.00         | 0.70              | 24               | 19               |

CP0603D\*\*\*\*BS



Important: Couplers can be used at any frequency within the indicated range.





Компания «ЭлектроПласт» предлагает заключение долгосрочных отношений при поставках импортных электронных компонентов на взаимовыгодных условиях!

Наши преимущества:

- Оперативные поставки широкого спектра электронных компонентов отечественного и импортного производства напрямую от производителей и с крупнейших мировых складов;
- Поставка более 17-ти миллионов наименований электронных компонентов;
- Поставка сложных, дефицитных, либо снятых с производства позиций;
- Оперативные сроки поставки под заказ (от 5 рабочих дней);
- Экспресс доставка в любую точку России;
- Техническая поддержка проекта, помощь в подборе аналогов, поставка прототипов;
- Система менеджмента качества сертифицирована по Международному стандарту ISO 9001;
- Лицензия ФСБ на осуществление работ с использованием сведений, составляющих государственную тайну;
- Поставка специализированных компонентов (Xilinx, Altera, Analog Devices, Intersil, Interpoint, Microsemi, Aeroflex, Peregrine, Syfer, Eurofarad, Texas Instrument, Miteq, Cobham, E2V, MA-COM, Hittite, Mini-Circuits, General Dynamics и др.);

Помимо этого, одним из направлений компании «ЭлектроПласт» является направление «Источники питания». Мы предлагаем Вам помощь Конструкторского отдела:

- Подбор оптимального решения, техническое обоснование при выборе компонента;
- Подбор аналогов;
- Консультации по применению компонента;
- Поставка образцов и прототипов;
- Техническая поддержка проекта;
- Защита от снятия компонента с производства.



#### Как с нами связаться

**Телефон:** 8 (812) 309 58 32 (многоканальный)

**Факс:** 8 (812) 320-02-42

**Электронная почта:** [org@eplast1.ru](mailto:org@eplast1.ru)

**Адрес:** 198099, г. Санкт-Петербург, ул. Калинина, дом 2, корпус 4, литера А.