SERIES 19
2" Diameter, 15 Amp

FEATURES
- UL Recognized
- Rugged Construction
- Choice of Termination

DIMENSIONS In inches (and millimeters)

Solder Lug Terminals

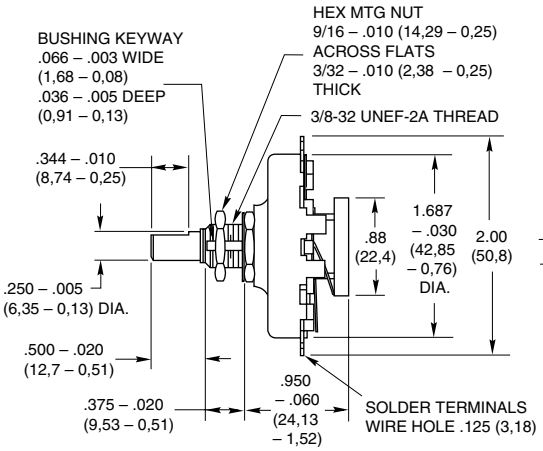

'Faston' Terminals

All dimensions not shown are the same as the Solder Lug Terminals.

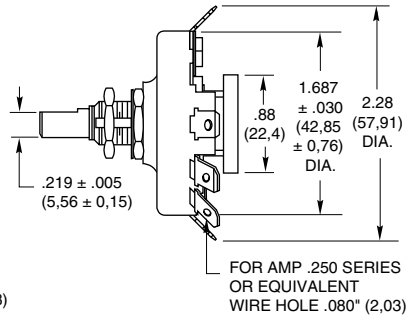

Non-Turn Washer Detail

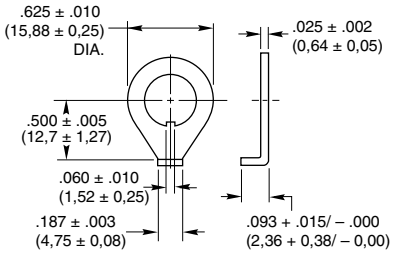

Grayhill part number and date code marked on label. Customer part number marked on request.

SPECIFICATIONS

Electrical Rating

Rated: UL Recognition: File Number E35289
15 Amps, 120 Vac, non-inductive load.
One Amp, 120 Vdc, non-inductive load.
Additional Grayhill Rating: 7.5 Amps, 220 Vac, non-inductive load.
This rating is based on the following criteria:
Overload—50 operations at 125% rated ac load and 150% rated DC load.
Endurance—6000 operations at rated load with 900 Vac dielectric strength before and after test.
Temperature Rise—Not to exceed 30°C when carrying rated ac load after endurance test.
Contacts will carry 20 Amps at 115 volts AC with 30°C maximum temperature rise.
Contact Resistance: (Measured at 2 Vdc and approximately 100 mA) for new switch approximately 10 milliohms.
Insulation Resistance: Approximately 100,000 Mohms. Between mutually insulated parts.
Voltage Breakdown: Approximately 2500 Vac between mutually insulated parts.

Materials and Finishes

Rotor Contact: Silver alloy
Stator Contact: Silver alloy
Shaft: 303 Stainless steel
Stop Rivet: Steel, tin/zinc-plated
Mounting Bushing: Brass, tin/zinc-plated
Base and Drive Hub: Heat resistant, electrical grade phenolic.
Mounting Nut: Brass, tin/zinc-plated or stainless steel.
Detent Mechanism: Brass, silver-plated
"Faston" Terminal: Brass, silver-plated
Solder Terminal: Brass, silver-plated
Mounting Hardware: One mounting nut 9/16" across flats, 3/32" thick and one non-turn washer (see detail) are supplied with each switch.

Additional Characteristics

Single Pole, Single Deck: 2 to 11 positions plus common 30° Indexing.
Contacts: Non-shorting type
Stops: A rivet provides the fixed stop on all switches. Minimum number of positions is 2, and maximum is 11. Terminal 12, the common, is isolated from rotation.
Rotational Torque: 12 to 36 ounch-inches on average for new switches.
Contact Force: Approximately 12 ounces
Shaft Flat Orientation: Opposite point of contact (see circuit diagram).

Circuit Diagram viewed from shaft end with switch in position #1

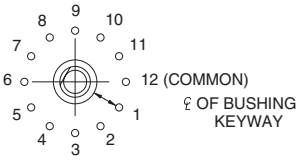

ACCESSORIES

Screw Terminal Adapter

Spring loaded, plug-in adapters for 'Faston' Terminals provide excellent mechanical fit and electrical contact. Adapter material is brass tin-plated. The terminal adapters are available with a 6-32 thread (-1) or 8-32 thread (-2). A 1/4" panhead screw is provided as part of the adapter.

Part No. SC906-1 .....6-32 Thread
Part No. SC906-2 .....8-32 Thread

Non-Turn Washer

Brass, tin/zinc-plated washer, detailed above may be purchased as a separate item.
Part No. 19C1014.

ORDERING INFORMATION

Part Numbers: Designate as follows, using the 2 digits after the dash to indicate the number of positions.
For Faston Terminal:
Use 19101-02UL through 19101-11UL
For Solder Terminal:
Use 19001-02UL through 19001-11UL
Specials: Not available through Distributors. For special shafts, bushings, etc. contact Grayhill.

Available from your local Grayhill Distributor.
For prices and discounts, contact a local Sales Office, an authorized local Distributor or Grayhill.

Компания «ЭлектроПласт» предлагает заключение долгосрочных отношений при поставках импортных электронных компонентов на взаимовыгодных условиях!

Наши преимущества:

- Оперативные поставки широкого спектра электронных компонентов отечественного и импортного производства напрямую от производителей и с крупнейших мировых складов;
- Поставка более 17-ти миллионов наименований электронных компонентов;
- Поставка сложных, дефицитных, либо снятых с производства позиций;
- Оперативные сроки поставки под заказ (от 5 рабочих дней);
- Экспресс доставка в любую точку России;
- Техническая поддержка проекта, помощь в подборе аналогов, поставка прототипов;
- Система менеджмента качества сертифицирована по Международному стандарту ISO 9001;
- Лицензия ФСБ на осуществление работ с использованием сведений, составляющих государственную тайну;
- Поставка специализированных компонентов (Xilinx, Altera, Analog Devices, Intersil, Interpoint, Microsemi, Aeroflex, Peregrine, Syfer, Eurofarad, Texas Instrument, Miteq, Cobham, E2V, MA-COM, Hittite, Mini-Circuits,General Dynamics и др.);

Помимо этого, одним из направлений компании «ЭлектроПласт» является направление «Источники питания». Мы предлагаем Вам помощь Конструкторского отдела:

- Подбор оптимального решения, техническое обоснование при выборе компонента;
- Подбор аналогов;
- Консультации по применению компонента;
- Поставка образцов и прототипов;
- Техническая поддержка проекта;
- Защита от снятия компонента с производства.

Как с нами связаться

Телефон: 8 (812) 309 58 32 (многоканальный)
Факс: 8 (812) 320-02-42
Электронная почта: org@eplast1.ru
Адрес: 198099, г. Санкт-Петербург, ул. Калинина, дом 2, корпус 4, литера А.