



Micro Commercial Components



Micro Commercial Components
20736 Marilla Street Chatsworth
CA 91311
Phone: (818) 701-4933
Fax: (818) 701-4939

MMBZ5221BW
THRU
MMBZ5259BW

Features

- Halogen free available upon request by adding suffix "-HF"
Wide Voltage Range Available
Small Outline Package For Space Savings
High Temp Soldering: 260°C for 10 Seconds At Terminals
Surface Mount Package
Epoxy meets UL 94 V-0 flammability rating
Moisture Sensitivity Level 1

Maximum Ratings

- Operating Junction Temperature: -55°C to +150°C
Storage Temperature: -55°C to +150°C

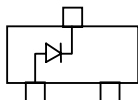
Maximum Ratings @ 25°C Unless Otherwise Specified

Table with 4 columns: Parameter, Symbol, Value, Units. Rows include Zener Current (IF, 10 mA), Maximum Forward Voltage (VF, 0.9 V), Power Dissipation (Pd, 200 mWatt), Thermal Resistance Junction to Ambient Air (RthJA, 357 K/W).

NOTES:

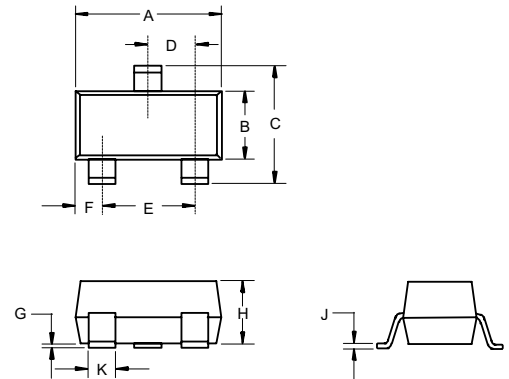
A. Mounted on FR4 PC board with our suggested solder pad layout .

*Pin Configuration - Top View



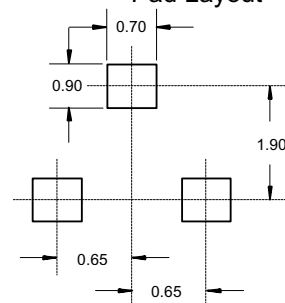
200 mW
Zener Diode
2.4 to 39 Volts

SOT-323



DIMENSIONS table with columns for DIM, INCHES (MIN, MAX), MM (MIN, MAX), and NOTE. Rows A through K provide specific dimension values.

Suggested Solder Pad Layout



MMBZ5221BW thru MMBZ5259BW

ELECTRICAL CHARACTERISTICS @25°C

MCC PART NUMBER	MARKING	NOMINAL ZENER VOLTAGE V_Z @ I_{ZT} VOLTS	TEST CURRENT I_{ZT} mA	MAXIMUM ZENER IMPEDANCE 'B' SUFFIX ONLY Z_{ZT} @ I_{ZT} Z_{ZK} @ $I_{ZK} = 0.25mA$ OHMS OHMS		MAXIMUM REVERSE LEAKAGE CURRENT I_R @ V_R μA VOLTS	
MMBZ5221BW	KC1/C1	2.4	20	30	1200	100	1.0
MMBZ5222BW	KC2/C2	2.5	20	30	1250	100	1.0
MMBZ5223BW	KC3/C3	2.7	20	30	1300	75	1.0
MMBZ5225BW	KC5/C5	3.0	20	29	1600	50	1.0
MMBZ5226BW	KG1/D1	3.3	20	28	1600	25	1.0
MMBZ5227BW	KG2/D2	3.6	20	24	1700	15	1.0
MMBZ5228BW	KG3/D3	3.9	20	23	1900	10	1.0
MMBZ5229BW	KG4/D4	4.3	20	22	2000	5.0	1.0
MMBZ5230BW	KG5/D5	4.7	20	19	1900	5.0	2.0
MMBZ5231BW	KE1/E1	5.1	20	17	1600	5.0	2.0
MMBZ5232BW	KE2/E2	5.6	20	11	1600	5.0	3.0
MMBZ5234BW	KE4/E4	6.2	20	7.0	1000	5.0	4.0
MMBZ5235BW	KE5/E5	6.8	20	5.0	750	3.0	5.0
MMBZ5236BW	KF1/F1	7.5	20	6.0	500	3.0	6.0
MMBZ5237BW	KF2/F2	8.2	20	8.0	500	3.0	6.5
MMBZ5239BW	KF4/F4	9.1	20	10	600	3.0	7.0
MMBZ5240BW	KF5/F5	10	20	17	600	3.0	8.0
MMBZ5241BW	KH1/H1	11	20	22	600	2.0	8.4
MMBZ5242BW	KH2/H2	12	20	30	600	1.0	9.1
MMBZ5243BW	KH3/H3	13	9.5	13	600	0.5	9.9
MMBZ5244BW	KH4/H4	14	9.0	15	600	0.1	10
MMBZ5245BW	KH5/H5	15	8.5	16	600	0.1	11
MMBZ5246BW	KJ1/J1	16	7.8	17	600	0.1	12
MMBZ5248BW	KJ3/J3	18	7.0	21	600	0.1	14
MMBZ5250BW	KJ5/J5	20	6.2	25	600	0.1	15
MMBZ5251BW	KK1/K1	22	5.6	29	600	0.1	17
MMBZ5252BW	KK2/K2	24	5.2	33	600	0.1	18
MMBZ5254BW	KK4/K4	27	5.0	41	600	0.1	21
MMBZ5255BW	KK5/K5	28	4.5	44	600	0.1	21
MMBZ5256BW	KM1/M1	30	4.2	49	600	0.1	23
MMBZ5257BW	KM2/M2	33	3.8	58	700	0.1	25
MMBZ5258BW	KM3/M3	36	3.4	70	700	0.1	27
MMBZ5259BW	KM4/M4	39	3.2	80	800	0.1	30

Note:

- Tolerance and Type Number Designation. The type numbers listed have a standard tolerance on the nominal zener voltage of $\pm 5\%$.
- Specials Available Include:
 - Nominal zener voltages between the voltages shown and tighter voltage tolerances.
 - Matched sets.
- Zener Voltage (V_Z) Measurement. Guarantees the zener voltage when measured at 90 seconds while maintaining the lead temperature (T_L) at 30°C, from the diode body.
- Zener Impedance (Z_Z) Derivation. The zener impedance is derived from the 60 cycle ac voltage, which results when an AC current having an rms value equal to 10% of the dc zener current (I_{ZT} or I_{ZK}) is superimposed on I_{ZT} or I_{ZK} .
- Surge Current (I_R) Non-Repetitive. The rating listed in the electrical characteristics table is maximum peak, non-repetitive, reverse surge current of 1/2 square wave or equivalent sine wave pulse of 1/120 second duration superimposed on the test current, I_{ZT} , per JEDEC registration; however, actual device capability is as described in Figure 5.



TM

Micro Commercial Components

Ordering Information :

Device	Packing
Part Number-TP	Tape&Reel: 3Kpcs/Reel

Note : Adding "-HF" suffix for halogen free, eg. Part Number-TP-HF

IMPORTANT NOTICE

Micro Commercial Components Corp. reserves the right to make changes without further notice to any product herein to make corrections, modifications , enhancements , improvements , or other changes . **Micro Commercial Components Corp .** does not assume any liability arising out of the application or use of any product described herein; neither does it convey any license under its patent rights ,nor the rights of others . The user of products in such applications shall assume all risks of such use and will agree to hold **Micro Commercial Components Corp .** and all the companies whose products are represented on our website, harmless against all damages.

LIFE SUPPORT

MCC's products are not authorized for use as critical components in life support devices or systems without the express written approval of Micro Commercial Components Corporation.

CUSTOMER AWARENESS

Counterfeiting of semiconductor parts is a growing problem in the industry. Micro Commercial Components (MCC) is taking strong measures to protect ourselves and our customers from the proliferation of counterfeit parts. MCC strongly encourages customers to purchase MCC parts either directly from MCC or from Authorized MCC Distributors who are listed by country on our web page cited below. Products customers buy either from MCC directly or from Authorized MCC Distributors are genuine parts, have full traceability, meet MCC's quality standards for handling and storage. **MCC will not provide any warranty coverage or other assistance for parts bought from Unauthorized Sources.** MCC is committed to combat this global problem and encourage our customers to do their part in stopping this practice by buying direct or from authorized distributors.

www.mccsemi.com



Компания «ЭлектроПласт» предлагает заключение долгосрочных отношений при поставках импортных электронных компонентов на взаимовыгодных условиях!

Наши преимущества:

- Оперативные поставки широкого спектра электронных компонентов отечественного и импортного производства напрямую от производителей и с крупнейших мировых складов;
- Поставка более 17-ти миллионов наименований электронных компонентов;
- Поставка сложных, дефицитных, либо снятых с производства позиций;
- Оперативные сроки поставки под заказ (от 5 рабочих дней);
- Экспресс доставка в любую точку России;
- Техническая поддержка проекта, помощь в подборе аналогов, поставка прототипов;
- Система менеджмента качества сертифицирована по Международному стандарту ISO 9001;
- Лицензия ФСБ на осуществление работ с использованием сведений, составляющих государственную тайну;
- Поставка специализированных компонентов (Xilinx, Altera, Analog Devices, Intersil, Interpoint, Microsemi, Aeroflex, Peregrine, Syfer, Eurofarad, Texas Instrument, Miteq, Cobham, E2V, MA-COM, Hittite, Mini-Circuits, General Dynamics и др.);

Помимо этого, одним из направлений компании «ЭлектроПласт» является направление «Источники питания». Мы предлагаем Вам помощь Конструкторского отдела:

- Подбор оптимального решения, техническое обоснование при выборе компонента;
- Подбор аналогов;
- Консультации по применению компонента;
- Поставка образцов и прототипов;
- Техническая поддержка проекта;
- Защита от снятия компонента с производства.



Как с нами связаться

Телефон: 8 (812) 309 58 32 (многоканальный)

Факс: 8 (812) 320-02-42

Электронная почта: org@eplast1.ru

Адрес: 198099, г. Санкт-Петербург, ул. Калинина, дом 2, корпус 4, литера А.