


HC9 Series

High Current 9 Power Inductors



Description

- 155°C maximum total operating temperature
- Surface mount inductors designed for higher speed switch mode applications requiring lower inductance, low voltage and high current

- Design utilizes high temperature powder iron material with a non-organic binder to eliminate thermal aging
- Inductance Range from 0.2µH to 47.0µH
- Current Range from 3.65 amps to 95.0 amps
- Frequency Range 1kHz to 500kHz



Applications

- Next generation processors
- High current DC-DC converters
- VRM, multi-phase buck regulator
- PC, workstations, routers, servers

Environmental Data

- Storage temperature range: -40°C to +155°C
- Operating temperature range: -40°C to +155°C (range is application specific)
- Solder reflow temperature: +260°C max for 10 seconds maximum

Packaging

- Supplied in tape and reel packaging, 450 parts per reel

Part Number	Rated Inductance µH	OCL ⁽¹⁾ Nominal +/-15% µH	I _{rms} ⁽²⁾ Amps (Typ.)	I _{sat} ⁽³⁾ Amps 20% rolloff	I _{sat} ⁽⁴⁾ Amps 30% rolloff	DCR (mΩ) max. @ 20°C	Volts ⁽⁵⁾ µSec (VµS)
HC9-R20-R	0.20	0.218	46.7	65	95	0.50	2.87
HC9-R47-R	0.47	0.544	33.7	40	57	0.88	4.78
HC9-1R0-R	1.0	1.04	23.7	28	41	1.87	6.70
HC9-1R5-R	1.5	1.70	21.0	22	32	2.27	8.46
HC9-2R2-R	2.2	2.53	17.2	18	26	3.37	10.4
HC9-3R3-R	3.3	3.52	14.3	15	22	4.87	12.4
HC9-4R3-R	4.3	4.67	13.0	13.2	19.1	5.90	14.4
HC9-6R8-R	6.8	7.45	10.3	11.4	15.1	9.40	18.1
HC9-100-R	10.0	10.9	8.50	8.6	12.5	14.0	22.0
HC9-220-R	22.0	22.4	6.30	6.0	8.7	25.7	31.5
HC9-330-R	33.0	34.5	4.42	4.8	7.0	48.8	37.3
HC9-470-R	47.0	49.2	3.65	3.9	5.7	72.3	44.8

1) Test Parameters: 100kHz, 1.0V_{rms}

2) I_{rms} amps for approximately ΔT of 40°C without core loss.

Derating is necessary for AC currents. Pad layout, trace thickness and width, airflow, and proximity of other heat generating components will affect the temperature rise. It is recommended that the temperature of the part not exceed 155°C under worst case conditions verified in the end application.

3) Peak current for approximately 20% rolloff @20°C

4) Peak current for approximately 30% rolloff @20°C

5) Applied Volt-Time product (V-µS) across the inductor. This value represents the applied V-µS at operating frequency necessary to generate additional core loss which contributes to the 40°C temperature rise. De-rating of the I_{rms} is required to prevent excessive temperature rise. The 100% VµS rating is equivalent to a ripple current I_{p-p} of 20% of I_{sat} (30% rolloff option).

Part number definition:

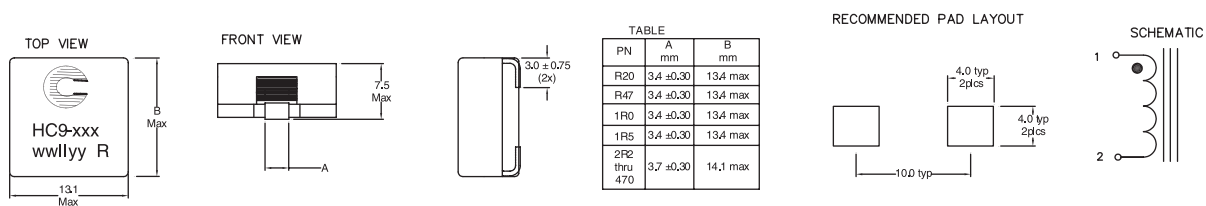
First 3 characters = Product code and size.

Last 3 characters = Inductance in µH. R = decimal point.

If no R is present third character = # of zeros.

-R suffix = RoHS compliant

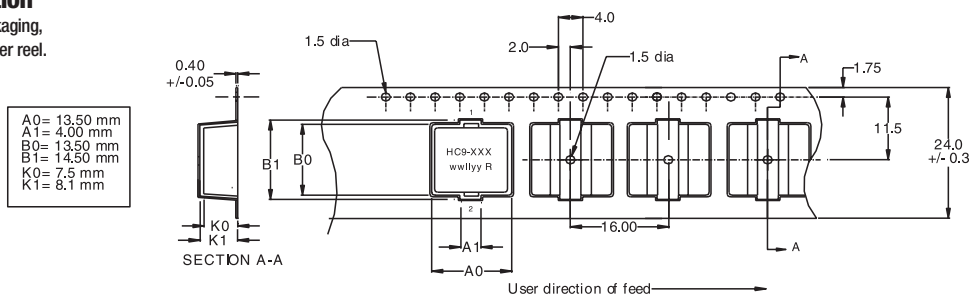
Dimensions - mm



All dimensions +/-0.2 mm unless otherwise specified.
wwilly = Date Code, R = Revision Level

Packaging Information

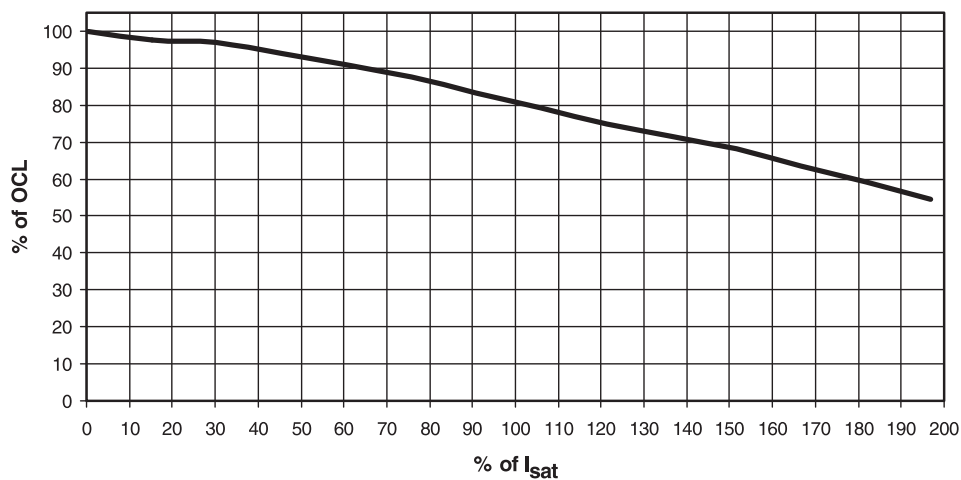
Supplied in tape and reel packaging,
450 parts per reel, 13" diameter reel.



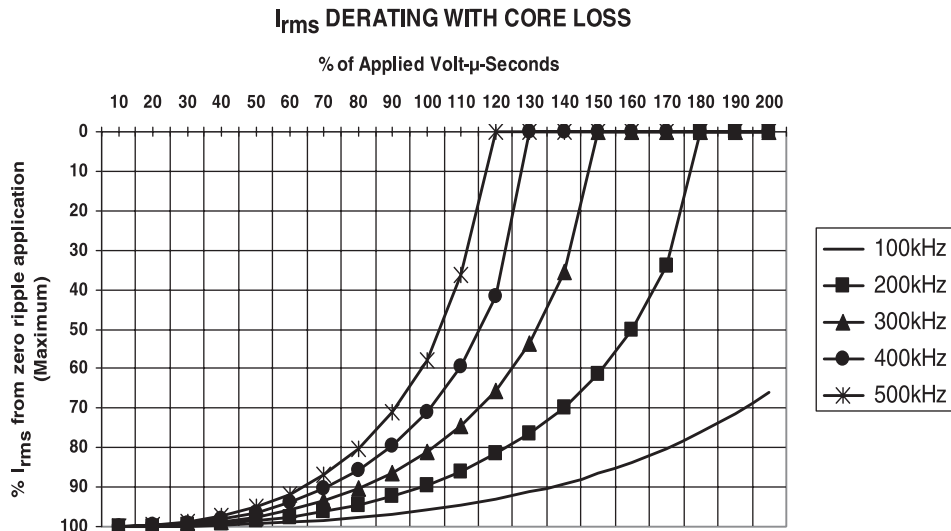
Dimensions in Millimeters

Rolloff

OCL vs I_{sat}



Core Loss



North America

Cooper Bussmann
1225 Broken Sound Parkway NW
Suite F
Boca Raton, FL 33487-3533
Tel: 1-561-998-4100
Fax: 1-561-241-6640
Toll Free: 1-888-414-2645

Cooper Bussmann
P.O. Box 14460
St. Louis, MO 63178-4460
Tel: 1-636-394-2877
Fax: 1-636-527-1607

Europe

Cooper Bussmann
Cooper (UK) Limited
Burton-on-the-Wolds
Leicestershire • LE12 5TH UK
Tel: +44 (0) 1509 882 737
Fax: +44 (0) 1509 882 786

Cooper Bussmann
Avda. Santa Eulalia, 290
08223
Terrassa, (Barcelona), Spain
Tel: +34 937 362 812
+34 937 362 813
Fax: +34 937 362 719

Asia Pacific

Cooper Bussmann
1 Jalan Kilang Timor
#06-01 Pacific Tech Centre
Singapore 159303
Tel: +65 278 6151
Fax: +65 270 4160

This bulletin is intended to present product design solutions and technical information that will help the end user with design applications. Cooper Bussmann reserves the right, without notice, to change design or construction of any products and to discontinue or limit distribution of any products. Cooper Bussmann also reserves the right to change or update, without notice, any technical information contained in this bulletin. Once a product has been selected, it should be tested by the user in all possible applications.

Life Support Policy: Cooper Bussmann does not authorize the use of any of its products for use in life support devices or systems without the express written approval of an officer of the Company. Life support systems are devices which support or sustain life, and whose failure to perform, when properly used in accordance with instructions for use provided in the labeling, can be reasonably expected to result in significant injury to the user.

© 2007 Cooper Bussmann
St. Louis, MO 63178
www.cooperbussmann.com





Компания «ЭлектроПласт» предлагает заключение долгосрочных отношений при поставках импортных электронных компонентов на взаимовыгодных условиях!

Наши преимущества:

- Оперативные поставки широкого спектра электронных компонентов отечественного и импортного производства напрямую от производителей и с крупнейших мировых складов;
- Поставка более 17-ти миллионов наименований электронных компонентов;
- Поставка сложных, дефицитных, либо снятых с производства позиций;
- Оперативные сроки поставки под заказ (от 5 рабочих дней);
- Экспресс доставка в любую точку России;
- Техническая поддержка проекта, помощь в подборе аналогов, поставка прототипов;
- Система менеджмента качества сертифицирована по Международному стандарту ISO 9001;
- Лицензия ФСБ на осуществление работ с использованием сведений, составляющих государственную тайну;
- Поставка специализированных компонентов (Xilinx, Altera, Analog Devices, Intersil, Interpoint, Microsemi, Aeroflex, Peregrine, Syfer, Eurofarad, Texas Instrument, Miteq, Cobham, E2V, MA-COM, Hittite, Mini-Circuits, General Dynamics и др.);

Помимо этого, одним из направлений компании «ЭлектроПласт» является направление «Источники питания». Мы предлагаем Вам помощь Конструкторского отдела:

- Подбор оптимального решения, техническое обоснование при выборе компонента;
- Подбор аналогов;
- Консультации по применению компонента;
- Поставка образцов и прототипов;
- Техническая поддержка проекта;
- Защита от снятия компонента с производства.



Как с нами связаться

Телефон: 8 (812) 309 58 32 (многоканальный)

Факс: 8 (812) 320-02-42

Электронная почта: org@eplast1.ru

Адрес: 198099, г. Санкт-Петербург, ул. Калинина, дом 2, корпус 4, литера А.